

WIN!  
TWO  
PHILIPS MONITORS

EXPERT ADVICE AND TIPS FOR EVERY AMIGA ENTHUSIAST

# AMIGA SHOPPER

From the makers of Amiga Format

ISSUE 19 • NOVEMBER 1992 • £1.50  
YOUR DEFINITIVE AMIGA GUIDE

## Power up a PC!

### INSIDE

#### • MASTER MULTITASKING!

How to make the most of your Amiga unique operating system

Multitasking: Page 84

#### • TIRED OF TYPING?

Could you and your scanner benefit from optical character recognition software?

DTP: Page 74

#### • SOLVE THAT PROBLEM!

Nineteen pages of handy advice to stop these niggles turning into nightmares


Amigo Answers: Page 39

#### • CUT THAT COST!

All the very latest low-cost and no-cost software from the Amiga public domain

PD: Page 156

## All you need is an emulator - we show you the one to buy



MICROSOFT  
WINDOWS

Version 3.1

Copyright © Microsoft Corporation 1985-1990  
All Rights Reserved

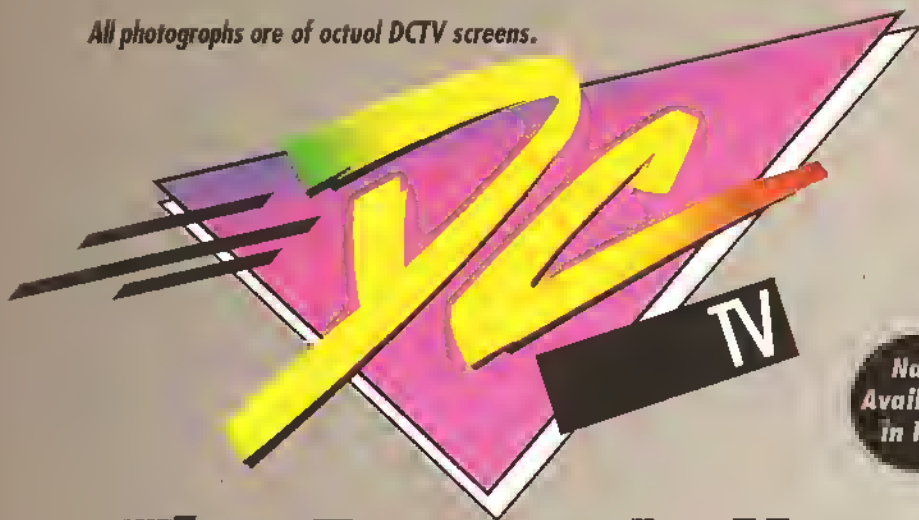
**PLUS** This is the future  
What's in store for your Amiga?  
OUR EXPERT PANEL PREDICTS THE NEW POWER GENERATION

Future PUBLISHING

Your guarantee of value



All photographs are of actual DCTV screens.



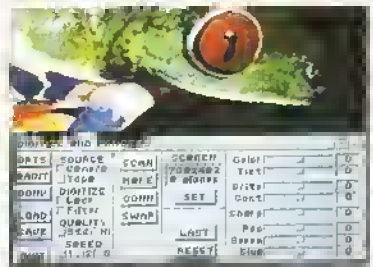
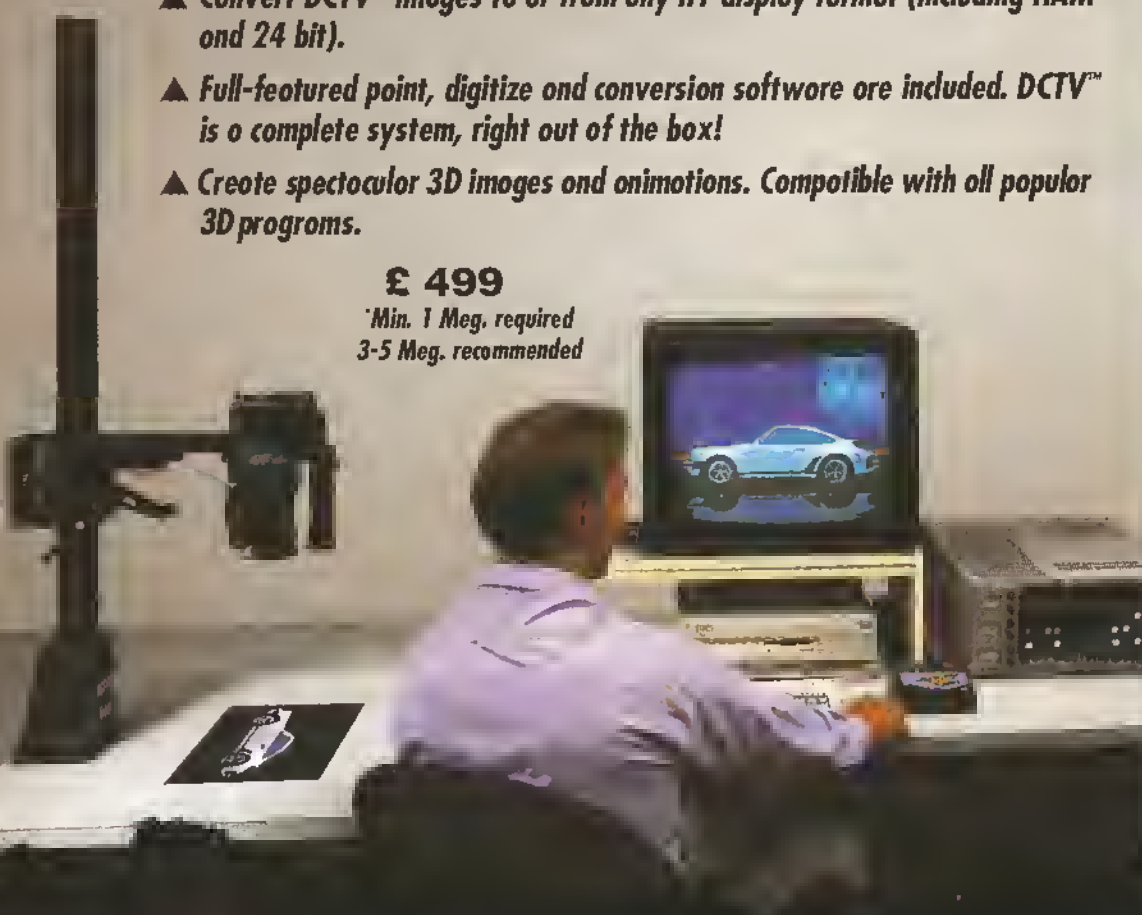
Now Available in PAL

# The Future Is Here!


- ▲ Point, digitize and display beautiful full color composite video images on any Amigo.<sup>®</sup>
- ▲ Capture on image in 10 seconds from any color video comero. (Also works with still video comeros, video disk and still frome copoble VCR's.)
- ▲ Convert DCTV™ images to or from any IFF display format (including HAM and 24 bit).
- ▲ Full-featurred point, digitize and conversion software ore included. DCTV™ is o complete system, right out of the box!
- ▲ Create spectocolor 3D imoges and onimotions. Comptible with all popular 3D programs.

£ 499

Min. 1 Meg. required  
3-5 Meg. recommended



Digitize and process full color composite video images in millions of colors.



Sophisticated true color video point, digitizing and image processing software are all combined into one easy to use package.



Create beautiful full color video images with all popular Amigo 3D programs.



Animate video quality DCTV images in real time using popular Amigo animation creation tools.

DCTV (Digital Composite Television) is a revolutionary new compressed video display and digitizing system for the Amiga. Using the Amiga as a compressed video buffer, DCTV creates a full color composite video display with all the color and resolution of television.

**DIGITAL**

C R E A T I O N S

Telephone 916/344-4825 FAX 916/635-0475

©1992 Digital Creations. Amiga is a registered trademark of Commodore Business Machines. Patents applied for.

# AMIGA SHOPPER

## AT A GLANCE GUIDE

To help you find what you want quickly and easily, this is a cross-referenced list of all the products and subjects covered in this month's *Amiga Shopper*. The subjects covered in *Amiga Answers* are detailed on page 39; the many PD programs covered on page 156 are listed there. The page numbers given are for the first page of the article in which the product is mentioned.

A4000	7
Amiga Answers	39
Amiga bundles	8
Amiga debate	15
AmigaDOS	90
AMOS	110
ARexx	88
Artificial Intelligence	154
Bulletin boards	106
Buying advice	167
C programming	86
Chaos	82
Chroma keying	71
Comms	106
Competition	170
Consoles	34
Desktop publishing	74
Director 2	70
Eclectic startup-sequence	90
Education	145
For sale	148
Future Entertainment Show 10	128
Letters	13
Linear programming	139
Listings	134
Mail Order	117
Multitasking	84
Music	98
News	7
Optical Character Recognition	74
Pascal	79
PC emulators	23
Platinum Works	139
Product Locator	168
Programming	86, 88, 110, 152
Public Domain	156
Reader ads	148
Sequencing	98
Shareware	156
Subscriptions	124
Talking Shop	13
Talking Shop Special	15
User groups	150
Video	70

Are there any products or subjects you'd like us to take a look at? Well, just drop a line to:

Amiga Shopper,  
30, Monmouth Street,  
Bath BA1 2BW.

# WELCOME

**T**his month we've decided to have a long look at the current state of the Amiga range and judge not only its potential, but also the threat from the PC and consoles markets squeezing it from both sides.

So, besides a big round-up of PC emulators and a look at how console graphics compare to those of the Amiga, there are also the results of a two-hour discussion the *Amiga Answers* panel had recently. What surprised me about the debate was the amount of criticism levelled at the Amiga – and this from supposedly dedicated fanatics. It just goes to show that if you care enough about something it usually ends up bearing the brunt of a lot of flak. But imagine what colour the air would have been if we'd just concentrated on the Atari ST!

And while we're on the subject, big things are happening in the ST world. There's a new 68030-based machine, the Falcon, with a very impressive spec at an even more impressive price of £399, all set for launch. Well, Atari had to do something pretty serious didn't it, having lost the 16-bit war abysmally? But if the next battle on the cards is a 32-bit war, Commodore had better get a move on.

Which is presumably why it has decided to drop the A2200 it only announced last month! Unbelievable! Still, the A4000 has finally made an appearance at *The World Of Commodore Show* in America – and it certainly looks promising (see page 7 for details). It suggests that a mid-range machine of some sort will soon be making an appearance.

Meanwhile, the best thing to do is make the most of what you've got – and that's where we come in.

Enjoy the ish!



Andy Stoner

Editor

## PUBLIC DOMAIN WORLD

### MORSE CODE MAESTRO

There are thousands of Amiga programs which are available for little more than the price of a disk. And many more which allow you to try the software free before you buy. Each month in *Public Domain World* we examine the best of these programs and explain how to get hold of them.

This month we focus on a Morse code tutor, a new operating system and a disk to help you draw up your Last Will and Testament!

Public Domain World or

Where there's a will...

as we call it this month, starts on page 156

## AMIGA ANSWERS

17 PAGES DEVOTED EXCLUSIVELY TO ANSWERING YOUR QUESTIONS

Every month in *Amiga Answers* our panel of experts answer more genuine reader questions than any other *Amiga* magazine. Whether they are beginners' queries or esoteric puzzlers – we tackle them all in clear and concise terms. *Amiga Answers* takes the frustration out of *Amiga* computing.

We answer questions every month on  
Workbench • The CLI • Comms • Programming • DTP • Video • Business software and more

THE ANSWERS START ON PAGE 41

## FOR A FULL LIST OF CONTENTS, TURN THE PAGE

### Your guarantee of value

This magazine comes from Future Publishing, a company founded just seven years ago, but which now sells more computer magazines than any other publisher in Britain. We offer:

Better advice. Our titles are packed with tips, suggestions and explanatory features, written by the best in the business.

Stronger reviews. We have a cast-iron policy of editorial independence, and our reviews give clear buying recommendations.

Clearer design. You need solid information, and you need it fast. So our designers highlight key elements in the articles by using charts,

diagrams, summary boxes, annotated photographs and so on.

Greater relevance. At Future, editors operate under two golden rules:

- Understand your readers' needs.
- Satisfy them.

More reader interaction. We draw strongly on readers' contributions, resulting in the liveliest letters pages and the best reader tips. Buying one of our magazines is like joining a nationwide user group.

Better value for money. More pages, better quality: magazines you can trust.

future  
PUBLISHING

The home of Britain's finest computer magazines:  
Amiga Shopper • Amiga Format  
• Amiga Power • Commodore Format  
• PCW Plus • PC Plus  
ST Format • Your Sinclair • Sege Power  
Amstrad Action • PC Answers • PC Format  
Mountain Biking UK • Needlecraft • Classic CD  
• Cycling Plus • Photo Plus • Total!  
• Super Play • Mege – & loads more next year




**THE NEW  
AMIGA CD DRIVE.**

**FOR MORE INFORMATION  
BUY ONE.**



The Amiga 570 CD Drive has arrived. A major leap forward for you. But a slight problem for our photographer. Because just one compact disc inserted into this ingenious machine can store the equivalent of up to 700 floppy discs - far too many to fit into a single photograph. That's an astonishing 550 Megabytes of memory, or 250,000 A4 pages of text. Enough to instantly transform your Amiga 500 Plus into an interactive multi-media player with the capabilities of CDTV.

In short, a real power-house. And one fully equipped to take advantage of over 100 CD titles already available covering everything from education to entertainment. The Amiga 570 CD Drive can also be used as a regular audio CD player. So its retail price of only £349.99, including our free Public Domain Collection disc, should come as music to your cheque book. We could go on and on about the Amiga 570. But how much more information could you possibly want?



STOP PRESS! THE NEW AMIGA 570 CD DRIVE IS FULLY COMPATIBLE WITH THE AMIGA 500 PLUS. HOWEVER, IF YOU HAVE ANY OTHER TYPE OF AMIGA 500 PLEASE CONTACT YOUR DEALER BEFORE PURCHASING. ALTERNATIVELY WHY NOT EXCHANGE IT FOR A CDTV MULTI-MEDIA PACK FOR ONLY £399.99. THE A570 IS AVAILABLE FROM SELECTED HIGH STREET STORES, INCLUDING DIXONS, SPECIALIST INDEPENDENTS AND MAJOR MAIL ORDER COMPANIES INCLUDING GREAT UNIVERSAL STORES.

## INSIDE THIS ISSUE

## AMIGA SHOPPER

Issue 19 November 1992

Editor: Andy Storar

Art Editor: Diana Taylor

Deputy Editor: Cliff Ramshaw

Production Editor: Alison Harper

Consultant Editors: Jeff Walkar,

Mark Smiddy

Contributors: Jason Holborn, Paul Overaa, Gary Whiteley, Phil Harris, Ian Wrigley, Phillip Gladwin, Conrad Bessant, Toby Simpson, Wilf Rees, Jolyon Ralph

Guest Composer: Antonio Vivaldi

Ad Manager: Margaret Clarke

Senior Ad Sales Executive:

David Eckett

Production: Richard Gingell

Production Technicians:

Simon Windsor, Chris Stocker

Circulation Director: Sue Hartley

Promotions Manager:

Michele Harris

Publisher: Stuart Anderton

Group Publishing Director:

Greg Ingham

ABC audited circulation:

January-June 1992:

48,799 copies/month

Printed by Redwood Press

News Trade Distribution -

UK: Future Publishing 0225 442244

Worldwide: MMC Ltd 0483 211678

This magazine is copyright © 1992

Future Publishing Ltd. No part of this

magazine may be reproduced without

written permission. We welcome

contributions for publication but regret

that we cannot return any submissions.

Any correspondence will be considered

for publication unless specifically stated

otherwise.

Editorial

30 Monmouth Street, Bath BA1 2BW

Tel: 0225 442244 : Fax: 0225 446019

E-mail: amshopper@clx.compulink

Advertising

Rayner House, 23 Higher Hillgate,

Stockport SK1 3ER

Tel: 061-474 7333: Fax: 061-476 3002

Subscriptions

The Old Barn, Somerton TA11 7PY

Tel: 0458 74011

So how about winning another year's free subscription then chaps? - this time it's all about Guy Fawkes, seeing as how it's nearly bonfire night. Okay, answer this - where did poor old Guy's head end up after he'd been hung, drawn and quartered? You got it? Then just send the terribly grisly details to: 'Pity he didn't succeed', Amiga Shopper, 30, Monmouth St, Bath, BA1 2BW. First out the bag wins 12 free issues - Oh, and last year's winner was: 'te do da...Nebody... es yet, eos that Dagmer question was a reel bast!

## News

A4000 launched - new chip set and version of AmigaDOS PLUS turn your A500 into an A3000 for \$250!

## Exclusive! 7


## Talking Shop 13

Your editor hosts the liveliest letters page in Amiga-land



The console threat, the PC threat, the possibility of a new range of Amigas - all things are considered by the experts as they assess probably the most exciting stage in the Amiga's history since its launch.

15



## PC Emulators 23

If you can't beat 'em, join 'em. We take a definitive look at the different emulators available, from PD progs to high-end hardware, and give you the low-down

## Consoles 34

Can the Amiga cope with the console threat?

## Amigo Answers 39

17 pages packed with solutions to your Amiga problems

## Video 70

The Director 2 and RocTec's Rockey reviewed

## DTP 74

Optical Character Recognition from Migraph

## Poscol 79

HiSoft's implementation of Pascal for the Amiga is rated

## Controlling Chaos 82

Explore the world of fractals on your Amiga

## Multitasking 84

It's all happening at once with our new series on multitasking

New Series

## C Programming 86

Learn the programming language of the professionals with the first part of our new tutorial

New Series

## ARexx 88

Discover the delights of inter-program communication in our major new series on ARexx

New Series

## AmigoDOS 90

The eclectic startup-sequence for ROM sharers revisited

## Music 98

The Beat Studio reviewed PLUS OctaMED sequencing

## The World of Comms 106

A visit to some of the best Amiga bulletin boards

## AMOS 110

Writing maze games PLUS AMOS command extensions

## Listings 134

Converting 3D objects from Imagine to Videospace3D

## Business 139

A look at the integrated package The Works Platinum

## Education 145

Art Tutor reviewed PLUS a round-up of 3D programs

## Reader Ads 148

Get your hardware and software bargains here

## User Groups 150

Turn here to make contact with hundreds of fellow owners

## DIY Programming 152

The final part of the noughts and crosses program

## Get o Life 154

Continuing the creation of artificial life on an Amiga



## Public Domain World 156

All the latest releases in the PD and shareware scene

## Product Locator 168

Your at-a-glance guide to the best in hardware

## Win a Philips monitor 170

We have two colour stereo monitors to give away. Just answer the three easy questions

# WeServe

## of Hampshire Established 7 years

High quality products. Full technical support.

High quality products. Full technical support.

### Amiga Workstation /Expansion System

Monitor stand with shelf for drives etc. Strong metal construction made from 14SWG steel epoxy coated Amiga colour.

Special price **£27.50**

### New Citizen

#### Swift 240 24pin Colour\*

Features. Please phone for a data sheet \*optional colour. Price with cable & paper

240 Mono **£259**  
240C Colour **£279**

#### Citizen 224 24pin Colour\*

Enhanced 24pin printer, \*optional colour with easy to use control panel 2 year warranty. Price with cable & paper

Mono **£199**  
Colour **£209**

#### Swift 24E

Enhanced 24pin. Colour printer with cable & paper

Mono **£229**  
Colour **£239**

#### Citizen 120D + with cable & paper **£109**

All Citizen printers have 2 year warranty

#### Citizen Swift 9

with cable & paper Mono **£169**  
Colour **£179**

#### Panasonic KXP1123

Probably the best 24pin mono printer available. With cable & paper

**£179**

#### Panasonic/Epson

KXP1170 9pin ..... 134  
KXP1124i 24pin ..... 227  
KXP2180 9pin Colour .... 189  
KXP2123 24pin Colour... 269  
Epson LX400 9pin ..... 135  
Epson LQ570 24pin ..... 265

Prices include VAT cable & paper

#### Naksha Scanner

200 to 400dpi. 105mm width with express-IT software **£99**

#### Naksha Mouse

for Atari ST & Amiga with house & mat **£21.50**

#### Squik Mouse

for Atari ST & Amiga **£13.90**

### New Price

#### Midi Interface

4 channel Midi Interface for Amiga

**£19**

Dr. T's Midi Music Software (not for A500+ or A600) **£4.95**

#### HP Deskjet Colour

300dpi colour inkjet printer. Colour laser quality at 1/10 of the cost. 3 year warranty. Price with cable & paper

**£499**

#### Deskjet 500

HP 300dpi inkjet printer. Laser quality at dot matrix price. 3 year warranty. With cable & paper

**£335**

#### Printer Drivers

Citizen Colour 24pin ..... 5.00  
Canon BJ-10e ..... 4.95  
Deskjet 500 Colour ..... 9.95

#### Printer Dust Covers

most types in stock from **£4.70** inc VAT

#### Canon BJ-10ex

360dpi Inkjet printer with cable & paper **£205**

#### Star SJ-48

360dpi Inkjet printer with cable & paper **£205**

#### Star LC200

with cable & paper **£179**

### Star

LC20 Mono 9pin ..... 129  
LC200 Colour 9pin ..... 179  
LC2420 Mono 24pin ..... 189  
LC24200 Mono 24pin ..... 209  
LPT4200 Colour 24pin ..... 259

Prices include VAT cable & paper

#### Kickstart Upgrades

Commodore 2.04 full upgrade 79.00  
Kickstart ROM only v2.04 .... 41.50  
Kickstart ROM only v1.3 ..... 29.00  
Phoenix rom sharer ..... 24.95  
Key'd operated rom sharer ..... 24.95  
VXL30 25MHz Accelerator ..... 239.00  
Fatter Angus custom chip .... 37.50

#### True Mouse

for Atari ST & Amiga **£15.90**

#### Happy Mouse

for Atari ST & Amiga **£14.90**

### New Prices

#### GVP Series 2

Hard Disks

for A500  
52Mb Hard Disc **£329**  
120Mb Hard Disc **£419**  
240Mb Hard Disc **£689**  
52Mb A530 Combo **£649**  
120Mb A530 Combo **£749**  
240Mb A530 Combo **£989**  
for A1500  
52Mb Hard Disk **£265**  
240Mb Hard Disk **£629**  
GVP ram **£25** per 1Mb

#### Bridgeboards

CBM A2286 286 for A1500 .... **£269**  
CBM A2088 XT for A1500 ..... **£99**

#### Printer Packs

All printers are supplied with a printer pack consisting of printer paper and a connection cable. If required a printer stand is **£5.00** extra (with a printer) Free of charge

#### Commodore 1085SDI

14" Colour Monitor with cable dot pitch 0.51mm Standard Res. **£195**

#### Commodore 1084SD

14" Colour Monitor with cable dot pitch 0.42mm. Medium Res. **£195** While stocks last

#### Philips CM8833 MK2

Colour monitor with cable **£199**  
Colour monitor with no cable **£189**  
UK. 240V mains + game

#### Accessories

Joystick/Mouse twin extension 4.70  
3M Joystick/Mouse lead .... 3.75  
A500 Printer cable ..... 7.95  
Modulator/Disk Extension .... 10.95  
23way Plug or socket ..... 2.95  
A500 Dust Cover ..... 4.70  
Mouse Mat (thick soft type) .. 4.95  
Mouse House ..... 2.95  
1M internal 5.25 disks ..... 45.00  
A500 replacement PSU ..... 39.00  
A590 replacement PSU ..... 49.00  
Rocgen Plus - Ganlock + .. 129.00  
Disc Wallet for 32 disks ..... 7.95

Phone for our 60 page catalogue EDUCATIONAL AND GOVERNMENT ORDERS WELCOME

All products have a 30 day money back & 12 month warranty. Prices are subject to variation without prior notification. Established 7 years. 3 minutes from M27 Junction 11. Free parking. Open 9 to 5.30 Monday to Friday & 9 to 5 Saturday Postage 94p or £3.53 Securicor £6.46 (£5.50 + VAT)

# WeServe



Larger items delivered by Securicor



Amiga/Shopper Dept.  
40-42 West Street  
Portchester Hants  
PO16 9UW  
Tel: 01705 325354

NOV 92

# WeServe

Best for service

# WeServe

Best for service

Visit our Showrooms. See before you buy.

Visit our Showrooms. See before you buy.

The Advanced Graphics Architecture chip set arrives PLUS AmigaDOS release 3

# A4000 born in the USA

## WORRY OVER WANG'S FUTURE

Wang, the newly-appointed service and support organisation for Commodore UK, has filed for Chapter 11 in the United States.

Filing for Chapter 11 amounts to a declaration on the part of the company that it is in financial trouble. It has caused concern throughout the Amiga community. A spokesman for Wang has stated that the UK subsidiary handling Commodore's support commitments is unaffected by the action of its American parent. Commodore UK's managing director Kelly Sumner emphasised that Amiga owners have no cause for concern. "I'm completely confident with the situation, particularly the at-home support for the Amiga 600," he said.

## SCANNER UPDATE

Pandaal Marketing has released version 3 of its hand scanner package.

The new software supplied with the DataScan Professional GS offers a grey scale editor, colour palette control, drawing tools, variable zoom, a multi-screen layout and the facility to add text to scans. It's now possible to resize, stretch, flip and crop images. Smaller images may also be merged together to create A4 documents.

Scans may be touched up with the software's range of drawing tools, including freehand, line, polygon and curve, all in variable pen sizes. Editing is further enhanced by the inclusion of a cut and paste facility.

An upgrade to the software is available for £20 via mail order. Alternatively, the new package can be bought complete with scanner hardware for the price of £149.95, or £89.95 mail order direct from City Beat on 0234 327422.

## PHILIPS MONITOR PRICE DROP

As part of its autumn promotion, Philips has reduced the price of its popular stereo colour CM8833/II monitor by £30 to £199.99.

The new price includes a one year's on-site maintenance warranty.

As a further incentive to buyers, Gremlin Graphics' Lotus Turbo Challenge II game is being bundled with the monitor from now until Christmas.

Buyers of the monitor are eligible to enter Philips' competition, whereby they stand to win a Ferrari Testarossa remote control car or even a VIP trip to the Silverstone Grand Prix.

Turn to the back page to see how you can win yourself a Philips monitor in our competition. Philips 081 689 4444.

Commodore has launched its latest Amiga at the World Of Commodore Show in Pasadena.

Crowds were wowed by the stunning displays produced by the high-powered multi-media workstation, the first Amiga to make use of Commodore's latest graphics chips known as the Advanced Graphics Architecture chip set. The machine's central processor is Motorola's 32-bit 68040, clocked at 25MHz, putting it firmly at the top of the Amiga hierarchy. Memory on the standard configuration is 2Mb of Chip (or graphics) RAM and 4Mb of Fast RAM. A 120Mb IDE hard disk is also included, as is a high density floppy drive which can be used to read PC disks. Disappointingly, the A4000's sound capabilities offer no improvement over those of a standard Amiga.

## RIGHT CONNECTIONS

The A4000's external interfaces are much the same as on standard Amigas: keyboard, two mouse ports, a serial port, a parallel port, a video socket and stereo audio sockets. Internally the machine has three PC AT slots for accepting PC compatible cards, a 24-bit video slot and four Zorro III slots. Zorro III is the latest Commodore standard for plug-in cards, as used on the A3000. It is compatible with cards using the earlier Zorro II standard found in the A2000, but offers significant speed and memory advantages when used with Zorro III cards.

The most exciting aspect of the new machine, the Advanced Graphics Architecture chip set provides the computer with a palette of 16.7 million colours, up to 256,000 of which can be displayed on-screen at any one time. Resolutions are user-definable, ranging from 320x200 to 1280x400 pixels. Higher resolutions are possible with the A4000's hardware video overscan.

## GRAPHIC PROOF

A 256 colour VGA screen, as used by IBM PCs, can now be emulated with ease. Screen modes with a greater number of colours operate in a 'super HAM' mode, but with much greater fidelity and clarity than the Amiga's standard HAM mode due to the increased colour resolution. Because of advanced CMOS technology and the chip set's full 32-bit architecture, it performs at something like four times the speed

of the older ECS. Sprites are also improved, with a maximum width now of 64 pixels.

Because of the AGA's 32-bit architecture, it will not be made available for A500s or A2000s.

The new hardware is catered for by a new version of the operating system: AmigaDOS Release 3. As well as providing full support for the new graphics modes, Release 3 includes a PostScript printer driver and CrossDOS, a program enabling the machine to use PC disks. Support for foreign languages is also provided. The advantages of Release 3, excepting those handling the AGA chip set, will be available for earlier Amigas as Workbench 2.1.

Commodore UK's Kelly Sumner, when asked about the US launch, said: "I agree there is a product called the A4000. It's not due just yet - we'll keep you informed." Amiga Shopper believes it is due to be launched in the UK by mid-October. It sells for \$3699 in the USA, and is expected to cost slightly over £2000 in the UK.

No doubt the A4000 is the first in a line of Amigas to make use of the AGA chip set. It would be madness for Commodore to spend money on developing the technology



The much-talked about A4000 is finally a reality. Hopes are high that its advanced graphics hardware will appear in cheaper machines exclusively for the A4000, which is likely to be a small market machine. Yet Kelly Sumner told Amiga Shopper that Commodore has decided not to market the A2200 announced in last month's issue. No reason for the decision was given, although the company is still believed to be intending to release a mid-range Amiga in the near future.

## MORE TO COME?

This will be an Amiga with limited expansion potential, probably based on the Motorola 68020 processor and sporting the Advanced Graphics Architecture chip set. With the release of Atari's Falcon, the need is greater than ever for Commodore to release an enhanced Amiga at a reasonable price. Speaking of the Falcon, Sumner said, "I don't think it will succeed." If Commodore can release more machines like the A4000, he may be right.

## INDUSTRY REACTIONS...

"The graphics are essential. PC owners have had 256 colours for a long time. This puts the Amiga back on top. It proves that Commodore is supporting the Amiga. We can assume that there will be other, cheaper machines to ensure the Amiga's future." - **Toby Simpson, lead programmer for Millennium**

"The A4000's success depends on Commodore's promotional campaigns, and it has proved its considerable skill in this area with the A500 and A600. The success of any new hardware will also depend upon its support by third party developers. Having discussed the A4000 with GVP, I can reveal that it will be developing for it. In fact it has already designed one of its new products to be compatible with the

A4000." - **Andy Leaning, Silica Systems**

"The lack of a SCSI interface and decent quality sound are serious omissions which may well kill the machine. I think the head of the design team should be sacked. He is someone who knows nothing about the Amiga, who thought it was a PC. But the AGA chip set is fantastic, it really is the business." - **Jolyon Ralph, CDTV developer for Almathera Systems**

"Although stopping short of full 24-bit colour, the new graphics spec should please video users - though I wonder whether the A4000 will be able to play animations in all those new colours" - **Gary Whiteley, videographer and journalist**

# Amigas bundled for Christmas

**T**he latest A600 bundles for the run up to Christmas have been announced by Commodore.

Bundling software with Amigas has been Commodore's preferred strategy for selling machines for some years now. The latest move involves two separate packs, one for the standard A600 and one for the A600 with hard disk.

Aimed at the younger potential buyer, *The Wild, The Weird & The Wicked* pack will sell for £349.99. It includes Electronic Arts' *DPaint III*, Ocean's *Push-Over*, System 3's *Putty* and MicroProse's *Grand Prix*.

The A600 with a 20Mb hard disk will be sold as part of the *Epic/Language Lab* bundle for £499.99. This includes *DPaint III*, Domark's *Trivial Pursuit* and *Amiga*

Text word processor, Ocean's *Epic*, Millennium's *Rome* and System 3's *Myth*.

Stand-alone A600s will still be available in limited quantities. Commenting on the recent price change, Kelly Sumner said that the machine's rate of sale had more than quadrupled during the first month of the drop. An even greater increase is expected as Christmas approaches and a TV advertising campaign begins. Attractive point-of-sale units are being placed in Commodore stockists, including Comet. A welcome move is the



Something for everyone in the A600 bundles

employment of a team of demonstrators to travel across the country, showing people the virtues of CDTV and inviting them to try the machines for themselves. To help cope with the demand, Commodore now has a factory producing A600s

## Sub-£250 '030 accelerator at American show

The World Of Commodore Show in Pasadena was the scene of many exciting product launches. Here's our stop-press round-up of the highlights - a full report will appear in next month's issue.

● CSA showed its Derringer accelerator. The 25MHz 68030 processor gives A500s and A2000s the same performance as an A3000 for only \$249.95. It has space on board for a maths co-processor and 8Mb of RAM.

● Commodore announced the imminent arrival of PCMCIA adaptors for the A2000 and A3000, giving the machines access to any credit card-based hardware or software that becomes available for the A600.

● Commodore confirmed that there will in time be an Amiga laptop.

● Commodore will have a SCSI II card available for the A4000 by Christmas. SCSI II is a much improved interface for connecting hard disks, tape streamers and the like to computers.

● INDVAtronics demonstrated version 2 of *CanDo*, the multimedia authoring system. It features a better manual and script bookmarking, whereby users can return to marked scripts with one or two keystrokes.

● Black Belt Systems demonstrated the improved morphing features of its image processing package *imagemaster*. On an A3000, *imagemaster* will morph a broadcast sized image some 20% faster than a



Amazing morphing from Black Belt's *imagemaster* package

Silicon Graphics workstation.

● A 24-bit graphics board and digital video editing system were demonstrated by Digital Micronics. *Vivid 24* has a maximum resolution of 2048x2048 pixels with 16.7 million colours and an 8-bit alpha channel. Its 16Mb of video memory, 8Mb of program memory, Texas Instruments graphics processor and four maths co-processors enable it to calculate and render 100,000 shaded polygons per second. The *Digital EditMaster* can record and compress video at 25 frames per second direct to hard disk using J-PEG compression technology. Frames can then be edited before being sent to an NTSC, PAL or SVHS recorder or monitor.

● Opal Technology's *OpalVision* 24-bit graphics board was strutting its stuff. With a range of promised add-ons, the board looks set to give NewTek's *Video Toaster* a run for its money. And it's PAL compatible!

**Watch out for a full review in next month's issue.**

## Commodore's 386 PC emulator

Commodore's 386 PC Bridgeboard will be available by the time you read this.

Priced at around £250, the board will fit in the Amiga 1500 and larger models. It comes with an Intel 386SX processor clocked at 25MHz and 2Mb of RAM available for use by both the PC and the Amiga. A version is also planned for the A600 which will sell at a slightly lower price.

## Top of the range 486 PC emulation from Vortex

Vortex has announced a 486 PC emulator for the A1500/A2000/A3000 range of Amigas.

The Intel 486 chip is used in state-of-the-art PCs, and is roughly equivalent to a 68040 accelerator. The Vortex emulator enables Amiga owners to keep up with the very best of PCs.

The Golden Gate 486 SLC has a 486SX processor clocked at 25MHz, complete with on-chip cache. It has a full 32-bit data bus and comes with 2Mb of 60 nano second RAM. An on-board IDE hard disk interface is included, as is a co-processor slot. An optional floppy disk controller is available. The emulator will sell for around £850. Expect a review soon. Vortex ☎ 01049 7131 597214.

## High quality audio for the Amiga

SunRize Industries' AD516 digital audio card has been launched.

The card provides eight tracks of 16-bit audio - the first to do so for any computer. It comes with an SMPTE time code reader to enable the user to synchronise audio with video tape. Real time digital effects such as flanging, chorus and echo are provided by a digital signal processor.

The card samples at up to 48KHz, with 64 times over-sampling. Samples can be recorded to and played back from hard disk. Supplied with the hardware is version 2 of the *Studio 16* package first sold with SunRize's 12-bit AD1012 card. The software provides VU and LED meters, multi-track mixing, eight track playback with simultaneous two track record, full editing facilities and Fast Fourier Transform effects. An AREXX port is also provided for external control.

The AD516, including software, will cost in the region of £1000. It is distributed in the UK by HB Marketing ☎ 0753 686000. Owners of the AD1012 can upgrade by contacting SunRize Industries direct on ☎ 0101 408 374 4962.

### SECOND CHOICE FIRST

First Choice Computers is expanding. As part of its plans it has changed its name to First Computer Centre. The new number is 0532 319444.



# The Digita range...

## Home Accounts2®

An advanced version of Home Accounts, which is limited only by the capacity of your computer. Sophisticated reporting with graphics, and special options such as VAT and loan calculation facilities. Equally suitable for businesses, clubs and charities (ST and Amiga). **£54.99**




## Home Accounts

Ideal for home users who want a simple low-cost way to plan and manage home finances. **£29.99**

## DGCalc

This fast, simple spreadsheet includes many advanced features, including a windowing facility, so that you can look at different parts of the spreadsheet at the same time. **£39.99**



## Mailshot Plus

If you ever need to send out mailings or print labels, this program is for you. Animated labels appear on-screen as a continuous sheet, allowing you to scroll backwards and forwards. You can search, sort and detect duplicate labels, print side by side and much more. **£49.99**



## DGBase

If you're looking for fast access to information, and the ability to create customised reports, then this relational database is for you (ST). **£49.99**



## Day-By-Day

An excellent way to get organised. You'll be reminded of birthdays, meetings and appointments. It includes month/week/day planners and automatic reminders of overdue events. **£29.99**



## Personal Tax Planner

Plan your own tax with ease. This simple program will calculate your income tax liability, allowing you to perform instant 'what-if' calculations and produce pertinent facts about your tax position. A professional version is also available for accountants and financial advisers. **£49.99**



## E-Type

Transform your computer into a typewriter. Because text is printed instantly, you can line up your form, press return and space a few times to move to the correct place, and then start typing. Ideal for filling in forms and envelopes. **£39.99**



## System 3

A suite of programs which perform all the basic functions for a small business. They may be used independently or integrated and include Cashflow Controller, Stock Control and Invoicing and Statements. **£59.99**



## System 3e

Like System 3, but with extended capacity for customer accounts and stock items. **£79.99**

## Cashbook Controller

Take the drudgery out of book keeping as this program will replace your cash and petty cash books. In addition to recording cash, bank and VAT transactions, you can enter credit sales and purchases, and for all these entries the program will automatically complete double entry routines, to ensure your records are always in balance. **£59.99**




## Final Accounts

Using the information created with Cashbook Controller, this program will produce a complete set of accounts, including Trial Balance, Trading and Profit and Loss Account, Balance Sheet, as well as useful accounting ratios. **£39.99**



## Cashbook Combo

A money-saving combination pack containing Cashbook Controller and Final Accounts. **£79.99**



## Wordworth®

The graphical nature of Wordworth makes producing documents faster and easier. With the enhanced printing fonts, Collins Spelling Checker and Thesaurus, no other word processor comes close (Amiga). **£129.99**

The Digita range is available for Commodore Amiga, Atari ST and IBM PC unless stated otherwise, and every program comes with a seven day money-back guarantee.

The only way to really appreciate Digita software is to use it. Phone 0395 270273 for more information, or write to Digita, FREEPOST, Exmouth EX8 2YZ. All prices include VAT, postage and packaging.

See us at:



**DIGITA**  
INTERNATIONAL

*software that's right*™

The Digita range is available to the Trade through Columbus, Gem, HB Marketing, IBD, Lazer, Leisuresoft, Precision and SDL.

Digita International Ltd Black Horse House Exmouth EX8 1JL ENGLAND Tel 0395 270273 Fax 0395 268893

A member of the Digita group -

Digita, the Digita logo, Home Accounts2 and Wordworth are registered trademarks and software that's right are trademarks of Digita Holdings Ltd. All other trademarks and their owners are acknowledged. Sold subject to standard conditions of sale E & O.

# Future of computing to be

**Earls Court is to play host to the most ambitious computing and electronic entertainment show this country has seen in years**

**T**he UK's biggest computer show for years is all set for November 5. *The Future Entertainment Show* will cater for all home computer and console users, and incorporates *The World Of Commodore Show*.

To accommodate the expected 100,000 visitors, the huge number of exhibitors and some of the large and exuberant displays, the show will be taking place in both Earls Court 1 and 2 in London.

## THE FUTURE

It will be the perfect opportunity to witness the future of home entertainment, pick up the latest in hardware and software, and meet the people behind your favourite mags, including *Amiga Shopper*.

Naturally there'll be plenty of hardware and software launches to see as well as tried and trusted packages for sale at unbeatable prices. Without doubt you'll

have the chance to meet the people responsible for the leading magazines for the Amiga. But what makes the show something out of the ordinary is the range of 'extra-curricular' activities - the games arcades, competitions, fairground rides, the huge video wall. There'll also be the finals to the National Computer Games Championships to be televised on ITV's forthcoming computer programme *Bad Influence*. £20,000 in prize money is up for grabs, courtesy of Future Publishing.

Visitors to last year's *Amiga Format* sponsored *World Of Commodore Show* will be reassured to know that all of its elements will be present at the *Future Entertainment Show*, including the manufacturer of the Amiga itself. They may also remember the fairground ride set up by Ocean. Be

assured that there will be similarly ambitious crowd-pullers, including the original Aston Martin sports car as used by James Bond.

## ENTERTAINMENT

There'll also be plenty of computer games to have a look at, if that's your bag. Both Nintendo and Sega have booked stands, so you can have a look at their consoles and how your opinions compare with those of Toby Simpson, the Amiga developer who assesses the console threat to the Amiga on page 34.

The show runs from Thursday November 5 to Sunday November 8. It is open from 9.30am to 5.00pm on Thursday to Saturday; 9.30am to 4.00pm on Sunday. Tickets are

£7 for adults and £5 for children under 14. Of course, it makes sense to avoid the queues by booking your tickets in advance. You can do this, and save £1.05 per ticket into the bargain, by calling the credit card hotline on ☎ 051 356 5085.

Now, just to whet your appetite, here's a preview of some of the more interesting things to be seen at the show...

**...STOP PRESS... STOP PRESS...**  
American manufacturers GVP and Progressive Peripherals & Software have just confirmed their attendance.

## AND WHO'LL BE THERE?

### COMMODORE Stands 1300 & 3250

Commodore will be taking two stands, one in the more serious Computing and Retail section, and one in the Entertainment section.

Many will have their first chance to see the A570 CD-ROM drive, along with a fantastic new range of CD titles that Commodore has helped develop.

The biggest pull will be Commodore's latest baby, the A4000. The full details of it are on page 7, but it has to be seen to be believed. And who knows - by November 5 Commodore may well have more new Amigas to show us...

### CITIZEN EUROPE Stand 3750

The new Swift 2 range will be on public display for the first time.

Also on show will be the 120D+, the Swift 9, the ProjJet and the PN48, the world's smallest A4 printer.

### AUDIO VISUAL RESEARCH Stand 3800

Audio Visual Research will be showing VideoMaster, an all-in-one video and sound digitising package. With it users can record quarter

screen monochrome pictures at up to 25 frames per second. A sound sampler is also included as part of the hardware, so short films can easily be made. The company will also be demonstrating its low-cost Clarity 16 sampler, which will sample in 16-bit stereo.

### BITCON DEVICES Stand 4610

Bitcon will be showing a PC emulator for the A600, as well as its brand new high density twin floppy drive which will use not only Amiga but also PC disks when used in conjunction with the emulator.

### DIGITA INTERNATIONAL Stand 4730

Version 2 of Wordworth will make

its debut. Enhancements to the word processor include columns, indexing, contents table, hot links, end notes, improved mail merge and file support, and improved search and replace and sorting.

### HB MARKETING Stand 4070

HB Marketing is one of the UK's biggest distributors of serious software for the Amiga. As well as just about any sort of program you can think of, the company will be selling the incredible Epson GT6000 A4 colour scanner.

### NEW DIMENSIONS Stand 4005

On display will be version 2 of TechnoSound Turbo, with new facilities including direct to disk sampling.

### PHILIPS ELECTRONICS UK Stand 1950

This will be your chance to compare Philips' CD-I machine with

Commodore's CDTV. See the latest CD-I titles and judge for yourself which format offers the best in compact disc entertainment.

### FUTURE PUBLISHING

Obviously you wouldn't come to *The Future Entertainment Show* without a look at the *Future Publishing* stand. Here you'll have the opportunity to talk to the *Amiga Shopper* team and tell us what you think is right about the magazine. We're always open to suggestions, so if you have any ideas for features or aspects of the *Amiga* you'd like to see covered, drop in and have a word with us. We'll also be more than happy to give advice or help with any technical queries.

You'll also get the chance to meet the people responsible for our sister magazines *Amiga Format* and *Amiga Power*, as well as the rest of the *Future Leisure* stable, catering for PC, ST, Nintendo and Sega users.

Pop by and say hello!

**CALL NOW & SAVE £1.05**  
**CREDIT CARD HOTLINE: 051 366 5085**

# revealed at Earls Court

## Future Entertainment Show

### FUTURE ENTERTAINMENT SHOW

Thursday November 5  
- Sunday November 8

#### OPEN FROM

9.30am - 5.00pm

Thurs - Sat

9.30am - 4.00pm

Sun

#### TICKETS:

£7 adults

£5 under 14s

#### BOOK IN ADVANCE

Save £1.05 per ticket

Call our credit card

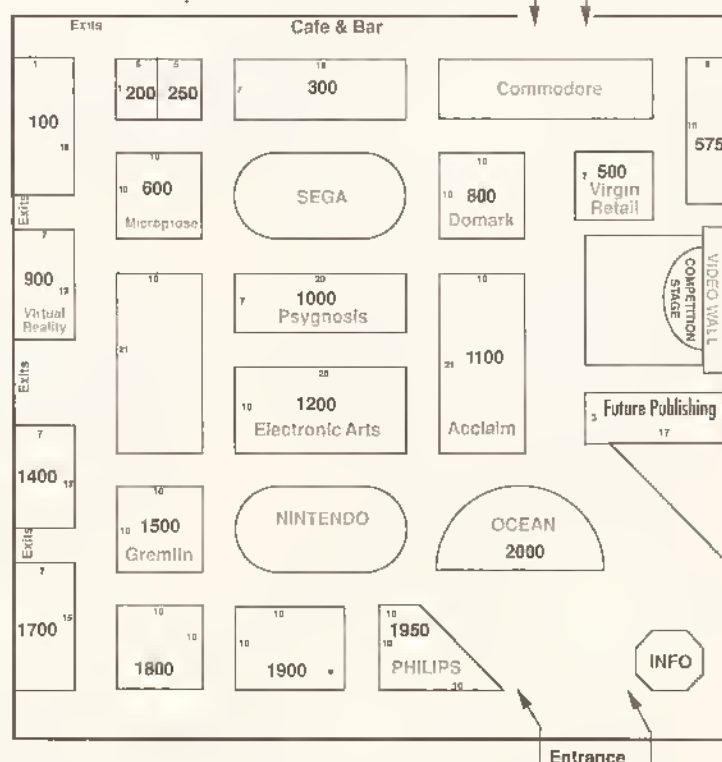
hotline on

051 356 5085

**HALL B**  
Computing and Retail



**HALL A**  
Entertainment



All prices incl. VAT

TEL:  
0446  
421316



7-8 SULLY VIEW  
Ty Verlon Industrial Estate  
Barry CF6 3BE

FAX:  
0446  
420404

**ROCLITE 3.5 SLIMLINE DRIVE**



Amiga Format says 'beautifully made slimline drive, quick and quiet with all the extras - 85% + 3.5" BR0MB External Drive  
+ Access time: 3ms track to track  
+ 0.9" high  
+ Enable/disable switch  
+ 23 pin pass through socket  
+ Allows connection to a 3rd drive  
+ Includes new chip which makes the Roclite fully compatible with ALL A500+ Machines  
**£54.95**

**FLOPPY DISKS**

**BRANEO DISKS**

5.25"	3M DATALIFE, TDK, VERBATIM, DATAFILE PLUS, MITSUBISHI, ATHANA				3.5"
	CHOOSE ANY OF THESE BRANDS				
Boxes of 10	1-2	3-9	10+	25+	
5.25" DSDD 48tpi	£5.60	£5.30	£5.20	£4.70	
5.25" DSDD 96tpi	£8.90	£8.40	£8.10	£7.80	
5.25" DSHD 1.6Mb	£8.90	£8.40	£8.10	£7.80	
3.5" DSDD 135tpi 1Mb	£7.10	£6.80	£6.50	£6.15	
3.5" DSHD 2Mb	£12.00	£11.60	£11.00	£10.35	
3" Maxell CF2	£20.50	£19.50	£18.50	£16.70	

**BULK DISKETTES**

We only source bulk diskettes from major manufacturers, therefore we only supply quality performance products.

100% ERROR FREE (Prices include VAT)

Price per disk	20	50	100	200	500	1000
5.25" DSDD 48tpi	0.28	0.27	0.24	0.23	0.22	0.20
5.25" DSDD 96tpi	0.30	0.29	0.27	0.26	0.25	0.25
5.25" DSHD 1.6Mb	0.40	0.39	0.36	0.35	0.34	0.33
3.5" DSDD 1Mb	0.45	0.43	0.41	0.39	0.38	0.34
3.5" DSHD 2Mb	0.68	0.65	0.63	0.61	0.59	0.58

**AMIGA EXTERNAL HARD DRIVE**



**SPECIAL PURCHASE LOWER PRICES**

+ External hard drive for Amiga 500  
+ Built in Autobooling  
+ On board Ram option up to 8Mb  
+ Beginner friendly on-line help  
+ A super-fast, high capacity hard drive that leaves others in its wake  
Rochard RH800C 52Mb SCSI OK **£299.95**  
Rochard RH800C Hard Disk Controller **£159.00**  
RAM upgrade per 2 Mb **£59.95**

**TOP AMIGA SOFTWARE**

	GAMES	
1. Sensible Soccer	.....	£23.50
2. Civilisation	.....	£32.50*
3. Games Espania 92	.....	£27.50*
4. Secret Of Monkey Island	.....	£34.99*
5. Lure Of The Temptress	.....	£27.50*
6. Fire And Ice	.....	£22.50
7. Hook (1MB)	.....	£22.50
8. Premier	.....	£27.50
9. Grand Prix	.....	£32.50
10. Eye Of The Beholder 2 (1MB)	.....	£33.50

NEW RELEASES \* Please ask about new products & educational plus business/home software.

**ACCESSORIES**

Keyboard Drawer	.....	£14.99
14" Tilt and Swivel monitor stand	.....	£9.99
Multifunction printer stand	.....	£15.99
Universal printer stand	.....	£3.99
Copyholder - adjustable	.....	£14.50
Copyholder - gripclip	.....	£3.99
14" Anti-glare screen filter	.....	£9.99
Dust Covers - all types	.....	from £3.50
ACCD PC workstation	.....	£99.95
3.5" cleaning kit	.....	£1.50
Mouse mat	.....	£2.45
Mouse pocket	.....	£1.95

**MONITORS**

**PHILIPS CM8833/11 STEREO 14" COLOUR MONITOR.**  
Covered by a 12 month warranty. Includes connecting cable, green screen switch UK specifications  
**£229.99**

**GOLDSTAR AMIGA COMPATIBLE TV/MONITOR**

A 14" remote control colour Television/Monitor with Amiga Monitor Cable Only **£179.99.**

**PRINTERS**

	Pin	Sheetfeeder	Printer	Price incl VAT
Citizen 120D	9	.....	.....	£129.50
Swift 9	9	.....	.....	£187.00
Swift 9X	9	.....	.....	£264.50
Swift 24E (including colour kit)	24	.....	.....	£295.00
Swift 24X	24	.....	.....	£370.00
<b>Newlett-Packard</b>				
Thinkjet	.....	.....	.....	£320.00
Quietjet	.....	.....	.....	£420.00
Deskjet 500 colour (3 year warranty)	.....	.....	.....	£559.00
Deskjet (3 year warranty)	.....	.....	.....	£385.00
PainJet	.....	.....	.....	£600.00
Commodore MPS1270	.....	.....	.....	£129.99
Star LC20	9	.....	.....	£133.00
Star LC200	9 colour	.....	.....	£199.95
Star LC15	9	.....	.....	£240.00
Star LC24-200	24	.....	.....	£230.00
Star LC24-200	24 colour	.....	.....	£269.95
Canon BJ300	.....	.....	.....	£159.00
Canon BJ10E	.....	.....	.....	£230.00
Brother 1309	9	.....	.....	£184.00
Brother HR-20 Daisywheel	.....	.....	.....	£154.95

**BEST BUYS SAVE £ £ £'s**

**DEAL 1** AMIGA A600 SINGLE DRIVE  
4 GAMES WORTH £120, 0.5Mb RAM, EXPANSION, COMMODORE MPS1270 INK JET PRINTER, PRINTER STARTER PACK  
RETAIL VALUE **£695** OUR PRICE ONLY **£495**

**DEAL 2** AS DEAL 1 BUT WITH NEW GOLDSTAR AMIGA/TV MONITOR, Includes Scarf Leads, Remote Control and 40 Channel TV  
RETAIL VALUE **£895** OUR PRICE ONLY **£650**

**DEAL 3** AMIGA CDTV GAMES PACK  
Includes - Amiga CDTV Player SOFTWARE - Hutchinsons Encyclopaedia Lemmings, Welcome disk,  
RETAIL VALUE **£499.99** OUR PRICE ONLY **£399.99**

**A570CD DRIVE**

With the NEW A570 CD DRIVE, attached to your A500 AMIGA, It will have essentially the same capabilities as Commodore's CDTV Player. Like the CDTV your new system will allow you to play any CDTV title as well as CD+G, CD+MIDI and standard audio CD's. The A570 installs easily, no software installation is required, you can continue to use your Amiga Keyboard, mouse and monitor for inputs and displays.  
**£375.00, including VAT & Carriage.**

**DISK BOXES**

	1-9	10+
10 Capacity 3.5"	£0.85	£0.75
10 Capacity 5.25"	£0.95	£0.85
25 Capacity 3.5"	£3.25	£2.75
40 Capacity 3.5"	£4.40	£3.95
80 Capacity 3.5"	£4.95	£4.55
100 Capacity 3.5"	£5.65	£5.25
50 Capacity 5.25"	£4.95	£4.55
100 Capacity 5.25"	£5.65	£5.25
80 Capacity (stackable)	£11.50	£9.40
200 Capacity (stackable)	£19.50	£17.95



NO HIDDEN EXTRAS



**FAX**  
0446  
420404



**PHONE**  
0446  
421316

**CREDIT CARD ORDERS**  
**0446 421316**



Payment by:

Cheque, Postal Order, Visa or Access. Please do not send cash



E&OE all prices and manufacturers specifications are subject to change without notice. Please call before ordering

## DIAMOND PCs

Have you seen the recent Diamond Computers ad? It's bad enough with that CD-I joke, but what about the previous page? Why not get yourself a real computer? Why not indeed buy an Amstrad 386sx?

Somehow I don't think so. Although I own a B2000HD, I also use top-end PCs and UNIX systems all day at work, so I can safely state without bias that PCs are crap!

Just for the record, here are a few things that my computer experience has led me to notice...

My trusty Amiga has software that PC owners can only dream of, and even with its paltry 7MHz processor, can easily give a 486 running Windows 3.1 a run for its money.

The old chestnut - software. Games - nothing else comes close (perhaps a MegaDrive). Business software - fair enough, most businesses use PCs, and their associated software but most decent Amiga packages can import PC standard formats, and in general they are many times superior to the PC packages. With an emulator, you can even run the PC software itself. I'd like to see an Amiga emulator on a PC!

Last year I was producing some reports on a Mac, and in order to work at home, borrowed a friend's AMAX. Surprise, Surprise, it was actually faster than the genuine Mac!

The only computer better than an Amiga I have used is a Sparc-based X-terminal, but with all the upgrades available (eg Super-Denise, 68040s, etc) and the rumours of the new Amigas, even these are coming under threat.

Well, that's enough slagging off for now but with all these stupid "my computer's better than yours" arguments going around, I had to get it off my chest. If anyone can come up with a decent pro-PC argument, apart from price (you get what you pay for!) then I'd like to hear it, but for the time being, keep up the good work *Amiga Shopper*, you're an excellent magazine.

James CC Darling  
Bracknell

Points taken James - though I doubt whether your Amiga can really give a 486 a run for its money!

I take it then you won't be one of the readers just dying to check out pages 23 to 32 of this issue...

## ON THE OTHER HAND

Referring to your recent correspondence on the 600/500 Plus, I find Commodore's marketing strategy rather strange. Having owned a 1.3 for the last three years, an opportunity occurred to pass it on and replace it with a newer model. Looking around the

local agents the 600 and the Plus were on display but no technical information on either was available. The salesman could only give a superficial explanation of the differences and changes made, based on hearsay and rumour. When I bought the 1.3 I was given all the pamphlets containing full details of the specification and possibilities. Commodore obviously doesn't bother any more.

The most startling improvement made to the 500 in its seven year life appeared last October unheralded, unannounced. Now six months later it is dead.

As an owner, I received letters from time to time to take out a maintenance contract with the Commodore Repair Centre. How much would that have been worth now?

A friendly dealer in my local town recently told me he has now stopped selling the Amiga - his customers were becoming hopelessly and utterly confused with Commodore's chopping and changing and about the lack of any consistent policy and stability. He also knew of others who had taken similar action.

Using existing experience and the details and comments in the Amiga press, it did not take long to decide on the Plus as it could be bought with 2Mb of RAM much more cheaply than a 1Mb 600.

I did not intend to use a hard drive, and a TV modulator is unnecessary when you have a monitor. Also a numeric keypad is very useful when entering large amounts of numerical data.

Unless you are going to play

**"The only computer better than an Amiga I have used is a Sparc-based X-terminal"**

games, a TV is useless anyway. If you have to use a TV the only way to get a half decent picture is to use something like a Goldstar TV/monitor with a Scart connection which does not use the inferior modulator.

Having tried a modulator out, admittedly with an old but still serviceable telly, the picture was worse than I can remember on my rubber-keyed Spectrum.

As for using the 600HO for serious applications, just look at the Capt. Diamond advert in issue 17 where it is offering an Amstrad 386SX PC for £800. This comes with an 80Mb HD, 4Mb of RAM, a

# Talking SHOP

Welcome to the Amiga world's liveliest letters pages! - the place where you get the chance to speak your mind. So join your host, the editor, Andy Storer for some more na-halds barred bantering. And remember, all you have to do to be included is send your missive to: 'Talking Shop', Amiga Shopper, 30, Manmouth St, Bath BA1 2BW. So get to it!...

1.44 Mb disk drive, a 10" high-resolution colour monitor, mouse, two speakers and a joystick along with MS-DOS 3, Windows and software, all running at 20MHz.

Just suppose you were to choose a 600HD. To make it comparable, Evesham Micros can supply a 600HO with an 80Mb HD for £580 and its prices are usually competitive. However this will have 1Mb of RAM and, as everyone knows, a 600HO with a hard drive fitted only has about 0.7Mb of RAM available. Any serious software needs at least 1Mb to run, so you will need a 1Mb RAM expansion as a minimum. Possibly a lot more.

So add on another £40 taking the price up to £620 and you haven't got a screen yet. The remaining £180 difference has to provide a colour monitor even if it is only a 10". After all that you would have a system with half the RAM, an 880K disk drive, no joystick and no software running at 7MHz.

There really is no comparison and I think Commodore needs to get its act together if it is going to stave off the threat of ever decreasing prices for PCs which you can now obtain in bits and pieces to build up your own customised system.

You might ask why did I buy a 500 Plus instead of a PC - well I use it as a hobby and like playing about. I am an AMOS fan, and already had a 1084S to use and it would have cost a lot to scrap everything and start again with another system. But I must admit

Commodore does strain its customer loyalty to the limit.

GH Jones  
Leicestershire

All I would say is that all computers are mere boxes and it's what you run on them and why which makes the difference - not the particular spec of the hardware.

## BUT THEN AGAIN

The replies you gave to the worried A500 owners in Issue 16 greatly reassured me, a fellow A500 owner. However, in the light of your saying - "It's not as though 1.2 million Amigas... are going to disappear off the face of the planet... (and) sheer force of numbers is going to maintain a healthy market provision because developers can't afford to ignore such a massive user base..." - I thought you would like to know of the treatment given Kickstart 1.3 owners (and there are hundreds of thousands of us) by some well-known companies.

I purchased a new Vidi 12 by mail order and eagerly awaited its arrival. The morning it arrived I ripped open the envelope to see what I had bought. Among the packaging I came across an envelope. Strange, I thought, what's that for? To my shock I soon discovered that I had to send for the program disk, as the disk supplied is for Workbench 2 users only. To add insult to injury, the order form says the 1.3 disk is "Free!" I should hope so!

The most annoying aspect of it all is that it would cost the suppliers peanuts to include the disk in the first place. The packaging even states – "Compatible with all Amigas... Includes... software".

I certainly feel that as a Kickstart 1.3 owner I "have disappeared off the face of the planet!"

Gavin Dodds  
Tyne and Wear

It would be a little wasteful for a company to include both disks though wouldn't it? – and I guess the reference to compatibility with all Amigas means those running Workbench 2! Yeah, you're right of course, but surely it's not that bad a problem to sort out?

## AMIGA VERSUS ATARI

I have been reading the rumours of new Amigas with interest, also about the rants and raves of A500/A500 Plus owners concerning the A600. The expansion port has been removed but I'm sure the hardware makers will find ways of connecting accelerators and everything else to the credit card slot.

Last time I wrote (Issue 9) I had an A1000 but soon upgraded to an A500 Plus. The A600's appearance has annoyed me in that my machine will plummet in value if the A600's price comes down, making it difficult if not impossible to get enough for a new Amiga.

So I am seriously considering one of these Atari Falcons. Their specs are very interesting – the graphics won't be as good as the new Amigas but the sound may well be a lot better and if there is a 16-bit sampler chip (ADC) built in, this may be the deciding factor for me – and I'm a diehard Amigan of five years now!

Here's the comparison:

<i>Colours</i>	
New Amiga	256/4096/256,000
Falcon	256/32,000
<i>Palette:</i>	
New Amiga	24-bit (16 million)
Falcon	16-bit (256,000)
<i>Resolution</i>	
New Amiga	1280 by 960
Falcon	640 by 480
<i>Sound output</i>	
Amiga	4 channels 16-bit 57KHz
Falcon	8 channels 16-bit 50KHz
<i>Sound input</i>	
Amiga	1 channel 8-bit 22KHz
Falcon	2+ channels 16-bit 50KHz
<i>CPU</i>	
Amiga	68030 16MHz
Falcon	6830 16MHz
<i>DSP</i>	
Amiga	56001
Falcon	56001

Besides these, the Falcon includes sound de/compression, direct to disk recording, and connection to

CO-ROM drives – all for £399. Other specs include IDE/5CSI 2, possibly on both machines, and many other similar features.

Don't believe me? Take a run over to the ST Format offices and have a look. The features of the Atari have all been seen, unlike the new Amigas which are the result of rumours and developers breaking non-disclosure agreements.

But if they are true, Commodore will have a serious fight on its hands and unless the price is low enough Atari will wipe up the entire market. I imagine Commodore would be safe graphics-wise but Atari will eat the entire sound market and Commodore will not get a look in unless the sound input/output question is solved – I know where my money will be going, being interested in sound.

But there is hope yet – Commodore will probably cut its prices and the sound input/output could be improved to match the Atari by using a 56002 DSP chip at 40MHz – the sound channels could be doubled if not quadrupled (or more!). Unless the sound chip itself is modified to give 8 or 16 channels, and a 16-bit DAC (sampler) chip is added at fairly low cost – I know as I nearly became a Commodore registered developer last year making 16-bit samplers. A de-interlacer is supposed to be fitted to the new Amigas with 1Mb video RAM, increasing this to 2Mb would allow all modes (including overscan) to be de-interlaced at fairly low cost.

No doubt Commodore is considering its moves at this time already, but with the competition showing its new machines, Commodore will be able to react. Will it at least add a 16-bit ADC for recording sound? How will the CDTV be changed with Atari also considering such a machine? Will it supply a monitor capable of showing the new super duper ultra hires modes? The price of such monitors as I have seen is about £800.

A previous Commodore tactic has been to keep the price of the Amiga higher than the Atari to give the impression of a superior machine being worth more. Would this be a wise move in the current economic climate? Consumers may simply go for a cheaper machine because of the lower price.

Nicholas Blackford  
Bangor  
Wales

Of course, all your 'New Amiga' specs really put the 'spec' into speculation, but I have to admit, the Falcon really is an incredible deal – it even has a built-in genlock! Still, can't see it selling in big numbers though – who's developing for it? Answers on a postcard please...

## 'I CAN LARF ABOUT IT NOW' SPECIAL

Have you learned a valuable lesson from the trials and tortures of experience or overcome some mind-boggling problem through incredible ingenuity or even sheer luck? Then let us know and win yourself a fiver into the bargain. Just send your post-embarrassed tomes to 'I can larf about it now', Amiga Shopper, 30, Monmouth St, Bath BA1 2BW.

### 1. Printing was just a drag...

I have recently purchased a Citizen printer to use with my Amiga 500 Plus and have often used it for printing colour graphic images.

As you know this can be slow and like most other people, I sit playing with my mouse while I am waiting. It was while doing this that I discovered a way to increase the speed at which my print-outs are produced.

I noticed that, between sweeps of the print-head, there is a delay, presumably while the Amiga converts the screen image to codes for the printer. I have found that if I 'drag' the current screen, usually Deluxe Paint IV, so that it is out of view, (ie, the menu bar is at the bottom of the screen), the gap between sweeps of the print-head is greatly reduced. In fact I would estimate that the printing speed is increased by about 2-3 times.

I suspect that this phenomenon is due to the Amiga not needing to process the screen, but I expect you will be able to clarify this. Anyway I thought you would like to pass this tip on to other Amiga users. I suspect this speeds up all processing, not just print programs, although I have yet to attempt to prove this.

John Hedger  
Luton

### 2. Trouble pin-pointing the problem...?

The following story may seem to some people a bit strange, but at the time the solution to my problem seemed quite reasonable.

I am the proud owner of an Amiga 1500 and approximately 6 months ago I decided to become one of the elite accelerator card owners, so off I trotted and bought myself a Microbotics VXL-30 68030 board. To those who don't know, this board is of the 'piggyback' variety which means that you have to take out your existing 68000 CPU, mount the VXL in the 68000 slot and then remount the 68000 in a slot on the VXL.

Now, installing all this on my 1500 meant that I had to take off the power supply and disk drive mounting which covers the 68000. This meant I had to unplug the main ribbon connector which connects the drives to the motherboard. Everything seemed OK, the mounting came off, the accelerator went in, and the mounting went on again. But, horror, when I tried to use the disk drives afterwards, they just would not work, proclaiming every disk to be corrupt.

So, off I went, back-tracking the installation procedure, checking all the connectors and pins etc and guess what I found? One of the pins on the motherboard which fits into the disk drive ribbon connector had snapped off and the pin was stuck in the plastic connector which fits over it. After nearly having a nervous breakdown, thinking of the time it would take to send my 1500 back to be repaired, I decided to do a little bit of home electronics.

What I did was to snip the point off a drawing pin, trim it to size with some pliers and shove this into the plastic connector, down the hole where the snapped off pin was, so that a little bit of drawing pin poked out of the connector. I then pushed the connector onto the motherboard so the new pin made contact with the motherboard and effectively took the place of the snapped pin. After re-assembling my 1500 and trying to use the disk drives, success! So, at the moment, my two disk drives on my 1500 are being used through the help of a drawing pin. It has been six months since this little bit of DIY and I have done a few more internal alterations to my 1500 (hard drive, RAM etc) and the disk drives are still working perfectly.

I am glad to say that I can laugh about it now.

Marlin Linklater  
Cleveland

### 3. Icon see clearly now...

You will be amused with what happened to me when I first set up and used my Amiga 500 Plus (Inc GVP 52Mb HD). I kept trying to load KCS and Super Jam but couldn't do it!

Discussions with Zone had no effect, but it wasn't until I used the "Show File By Name" rather than the usual ICON that I spotted the cause – the symbol for both KCS and Super Jam were in fact loading exactly behind the DFD symbol – showing by name gave them peeping out coyly! Has anyone else had this trouble?

John Fisher  
Essex


# THE AMIGA:

- Where it's been...

where it's at...

and where it's going...

**Gather together Amiga Shopper's experts panel in a conference room, offer 'em free drinks and set the ball rolling with news of a new Amiga - and what do you get? Arguments. Loads of 'em. Like, is the PC really a better deal?, are the consoles trouncing us?, is CDTV just a load of hype?, will the A2200 be worth waiting for?, what use are credit card slots? and do you want to step outside right now?...**



Andy Storey, editor,  
Amiga Shopper

Let's assume that after Xmas 93 the Amiga games market has plummeted....where does that leave the Amiga?



It leaves the A600 dead... Commodore would have to go A3000 upwards...

Jeff Walker, DTP expert  
and consultant editor



What it'd also have to do is improve Workbench considerably, improve the whole of Intuition - it's nowhere near as good as the Mac interface...

Mark Smiddy, developer  
and consultant editor




I run my productivity software on a 500 Plus - it's a better system than a 486 PC with Windows - Workbench is easier to use

Jolyon Ralph, CDTV developer



So look at emulators then, that's another thing that'll keep selling Amigas

Gary Whiteley,  
video correspondent



Jason Holborn, AMOS  
and ARexx expert

But the Amiga's just starting now... in just two years we've had a new Workbench, 24-bit graphics, 16-bit sound cards and ARexx - it's the most exciting year since 1985



Wilf Rees,  
education columnist

But how many of you here thought 'Wow, what a great move!' when the A600 was launched? I bet most of you didn't...

**Just some of the choice extracts from the no-holds barred debate about to start over the page - pour yourself a beer and enjoy!...**

# THE FUTURE STARTS HERE



The Amiga Answers panel all set to embark on a two hour discussion on the potentials and pitfalls facing the Amiga range. Will this year be the best ever?

**AS:** So let's kick off by asking what everyone thinks about Commodore's decision to announce a new Amiga based on the Motorola 68020 chip?

**MS:** Well, it's a logical step.

**JR:** There's still a price advantage on the '020.

**JW:** They did say that this new machine would be sub £1000.

**MS:** Is that going to be with a monitor, or is it going to be like a 2000?

**JW:** That's without a monitor. Basically, it's going to be a 2500, but cheaper and with higher specs.

**WR:** Was there any mention of a MIDI Interface?

**AS:** No; Commodore hasn't said any more.

**WR:** What about the rumours of Roland sound chips, and of graphics chips?

**AS:** There were no details other than that it would be '020-based.

**JR:** If it's '020-based with a new board, rather than a standard 68000 chip with an '020 card fitted in, like the 2500 was, then it's going to have an '020 with full 32-bit access to Chip RAM, and a full 32-bit memory access.

**AS:** What sort of performance advantages is an '020 going to give you over a standard 68000?

**JR:** It depends on the speed the chip's running at. Does anyone know?

**MS:** No, but I would guess 16MHz.

**JR:** The Commodore plug-in '020 card gives around 4 or 5 times speed increases over a standard Amiga. But a machine with 32-bit Chip RAM should be a bit faster; I would guess about five times faster.

**JW:** Having an '020 chip would make an enormous difference – the main complaint about DTP for instance is the speed of screen-refresh.

**WR:** Doesn't it really depend on horses for courses? If this new beast is going to have expandability, lots of slots and so forth, what really is the best option? Are you better off buying the new machine, or are you better off buying a 2000 and putting a GVP 25MHz '030 card for, what, £599? You've got far more speed; you've got far more flexibility, and you've still got all the slots.

**JR:** Despite being a developer I know nothing about this machine, but from what I gather I would guess that it's going to have Zorro III slots rather than Zorro II, because it's a new machine. Now that provides a lot more flexibility.

It would also make sense if Commodore put it in a 3000-sized case and gave it the 3000 processor expansion slot, which means you'd be able to use standard 3000 '040 cards and go straight from an '020 to an '040. With Zorro III slots you

can expand to up to 64Mb of RAM on one card; you've got room for far more intelligent devices. Though at the moment there's only two or three cards that use it...

**AS:** Do you think Commodore would offer a trade-up on the A500 to the '020-based machine?

**JW:** No.

**JR:** It depends; only if it doesn't sell. If it's a roar-away success it won't bother. There's no point in doing trade-ins on things that are doing really well.

**AS:** So that explains the trade-up scheme whereby you take in your old A500 and get a CDTV.

**GW:** Out of interest, what does it do with the old A500s?

**WR:** It puts them in the CDTV!

**JR:** Then sends them to Rumania!

**AS:** That's not what happens... is it?

**JR:** Commodore obviously was not going to tell me what it'd be



*"Hoving on '020 chip would make an enormous difference – the main complaint about DTP for instance is the speed of screen-refresh"*

doing with the traded-in machines...

**JH:** When I first saw a picture of a CDTV with a keyboard attached to it, it was an A1000 keyboard. And at that time in the States, it was doing a trade-in deal where A1000 owners just had to take in their keyboards.

**JR:** That was the original idea. But it was just too expensive to get all those keyboards, clean them all, re-spray them and put new connectors on them. It actually works out too expensive to do that.

## WHAT'S ON THE CARDS?

**AS:** Do you think Commodore would go for a PCMCIA slot like that in the A600 in the new machine?

**JR:** It would make sense, if it's going to try and persuade software companies to put stuff out on credit card. One of the main reasons it has chosen PCMCIA is because one of the main faults of the A500 was the edge connector slot, which was unreliable. There were bad connections, you couldn't do decent pass-thrus, and more importantly than that, it couldn't guarantee that with future machines you'd be able to take peripherals off of it and put others on without powering down.

Now this is one of the things about the PCMCIA... if you buy a peripheral, there's no reason why you can't buy a future machine, even something different like a PC, and plug your peripherals into that with a new software driver where necessary, and still use them.

**AS:** Commodore is also claiming that the memory cards for the new Amstrad NC-100 machine will fit the A600. As I understand it, one of the future uses of that credit card slot would be removable hard disks, small enough to fit in your top pocket.

**JW:** Oh, you can buy them now.

**AS:** So can we talk about those kind of add-ons? What do you think we'll see coming out for that slot?

**JR:** Everything you would get normally plugging into an Amiga's standard expansion. You'll see companies like

GVP providing, in the near future, things

like RAM expansions for it, samplers... all sorts of things.

**JW:** Looking through the PCMCIA resource reference book, there are no known Amiga developers in the list of widgets at the moment, so they've got to start from scratch.

**JR:** One of the things you can do which you can't do with an ordinary expansion slot is plug and unplug things while the machine is switched on. There's no reason if you have a removable hard disk and a sampler, why you can't plug in your sampler and sample something, then remove it, plug in your hard disk and save the sample.

**WR:** I wonder if the A670 CD-ROM drive is going to plug into that slot.

**MS:** Yeah, it is.

**JR:** There's nowhere else you can

## WHAT ARE ZORRO II & III?

Zorro II is the standard for A1500/A2000 plug-in cards. Zorro III, as on the A3000, is a 32-bit standard, giving faster data transfer rates. A Zorro II card may be used in a Zorro III slot.

## AND WHAT'S PCMCIA?

It's the interface standard used on the A600's credit card slot. It means that RAM cards, ROM cards, modems and so forth for IBM PCs can also be used with the A600. It is expected to be implemented on all future Amigas.



plug it. Which means that Commodore is going to have the A670 as a boxed unit with a cable coming out and this credit card on the end, which means presumably that if it does produce top end machines with this slot, then it's instantly got a CD-ROM drive for them.

**WR:** I wonder if the developers will side-step the A600? The one thing that I was waiting to see was some sort of plinth that the A600 sits on which converts it to an A500 with the edge connector/trapdoor configuration.

**JR:** There's no reason why a developer couldn't produce a PCMCIA card that fits into the A500 slot, so that if you've got your GVP hard disk or whatever, you just plug it in and then you're there. It would almost certainly need its own power as well, though.

**DREAM MACHINES**

**AS:** Talking about new machines and so on, maybe we could just go around the table and ask each of you what, from your chosen specialism, your wish list would be on this new Amiga?

**WR:** I would have thought first of all a MIDI interface. The Atari machines did so well because of this.

**JR:** Yeah, I agree. It would be a trivial thing to add - that's why Commodore put one in the CDTV.

**AS:** What about graphics?

**WR:** I think it's pretty well served with graphics.

**JH:** Well, if we were going totally crazy, I'd like to see a machine that's '030 based at least with a 32-bit architecture and with a custom chip set that was 32-bit as well; 24-bit graphics as standard on a standard screen; 16-bit sound with 8 channels; MIDI as standard.

**JR:** You can build up this system already.

**JH:** That's right, the talk about the A4000 is you have 24-bit as standard, so the machine I just described is not entirely crazy.

**JR:** The point is we've got to look at the fact that the market for base machines with 24-bit graphics and 16-bit sound isn't there. It's not going to be there until there's a vast amount of software that makes use of it.

**MS:** It's like the chicken and the egg.

**JH:** I don't know if it is a chicken and egg situation though... If Commodore creates the market, if it puts out a machine with this kind of hardware...

**JR:** All I'm saying is that it can't afford to put too much in - that will raise the price too high.

**JH:** Then why is it talking about bringing out the A4000?

**MS:** Who's talking about it? It's just a rumour.

**JR:** But you can buy all these things

as add-ons anyway.

**JH:** Yeah, but a lot of users don't want to have the hassle of choosing this card or that card to fit in their machine - they want them to come as standard.

**JR:** You can always get someone to make one up for you like that.

**MS:** The problem is that no-one is going to want to develop software for a configuration that only a small number of people possess. If it was a case of 8-bit or 24-bit colour as standard in the machine, then developers would have to make use of it.

**WR:** It's all about configurations though, isn't it? 15 years ago if you bought a British car - 'you want carpets? - that's extra'; 'you want knobs on the doors? - that's extra'. Nowadays they've all got electric windows, adjustable seats, and so on, because the competition has forced them to do that.

Now what we've got is the situation where the PC market has grown in terms of its graphic capability and its sound capability. It's startling to catch up.

**JR:** But in the PC market there is no standard, still. You have to go out and buy your computer in a box and you buy your sound card and then go out and buy your graphics card.

**WR:** But some of them are getting together and putting packages out so



*"The problem is that no-one is going to want to develop software for a configuration that only a small number of people possess"*

you don't have to do that.

**JH:** Exactly, a lot of companies are selling PCs with these cards already in them.

**JR:** At the end of the day it's usually the dealers who put them together. There's no reason why they can't do the same thing with a new Amiga.

**THE WORD ON THE A600**


**MS:** You can't do that with the A600 though. 90% of users don't want the all-singing, all-dancing machine, they just want this capability in a base machine.

**JW:** But they're not going to get it at that price; otherwise it wouldn't be a base machine.

**JR:** What's going to have to happen if and when the new technology comes out, is that it's going to have to be in the high end machines first so that the software developers can develop for it.

**MS:** The 68020 is not new technology: it's old, years old. The

16MHz '020 is old technology. Good God, if Apple can sell a machine with an '020 in there running at 16MHz for £900 then surely Commodore can sell one for half the price and still make a profit. That's why it seems unreasonable to charge £399 for the



difficult to blow the CIA chips.

**JH:** Oh good, because I've blown loads of them in the past.

**WR:** I wonder how many people actually bought a 500 Plus and might be hacked off. I think

A600, which is cheaper surface mount technology. **JR:** I guess the A600 costs so much at the moment because Commodore has to pay off the cost of converting its production lines over to surface mount technology. Once these costs are recovered, I can see the price of the A600 coming down to under £200.

**AS:** You can get A600s in Germany for a third off the price here. Kelly Sumner (CBM's UK MD) was saying that that was because it doesn't include on-site maintenance as part of the deal there, and yet at the same time he was saying that the failure rate it had had so far was something like less than 1.5%.

Whereas the

The A600 - replacement for the A500 and first in a new range of Amigas for the '90s. But is it good enough to retain Commodore's lead in the market-place?

Commodore lost a lot of street cred for that. It seemed to be half-hearted; it just slipped in; a lot of people bought it and they must have been really hacked off.

**JR:** I think possibly that it just had to release the A500 Plus because it ran out of the old chips; it ran out of 1.3 Kickstarts and Denises and what have you; and it didn't want to produce a new batch. The A500 Plus came out a lot earlier than expected.

**WR:** Well that stinks of crisis management rather than planning.

**JR:** Well the A500 was selling far higher than expectations, so all Commodore's planning went out the window.

**WR:** But the punters in the street suffer, because they go out with their money and buy a new machine...

**JW:** Oh, I don't think somebody who has bought an A500 Plus has suffered. It's a good machine.

**GW:** But people are hacked off by the marketing strategy, not by the machine they've got. Because they've gone out and bought a box, and then suddenly a new one is out.

**JR:** But then you get that in any market. You go out and buy a car, and then next week the company brings out a new car. It's inevitable; companies have to release new products and people will always get annoyed if they're the people who bought the old product a

A500 Plus was 8.5% or so.

**JR:** This is the major advantage of going over to surface mount.

**MS:** That's true. It's physically much more robust.

**WR:** But there are also disadvantages. I wonder how many people started with Kickstart 1.2 and then upgraded to 1.3 and...

**JR:** The ROM is still socketed, so you



*"I wonder how many people actually bought a 500 Plus and might be hacked off. I think Commodore lost a lot of street cred for that"*

can still upgrade Kickstarts. The only other real problem that the A500s had was that it was very easy to blow CIA chips, and apparently there's now better protection on the A600 for them. It's now far more

week before. **JW:** That's right. I've bought things and next week they've gone on special offer.

**MS:** Still, the A600 was a bit of a joke wasn't it?

**AS:** Why do you think that?

**MS:** The original machine was an A300.  
**JH:** It's written on the circuit board.  
**MS:** Yeah, so why market it as an A600 above the A500 to replace the A500. Why not carry on with the A500 and put the A600 out as a lower end machine? Keep the A500 as it was and release a PCMCIA adaptor for it.  
**JR:** I think Commodore has dropped the A500 because producing a machine without surface mount is just too much trouble.  
**MS:** But it could produce the



*"I heard a quote from the president of Commodore US who said that most users don't want anything more than a 7MHz 68000"*

A500 using surface mount.

**JR:** But why confuse the market by releasing two new machines at the same time? The A500 and A600 are basically not that different. They're both aimed at the same market. Because of the surface mount, the new A500 that you're proposing would be less expandable than the ordinary A500 anyway, in terms of internal expansions.

**MS:** It could have gone for a 16MHz 68000.

**AS:** Why do you think it didn't?

**JR:** Difficult. I think software incompatibility. Commodore is very scared of the STE-factor. That's the main thing. The STE came out and *New Computer Express* crucified it because it didn't run all the ST games.

**WR:** I would have thought it would be a better idea to put an '020 in the A600 along with a fall-back mode. And that would have made all the games work...

**JR:** You can never have a fall-back mode that works 100%.

**WR:** Well that's a technical problem, that's not one I'd be concerned with, that's up to Commodore.

**JR:** What it could have done is have a switchable 68000 which by default runs at slow speed, so you can boot up your games and they run slow, but from which you can run a program from Workbench to switch the chip to 16MHz mode. That would have been more sensible.

**MS:** Which is what has been done in PCs for years.

### PRICE & PERFORMANCE

**WR:** Which brings us back full circle to the first question. I would question anybody's sense in going out and buying a 68020 machine for under £1000 when for a little bit

more you could get a 68030.

**JW:** It's not a little bit more. We're talking about the Amiga market.

**WR:** I'm talking about the A3000.

**JW:** That's not a little bit more: that's £500 more.

**WR:** Well they've come down to £1400, so somebody will start aggressively pricing them again.

**JW:** OK let's say they're aggressively priced down to £1200. The new '020 machine is aggressively priced down to £700 - you've still got a £500 price difference.

**WR:** But I'd rather save and pay the extra

£500 and get a faster

machine.

**JW:** A lot of people will.

**JR:** That will be the right sort of placing for the machines then. Nobody should moan and say 'why have they brought out this machine with an '020?' - because you've got the option of spending more and buying a machine with an '030.

**GW:** It's filling a gap.

**JR:** Yeah, it's just filling an obvious gap in the market. You've got a base machine with a 68000; then a machine with an '020 and a machine with an '030 - something for everyone.

**WR:** But my argument follows on if you look at comparative markets. If you go back to when the Amiga first came out, it was a 68000, it had limited screen memory and limited RAM on board, OK, but it's still the same processor now. I would have thought that after seven years they would have got it a bit faster. Look at how the PC market has changed: you bought the XT running at God knows how slow!

**JW:** What you're saying is you want a base machine that's as good as...

**WR:** No, I'm saying it should have been faster. I think the new A600 should have been at least a 68020.

**JR:** Yeah, it should have been... perhaps it'll change it.

**MS:** I think the STE-factor that you talked about, which is quite legitimate, was actually caused more, in Atari's case, by the new custom chips, which is exactly the same as with the A500 Plus. As soon as you put the Super Fat Agnus in there, some games just fall over.

**JR:** It was actually very clever of Commodore to ensure that the Plus wasn't a disaster in the same way as the STE.

**AS:** I heard a quote from the president of Commodore US who

said that most users don't want anything more than a 7MHz 68000.

**GW:** Well they're not being stimulated to want one.

**JW:** Are they asked? If 90% of Amiga 500s and A600s are sold to games players, what advantage can a better processor have for them?

**WR:** Not everybody uses their Amigas just for games.

**JW:** Yes, but 90% do.

**GW:** But there's some sell through as well. You hook them by selling them a games machine, and then you try and educate them into other uses...

**JR:** Kids are not going to be interested in a faster processor unless it makes XCopy run better!

**WR:** I think that's naive to be honest. I work with kids all the time; and 90% of the kids I know like games and play games, but they're more concerned about serious applications. They use them for school work; they do their homework on them; they're working with them all day at school. Anything that can make it faster, make it more efficient, make their output look better, then it's got to be a plus.

**MS:** If you look at the games coming out on a PC now, many of them need a minimum configuration of a 20Mb hard disk and a 386 processor. Whereas we're stuck in the Amiga market with a 68000 at 7MHz. Which is crap.

**WR:** It's old.

**MS:** It's old; it's outdated.

**WR:** It's a starting point for the A600 for the next how many years? Five years? Is it still going to have the same processor in five years time?

**JR:** I doubt it very much.

**WR:** Then why not change it now?

**MS:** This is what Commodore should have done.

**JR:** It can't do it now because it's only just been launched.

**JW:** If you want a machine with an '020 you can buy one.

**MS:** But to get it as the base machine...

**JW:** Everybody's saying they want a base machine with an '030 in it, but they don't want to pay out the money

**MS:** No, but certainly an '020 at 16MHz doesn't cost that much more.

**WR:** But look at comparative markets - what's the entry level for a PC? XTs have gone.

**JW:** But base machines are sold to games players.

**WR:** Well if you want to label our machine as a games machine...

**JW:** It is!

**WR:** I don't think it is.

**JW:** It doesn't matter what you think it is, it is.

**GW:** When you say they're sold as games machines, are they perhaps sold like train sets used to be? Dad goes out and buys a train set supposedly for the kids but Dad uses

it to play games, but what do the kids do with it?

**JW:** They're sold to kids as games machines; to the parents for their kids. It's changing now with this new point-of-sale thing. That's changing because the centre point is CDTV, and there's all this software arranged around it, and there's lots of applications and information CDs there.

The actual marketing of the base Amiga is changing, but it's still going to sell it in packs later on. The A600 at the moment is being sold in the *Cartoon Classics* pack. It's for games!

**WR:** It also did the educational package, which sold extremely well.

**JW:** It didn't sell extremely well.

**WR:** It did.

**JW:** It didn't. There were nowhere near as many numbers sold as of the ordinary A500. It sold a few thousand, but the A500 has sold millions.

### CONSOLE COMPETITION

**MS:** I think something else we've got to look at if you say the Amiga is a games playing machine, is the console market, which is the true games playing market these days. The Super Nintendo and the Mega Drive both leave the Amiga standing, and both cost less than £150. Why would you buy a games machine with less power for more money?



At half its old price, the A3000 is now a very attractive proposition

**JW:** I don't know but people are.

**MS:** I work closely with a few shops, and their main sales now are in Super Nintendo and Mega Drive. Sales of Amigas have virtually ground to a halt, especially with the A600. It couldn't sell the A600 when it first came out; now it's starting to gain acceptance. If people want to play games they buy cartridge-based consoles.

**JR:** The only thing is that in the console market games cost £40 a time, and they're not readily copyable. The other thing of course is that the variety and range of

games on the Amiga is much better.  
**MS:** But the vast majority of games on the Amiga are rubbish, especially when you compare them to the likes of *Sonic* or *Mario*. They're only £10 more, but the kids will just play them and play them and play them. There's so much more in them.  
**AS:** OK, can we assume for a moment that after Christmas 93 the games market for the Amiga has plummeted. Basically people are buying SNES and Mega Drives. Where does that leave the Amiga?  
**JW:** It leaves the Amiga 600 dead.

**AS:** So, if we had a scenario where the Amiga wasn't being bought as a games machine anymore, do you think that leaves the Amiga as a sort of poor man's Mac? If you look at the Mac as being the DTP machine par excellence, could you see the Amiga as being the video and graphics machine?

**JW:** With the right software, and with the hardware we were talking about right at the very beginning. That's exactly what would have to happen if the games market fell through. Commodore would have to scrap the A600, probably have to scrap the '020-based machine, and go A3000 upwards.

**MS:** I think what it has also got to do is improve Workbench considerably, improve the whole of Intuition. Intuition is a great idea, but even now it's nowhere near as good as the Mac interface.

**JW:** Also third party software has got to get better.

**JR:** That's not true! It's the software that uses it! The actual support under Intuition, particularly if you have Kickstart 2, is there, it's just that the software companies are not using it; they're not following the style guide.

**JW:** Kelly Sumner made this point talking about the new '020 machine and compatibility. He made the point that they're testing everything, and developers still aren't using the operating system.

**JR:** From a developer's point of view I know that Commodore is actually pushing very hard in that direction at the moment. It's doing a lot of work on that.


**MS:** It's all very well saying the operating system's got all these fancy features and extras, but at the grass roots level it's still not open-ended. Commodore should have come down a lot harder, a lot earlier, enforcing guidelines, like Apple did. If you get a Mac and you type [Command]-O, that's 'open a file', always.

**JW:** That's easy to say in hindsight, but it didn't happen.

**JR:** It's being retrospectively fitted now to the software. If you look at the guidelines now there are actually instructions as to how your menus should be laid-out and so forth.

**MS:** Why aren't all of them doing it?

**WR:** But some of them are. If you look at the inclusion of ARExx, there are a lot of software houses now writing macros in ARExx that are built into the software, and that's an example...



*"If anybody wants to learn about their Amiga, wants to know how it works, what it can do, what it can't do then they should buy the Fred Fish disks"*

**PD PULLING POWER**

**AS:** So are there any other reasons why the Amiga will still sell despite the consoles?

**JR:** Public domain software is a legitimate reason for buying a computer over a console.

**MS:** But you only find out about PD once you get into computing.

**JH:** Most new users won't know anything about it.

**WR:** And unfortunately PD still, despite the fact there's some really good stuff, has this tacky image about it.

**JW:** There are more than 100 Amiga PD libraries, all of them coining it in. If you look at PD for the ST, the Mac, and even the PC, it doesn't compare.

**MS:** Mind you the PD houses are starting to crash now.

**JW:** Yeah, there's too many of them.

The point is there aren't so many libraries because there is so much decent software; there are so many libraries because so many people want what there is.

**JR:** The PD libraries are also going to have problems when the CD-ROM arrives. You'll be able to get a whole PD library for £20!

**GW:** There's just the transit time of getting PD on to a CD.

**JR:** This is it: there are always going to be people who want this week's demos, and failing getting a modem and downloading them, the only way to do it is through a PD library.

**GW:** I think PD is probably a marketing strategy that Commodore has missed. I think it has seen that now, though.

**JW:** If anybody wants to learn about their Amiga, wants to know how it works, what it can do, what it can't do, then they should buy the Fred Fish disks, use everything and read everything. You may not find them useful again, but you'll learn something.

**THE POWER OF AREXX**

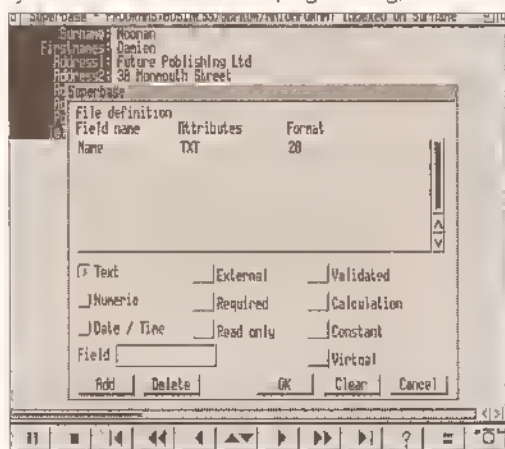
**JR:** Is there anything like ARExx on the Mac that enables you to integrate packages so easily?

**MS:** Well, there is now, but it's not as easy as with ARExx.

**JW:** I know it sounds like I'm biased towards DTP, but the Genies in *Professional Page* are a perfect example of what ARExx is capable of. It's stunning what you can do.

**AS:** What can you do?

**JW:** You can automate page make-up. It's as simple as that. You can do it once, and it's done for all time. You just tell it which files to load, and it puts them into boundary boxes and it's done for you. You just press the button and it's done. Things like if you need various graphics arranged on a page and you want them to automatically go into the boxes of the size you've drawn them, and then you want the whole thing to be scaled down to 50% of that size and then moved and then copied over on to a little panel on another page on another part of the publication or something... it comes with a whole bunch of them written for you. But there are also programs. If you wanted to do what I was just talking about you could write your own ARExx script; so you've got to learn about ARExx which means you've got to learn about programming, which



**ARExx reinforces the Amiga's multitasking capabilities**

frightens people.

**MS:** People do say 'I can't program' without even thinking about it.

**JW:** That's right, they just assume that programming is something that only clever people do. But ARExx

**PRODUCTS OF THE YEAR**

**AS:** I'd like to ask everybody what the most exciting product they have come across this year is.

**WR:** A bit of software called *MicroMeasure*. It works with a genlock and a video camera, and it enables you to calibrate the screen and to record movement, time, distance... I like it because unlike most software it's completely divergent. What you use it for is up to you. So, for example, you could view someone throwing a discus and put markers on them, you could analyse the body movement. You could put it on dancers, insects moving across foliage. It's a very clever bit of software.

**MS:** Progressive Peripherals' '040 accelerator for the A500. Software-wise, the best package I've used this year is *Professional Calc*, but the third party hardware developers are well in advance of the third party software developers.

**JR:** Hardware-wise I think the new AD516 stereo 16-bit 8 track sound card, which is pretty amazing. For software, the new version of *NComm 2* for the A600 is pretty good. It supports the credit card slot for paying for on-line services.

**GW:** I suppose the AVideo 24 card, because it's cheap and it does the job, even though you have to plug it inside the machine. I think it's an interesting piece of kit that maybe ought to be bundled with professional systems.

**JW:** ARExx. I think it's the most underrated, unknown piece of software. It's tremendously exciting.

makes it very easy.

**JR:** The advantage is that once you've learnt ARExx you've learnt how to control just about every productivity package for the Amiga.

**AS:** Do you think Commodore should be bundling ARExx properly with the A600?

**JR:** It is bundled.

**AS:** Not completely...

**JW:** What's not bundled are the manuals. The users don't even know they've got ARExx.

**IS CDTV THE KEY TO COMMODORE'S FUTURE?**

**AS:** Commodore is about to put 450 point-of-sale units in high street shops like Dixons. At the centre is the CDTV with keyboard, flanked by about 30, 35 titles. Beneath it is the standard 600 and the 600 with a hard drive. I think it's quite interesting that CDTV is taking the centre stage. That it's now the

continued on page 21

# Protex is Unbeatable Value!

## Protex 5.5

*"If you need a professional word processor  
Protex is perfect"* AMIGA COMPUTING

*Amiga Format and ST Format Gold Awards*

1Mb required (Amiga or ST). Free demo disk available.  
Upgrade from any earlier version on same computer just £40.

previously £152.75

now just £80

previously £99.88

now just £40

## Prodata

*"... reliable, easy to use and excellent value"*  
AMIGA COMPUTING

Database manager. 1Mb required (Amiga or ST).

## Exfile

The magazine for Protex users. Packed with information to help you make the most of Protex including mail merge and macros, printing solutions and tutorials.

6 Issues for £15

## Announcing Lapcat ...

a new easy-to-use transfer solution for sending files between different types of computer.

Lapcat was designed for the NC100, Amstrad's new Notepad Computer. To make file transfer easy something new was needed; the difficulties in sending files via the serial port are well known - the problems of different connectors, different types of leads, baud rates and the software at the other end. Lapcat is a combined software/hardware package that transfers files quickly via the parallel port.

The Lapcat software is built into the Amstrad NC100. The standard package consists of the Lapcat lead plus software on disk for the computer of your choice. This will enable you to transfer files between an NC100 and your chosen computer. Lapcat is not just for NC100 owners because you can buy software to transfer between any two of the supported computers. No technical knowledge is needed.

Lapcat prices: (Please state clearly the type of computer you are using - PC, Atari, Amiga).

With software for one computer **£40**

Software for extra computers **£10** EACH



# ARNOR

continued from page 19

leading Amiga brand. That's the way it is being positioned. Linking that into what I was saying earlier about the possible demise of the Amiga games market, do you think Commodore's long term thinking is that of the Amiga CDTV computer as its saviour?

**JW:** Commodore doesn't actually say that, but I think everything it shows confirms that.

**WR:** But isn't it typical of Commodore, for something that's going to be the future, and be revolutionary, to put the old Amiga with a 68000 into CDTV.

**GW:** And 1.3 based, at that.

**WR:** Yes. If it's going to be the biz, why chuck a seven year old machine in at the centre of it?

**GW:** And a Welcome disk that tells you how to switch the machine on!

**AS:** Do you think that it would be a sensible move to take a 500 along and come away with a CDTV computer? What are the benefits?

**JR:** Well you're getting an extra year's guarantee!

**AS:** Can you easily add upgrades to CDTV? Can you hook printers and memory and so on?

**JR:** Yeah, it's got all the standard Amiga ports. It's got two internal expansion ports. One of them is a video port in which the modulator usually fits, so obviously it's got an internal modulator. You can take that out and put in a genlock.

**JW:** Do you think it's this kind of hardware that will sell it?

**JR:** It's the software that will sell it. I know there are several companies doing very big CDTV projects; it's just that they're all going to appear between now and Christmas. They've all been waiting for the A570 to launch.

**JW:** So while these titles are going to sell the CDTV, they are also going to sell A570s to A500 owners, and they're going to sell A670s to A600 owners...

**WR:** What about A2000 owners?

**JR:** Well you can already get a CD-ROM that will fit inside the A2000.

**JW:** What are developers using?

**JR:** The Toshiba.

**JW:** That's the one that works with almost everything.

**JR:** Well, no, the only thing it doesn't run is software that calls the CDTV libraries, the CDTV ROMS, because they aren't on the SCSI card.

Unfortunately all the good titles do. There is a way around this which is to produce a software emulator for the CDTV device. Such a thing does exist; but I can't talk about it.

**MS:** You just did.

**JR:** The problem is licensing; the code belongs to Commodore, and if you're doing a CDTV compatible drive you've got to license the

code from Commodore.

**GW:** Talking about emulations, that could well be another thing that's selling Amigas.

**JR:** Commodore's latest brochures put a lot of emphasis on the emulators, particularly A-Max.

**AS:** Do you know of any developers who are bringing out serious applications on CD-ROM?

**JR:** Yes. For example New Horizons are doing *ProWrite*, *Flow*, *Design Works* and whatever on a disc, so there's a mini office station on a CD.

**AS:** On the PC, for instance, *Corel Draw* is out.

**JR:** Well this will be the favoured way of distributing software. It's a lot cheaper to produce one CD than it is say ten or eleven disks if you've got a big package. Plus, of course, it is secure. So I would not be surprised if *Pro Page* or *PageStream* or whatever come out on CD, or at least become optionally available on CD.


**MS:** What's to stop people pirating from CDTV?

**JR:** Audio. You can pirate the games, but you can't get the CD sound. If you look at pirate bulletin boards, you'll see things like *CDTV Lemmings*, but they've got no sound.

**JW:** I don't think people will really appreciate the CD audio until they've heard it.

**AS:** I can't see any software coming out on credit card, because the unit price is so expensive. Who's going to develop on something with a high initial cost?

**JR:** That's probably the case for a RAM card. But ROM cards are going to be no more expensive to produce than a standard console cartridge. Because it is essentially the same technology - all it is is a surface mounted ROM chip.



*"The software I've seen on CDTV is not good enough at the moment"*

**AS:** Isn't that going to be much more expensive than an equivalent CD?

**JR:** This is why I think the credit card slot is mainly going to be used for hardware expansion.

**AS:** Jason, would you buy yourself an A570?

**JH:** I've been thinking for a long time about buying a CDTV, but at the moment it's not the sort of thing I need. The software I've seen on CDTV is just not good enough, at the moment. I've seen a lot of CDTV software and the only disc that I could say I've enjoyed playing with is *Japan World*.

**JW:** I think it will be after Christmas

before we see a large base of really good CDTV software.

**JR:** Another thing is that, at the moment, there is no way for amateur programmers to access CDTV. That will be fixed when *AMOS Professional* comes out, which will have a CDTV extension. With this you'll be able to write your own custom audio player



**CDTV - heralding a new generation of home and productivity software?**

or Karaoke player. It's great fun playing around with CDTV as a sort of programmable CD player.

**GW:** When you talk about putting *Pro Page 3* on CD, how much memory can you stick in a CDTV, because you're going to need a fair bit?

**JR:** The base machine is not expandable, but you can now get the 2Mb Agnus chip to give 2Mb of Chip RAM inside the CDTV.

There's also the Blizzard Board which is an internal thing that sticks on the 68000 chip. That will give it a double speed 68000 and up to 8Mb of Fast RAM.

**JR:** About £1000. Yeah, it's a very fast machine, but I don't use it.

**AS:** If somebody out there has a choice between Commodore's new '020-based machine and the equivalent PC for the price, at least a decent 386DX, which should they go for?

**JW:** The question they have to ask first is 'what do I want to do with it?'

**JR:** A computer is only a tool for running software. Software is far more important than hardware.

**AS:** Put it another way then: what features does the Amiga have that one should buy it for in preference to a PC?

**JW:** On the applications side of things, doesn't it turn into a Windows

versus Workbench sort of argument?

**JR:** Yes. I find Workbench far more productive than Windows, and I use both of them quite a lot.

**MS:** But there's nothing like the DTP application *Quark XPress* or *Word For Windows* for the Amiga.

**JW:** You're talking about 'killer' applications.

**JR:** I prefer running productivity software on a standard A500 Plus to running it on a 486 with Windows. It's a better system; Workbench is easier to use.

**MS:** Workbench is, but the productivity software for it isn't.

**JR:** It depends what you want to do. For example, look at word processing. I can use *Protext* on the Amiga or I can use *Word For Windows* on the PC. If I'm just writing a short answer for *Amiga Shopper* it doesn't make any difference - I can do the job equally well with either.

**JW:** Looking at the software side of things, we've all got our areas that we specialise in; in an ideal world what piece of software would we choose to do that job all the time? To start the ball rolling, I'd be using *Quark XPress*, on the Mac.

**JH:** I'd be using *CuBase* on the Mac for sequencing.

**MS:** Microsoft *Word*.

**JR:** I'd be using what I'm currently using on the Amiga. I'm happy.

**GW:** I'd be using a Cray.

**JR:** But PC hardware is very cheap. PC software isn't. If you're looking at packages like *Word For Windows*, it's, what, £399?

**JW:** *Quark XPress* is £790.

**JR:** So any advantage you've got in the platform price is immediately lost on the software. So unless you're assuming that people are going out and getting their pirate copies of the software, people are going to have to

buy the packages that they want to use.

**MS:** We know realistically that a lot of people do pirate it. But even so, the difference in price is... to buy an equivalent to a 386 PC you'd have to buy an A3000.

**JW:** No that's rubbish!

**JR:** You can get good performance out of an A500.

**MS:** What! Show me an application



*"Why not concentrate on the emulator boards and use everyone else's killer applications?"*

that performs like *Word*.

**WR:** It takes 15Mb doesn't it?

**MS:** It's big, yes.

**JW:** The hardware that some of this software requires is expensive.

**JR:** All I'm saying is that there's nothing really wrong with the basic machine. The system I've got at the moment is an A500 Plus with 2Mb of Chip RAM and 4Mb of Fast RAM, and a 52Mb hard disk. Now that set-up is ideal for productivity work on the Amiga.

**JW:** So are we saying the only killer application on the Amiga is Workbench?

**JR:** There are a lot of good applications that are close to 'killer', but I wouldn't say they were at 'killer' status yet; things like *Art Department Professional*.

**JW:** But that's what the machine needs.

**WR:** It also multitasks well.

**JR:** That's the main thing.

**JW:** What it needs to sell it into the power user market or even the corporate market is one killer application.

**JR:** Why not concentrate on the emulator boards and use everyone else's killer applications?

**JW:** That could be it.

**JR:** I don't think there really is any point in producing say the most amazing Amiga desktop publishing or most amazing Amiga word processing or spreadsheet package, because these packages exist on the Mac and on the PC.

**GW:** But if you've got to spend £300 on an emulator and £700 on software, you might as well buy a PC.

**JR:** It's cheaper than spending the money on the PC and the software if you've already got the Amiga.

**MS:** By definition you've got the Amiga.

**JR:** The point is, if you only want to run that sort of software, then there is no point in buying an Amiga anyway. The Amiga is a specialist machine.

**JW:** It's a games machine.

**JR:** It's a games machine; it's a video machine.

**MS:** It's also a hobbyists' machine. It's something you can mess about with. That's its greatest strength. And it has got the best multitasking around. Unfortunately that's where Commodore has really flopped, because it's not really pushed this factor in its advertising.

**JW:** Part of the problem is that the general user doesn't understand multitasking. That's not their fault; it's our fault that they don't know about multitasking. And of course, to multitask effectively you need more memory and a faster processor.

**JR:** It's amazing how well you can multitask on a standard A500.

**WR:** It's amazing how quickly it slows down as well!

**JW:** It does depend on the application. A lot of software doesn't multitask properly, and will basically grab the system and slow everything down, and won't do what it's supposed to be doing. It's supposed to let the processor go; some of them say 'I'll just keep hold of it in case I don't get it back'.

### THE BEST YEAR SINCE '85

**AS:** Where do you think we are in terms of the Amiga's development? Is this one of the most exciting years there has been since 1985?

**JH:** Yes, it's just starting now. For seven years the Amiga has been pretty static. Now in the space of say two years, we've got Workbench

2.04 which is a huge advancement, we've got 24-bit cards, 16-bit sampling cards, ARexx. Things are just starting now.

**AS:** Are you getting more value for your money now?

**JH:** That is the case with all technology, all sorts of things. The price of technology drops, but you still pay pretty much the same price for something, although the product is actually a lot better. It's like HiFi equipment.

**JR:** People think that Commodore has been totally static since 1985, and hasn't really done anything except new Agnus chips and new Denise chips, very minor changes.

**JH:** The enhanced chip set was designed in 1985. Jay Miner said that the chip set was done.

**JR:** The only problem was that the original designs for the original chips were lost. It's true! When it did the enhanced chips, Commodore virtually had to reverse-engineer its own chips and hack them, which is why the enhanced chip set wasn't a major rebuild because it didn't have time. That's why it has taken it so long to do anything - because the original designs were lost.

**WR:** I'm disappointed. I would have thought that, after seven years, for a machine which at the time it was introduced was quite revolutionary...

**JW:** Quite revolutionary? It was stunning!

**WR:** What I would say though is that in the last seven years the competition might not have caught up but it has come damned close.

**AS:** Where has Commodore failed to seize the opportunities?

**WR:** It has failed to build upon what it has. It's failed to take advantage of the increase in graphic power.

**JW:** 'Failed' is probably the wrong word.

**WR:** It's failed to increase the processing speed.

**JW:** Ah, but the Amiga hasn't failed to sell.

**WR:** I'm not talking about sales this year or last year or the year before, I'm talking about the market-place that it is having to look at in the next five years.

**JW:** You can't use the words 'Amiga' and 'failed' in the same sentence!

**WR:** ...Commodore has failed to build on what it had, and all it's done is release a machine which is going to be the main seller for the next four

the end of Commodore'. It only lasted for about six weeks - exactly the same as people have said about the A600. I think you'll find that what will happen is that it will sell on the on-site maintenance - even though it's not needed!

**MS:** That's the great thing about it. Commodore has done a good thing.

**JW:** I think that's going to sell it, and the low price - if it sells that means that the software and hardware houses will develop for it, and it will just go on from there. If it doesn't happen, then Commodore has to do something about it. But if it sells, why should it spend more money on something that may not sell? It's using a proven system.

**WR:** It depends on what your philosophy is. IBM's philosophy is that every year it will bring out a machine based on a processor that is twice as fast, and at a similar price. That's its business philosophy.

**JW:** But they're in different markets.  
**WR:** It's still aiming to sell machines. My argument is that seven years on Commodore has produced another machine which is virtually identical to what it had seven years ago. That's the bottom line. I think it should have looked at something that's going to be the flagship for the next five years, that's got a chance of being more exciting.

**GW:** What we don't know is whether it has one up its sleeves or not.

**WR:** OK, but how many of you here thought 'Wow! what a great move' when they saw the A600? I bet most of you didn't.

**GW:** To me a machine like that is no use anyway, for what I do. But then I'm not a games player, I'm not in that market.

**JW:** We've been complaining about the A600 and saying it shouldn't be the base machine...

**MS:** It shouldn't be the base machine at £400. At that price you should be able to get a 16MHz '020 machine, with at least 1Mb. With surface

mount technology Commodore could do that. The A600 would be fine as a base machine and then something like the A500 at £400 with a 16MHz '020 minimum could be re-introduced. Then we're talking serious competition with PCs.

**JR:** Traditionally Amigas have three machines: a low end, a mid-range, and a high range. That's not enough. If you look at PCs or Macs you've got a whole range of machines.

**AS:** Do you think Commodore will address that?

**JR:** We'll just have to wait and see.

**AS:** Well, I hope Commodore does it soon, because the Macs and PCs of this world are getting more powerful and less pricey by the day. **AS**



*"But if you've got to spend £300 on an emulator and £700 on software, you might as well buy a PC"*

years and which is really not that much better than the one it had seven years ago. And that's the sadness.

**JW:** I think we are forgetting that Commodore is a business and its ultimate aim is to make money.

**JR:** If it can't sell it then it'll change it, it'll make it better.

**JW:** For the last three years it has made all the right decisions. The A500 Plus is an exception; I think there's more behind that than can or should be talked about. I don't know if you can remember when it went from the A1000 to the A500, but everyone said 'crap machine - that's

# Seeing blue?

**Don't even consider buying a PC when you can turn your Amiga into one!**

- **Two computers under the bonnet**
- **Tap into the wealth of PC business software**
- **Beat the PC owners at their own game**

**From PD programs to the state of the art hardware emulators, we examine all the PC options**



## THE GREAT

## PRETENDERS

**Want to take advantage of PC software on your Amiga? - With a PC emulator you can have the best of both worlds... Wilf Rees checks out the pick of the PC emulators, from the roller skates to the Rolls Royces**

**S**o, you've got an Amiga, and of course you are happy with it, but there will always be times when the thought of that other fraternity who keep referring to their PCs will cross your mind. What with those references to 386s, 486s, VGA, and all the other jargon synonymous with PCs, you could be forgiven for thinking that the grass is always greener. Claims such as, "Industry Standard", and "stacks of software", and "Commodore what?" are designed to impress, but what we really need to do is ask whether or not we want to emulate a PC, and what benefits doing so will achieve.

**"It may well be that you want to access the vast amount of additional software which PC emulation would offer..."**

## TAKE YOUR WORK HOME

I'm sure there are many of you reading this article who use PCs daily at work, who then troop off home to their Amiga to zap aliens, produce the parish magazine, re-orchestrate Debussy's *La Mer*, or write to *Amiga Shopper* for Amiga Answers.

A good PC emulator would

enable you to keep ahead of the creep at the next desk who types with all 10 fingers and is full of smart advice on how to enhance your performance. You can sneak a disk into your pocket, and carry on working on a report or assignment at home, giving him that famous one-upmanship salute at the

appropriate time.

It may well be that you just want to access the vast amount of additional software which PC emulation would offer, or that you want to familiarise yourself with MS-DOS and the WIMP environment, rapidly expanding in the PC world. Certainly there are more PC users than Amiga users, and from someone who uses PCs regularly as well as Amigas, my advice would be to check out a PC, so you can have an idea of the sort of software which can be run on a PC.

## SCANNING THE FIELD

Of course, you don't have to buy a PC to make use of the software, a PC emulator for your Amiga will suffice.

So what is there to choose from? Over the last few years, the number

continued on page 26



If you buy one of the bridgeboards, such as the 2088, 2086, or the Golden Gate, don't think the expense stops there... you'll also need plug-in cards to achieve the best results. Illustrated is a hard disk controller for the Commodore boards, along with a memory card to extend the 8088 up to 640K, enabling recent larger packages to run. The VGA card will give you the best quality output, but if this is your choice, remember you'll need a VGA or multisync monitor

## STOP PRESS &gt;&gt; STOP PRESS

When I was researching this article Commodore would only indicate that its 386 card was nearing completion. When I informed it that, as far as I was concerned, the AT 2086 was therefore still its flagship, it must have had second thoughts, because in the post the following morning were the specifications for the new board, together with the information that it is being designed and manufactured by Vortex, along with a sister board for the A600. So, here are the specifications as supplied:

- **Processor** 80386sx
- **Clock speed** 16MHz or 20MHz (Choice of speed)
- **Coprocessor** Optional 80387sx coprocessor supported
- **Memory** Expandable to 8Mb on board (256K x 4 or 1Mb x 4 page mode ZIPS)
- **Floppy disks** Supports up to two floppy drives from the following:
  - One PC-only external drive (3.5" or 5.25")
  - One or two PC-only internal drives of the same type:
    - 3.5" 720Kb/1.44Mb PC
    - 3.5" 880Kb Amiga
    - 3.5" 880Kb/1.76 dual speed Amiga
    - 5.25" High density PC
    - 5.25" Low Density PC
  - One shared 3.5" Amiga drive (0f0: or Df1:)
- **Card type** Uses the Amiga (100-pin), PC/AT and PC/XT buses and occupies one of the two combination bridgeboard slots.
- **Video display** IBM PC/AT MOA Monochrome 80x20 text mode emulation
- **IBM PC/AT CGA Colour** 80x25 and 40x25 text mode
- **IBM PC/AT CGA Colour graphics** 640x200 x 2, and 320x200 x 4
- Multiple simultaneous displays supported in Amiga windows
- **Keyboard** IBM PC/XT Keyboard emulation using Amiga keyboard
- **Parallel port** IBM PC/AT Compatible Centronics port emulation (printer only) using the Amiga's parallel or serial port. Only one processor at a time may use this port.
- **ROM** 64Kb AT compact BIOS
- **Interprocessor communication** 128Kb shared memory, ability for PC to interrupt Amiga and vice-versa
- **Power** 2.5Amps @ 5.0V

Commodore tells me the board will be selling for around £250. This does add a new complexion to your decisions. I advise that if you are about to plunge into buying a PC emulator, you wait until a full-blown review can give you a better picture of the Commodore's performance, and then judge for yourself.

Another one to look out for is the newly announced Vortex 468 emulator. We've not had a chance to look at this yet, but be assured we will and a full report will be appearing soon. In the mean time, check out the news pages for more details.



# A NEW GENERATION OF POWER TOOLS FOR AMIGA!!



## Enlarged data storage

- A. BC-2008MA: 8MB RAM card for Amiga 2000/3000 (only 13 cm x 7.8 cm)
- B. BC-10M1A: 10MB RAM card for A500 w. Gary board. The biggest Ram card in the world. (only 8.7 cm x 12.3 cm)
- C. BC-6M1A: 6MB RAM card for A500 w. Gary board (only 8.7 cm x 7.8 cm)
- D. BC-2M1A: 2MB RAM card for A500 w. Gary board (only 8.7 cm x 5 cm)
- E. BC-1M1A: Flexible 1MB RAM card for A500 with Gary board. Can be combined with existing 512KB card and our 2M, 6M RAM cards.

## Basic RAM expansion

- F. BC-1M1A+: 1MB RAM expansion for A500+.
- G. BC-512M1 & H. BC-512M1A: 512KB RAM card for A500

## Efficient upgrading

- I. BC-BS: Boot selector, No Mach-switch needed. Drive selection by mouse click.
- J. BC-KS: Kickstart-ROM switch. Kickstart selection by keyboard.

## Input and pointing

- K. BC-SSP: Stereo sound sampler  
Built-in amplifier. Switch for input source selection.
- L, M, BC-TK1/BC-TKP: Tracker Pen for IBM PCs and Amiga/Atari. Can be used as Pen-mouse or Mini-Trackball.  
Resolution: 250 dpi on Atari/Amiga  
50-1250 dpi on IBM PCs and compatibles.
- N, O, P, Q, BC-MS1/BC-MT1/BC-MS2/BC-MS3: Mouse and Trackball for Amiga, Atari, IBM PCs and compatibles.

## Video Devices:

- R. BC-TVM: TV RF-modulator with sound Input
- S. BC-GLK: Genlock for Amiga Computer

## Bus converter

- T. BC-520CV: Bus converter for A500/A500+  
Expansion slot for A500/A500+ to use A2000 interface  
AT Bus slot for bridge board  
86PIN pass-through Bus for A500/A500+ interface.

- Full 1 year warranty.
- Hot Line: Solutions for technical problems within 36 hours.
- Short-notice delivery.

## Distributors Wanted!

## OEM Welcome!

All brand names are registered trademarks of their owners.




## BIO-CON TAIWAN CORP.

3RD Fl, Lucky Tower 235, Lung Chlang Rd. Taipei, Taiwan, R.O.C.  
TEL: 886-2-5016744, 5092334 FAX: 886-2-5010341

continued from page 24

of options has grown considerably. These options fall into two distinct categories, software based emulators, and hardware and software emulators.



The KCS Powerboard: if you don't have a GVP hard drive, and you don't fancy taking your Amiga to bits, then this is the one. It simply plugs into the expansion slot under your A500, or, with the adaptor shown in the picture, fits into the A2000/A3000

## THE SOFT OPTIONS

The software-only options worth addressing are: *Transformer*, *IBeM* and *PCTask*. The two former packages are both available in the public domain whereas *PCTask* is licensed to Chris Hames.

*Transformer* is by far the most popular of the two PD packages,

**"... forget any of the disk-based options unless time is of no concern."**

originally released by Commodore, but so dreadful that it took several revisions by capable users to make it anything near acceptable.

*Transformer* is a PC-AT emulator with a Norton system info benchmark of

0.2 on a basic Amiga 500. It's cheap and cheerful, but tediously slow, only supports MDA (monochrome), doesn't have hard disk support, mouse support or sound support, and there is no documentation. It is really only suitable for text

processing and DOS operations. To be honest, I got a little fed up with it crashing too often, but, you pay yer money...

*IBeM* is marginally more stable than *Transformer*, and clocks in with Norton a shade faster at 0.3. MDA and CGA screen modes are supported, and linked with *MessyDos* (PD MS-DOS filing system), it enables your Amiga to access and write to PC formatted 720K disks. I prefer *IBeM* to *Transformer*, but it really is very slow on screen updating, and offers the

same limited support for peripherals as *Transformer* does. *PCTask* is in quite a different category to the other two, reflecting its license status, rather than PD. It has a Norton benchmark of 1.8 on the Amiga 3000, 0.4 on an Amiga 500. CGA and MDA support are provided, along with hard disk, serial and parallel ports and mouse support. Sound is not supported. I had no compatibility problems, and *PCTask* took advantage of the G Force 030 accelerator in my 2000, speeding it up considerably. *PCTask* is also capable of multitasking, offering you the chance to move back and forth between your Amiga and PC software. *PCTask* is definitely the best choice of the three software options, and extremely well supported with readable documentation. But even *PCTask* is laboriously slow, and if you are considering any kind of graphics

possibilities of PC emulation, then the best option is to look at the hardware and software combinations on the market.

## HARD AND SOFT OPTIONS

The choice is growing, but there are still only a few to consider: KCS PowerBoard, AT-Once, Commodore A2088 PC-XT Bridgeboard, Commodore A2286 PC/AT Bridgeboard, GVP HD8+PC286, Vortex Golden Gate 386sx.

Of the six mentioned, they do not all fall as automatic options. KCS and AT-Once fit

into the Amiga 500 and A500 Plus; the A2088, A2286 and Golden Gate only go into an A2000 or A3000; and the GVP is suitable only to owners of a GVP HD8+ or A530 hard drive for an Amiga 500. There is an adaptor available for the KCS which enables the unit to fit into an A2000 or A3000, but this is an optional extra.

## GOING DUTCH

KCS got in first with the PowerBoard as the earliest PC emulation card for the Amiga 500. Its biggest advantage over the AT-Once is that installation couldn't be easier: open the RAM expansion slot in the base of the 500, plug in and the process is complete.

Specifications claimed are impressive: 704Kb of memory in MDA/CGA, 640Kb in CGA/VGA, 200Kb extra memory (MS-DOS RAM disk for example), 512K Fast RAM plus 512K RAM disk for normal Amiga use, a real time clock, an 11MHz clock speed which can be slowed down if required, a software flicker fixer in PC interlace mode, a mouse driver compatible with the Amiga mouse plus a pause facility.



Desktop publishing with the KCS Power Board. Unfortunately there's no genuine VGA colour, due to the ISA bus not being supported on my A2000. A shame really, as this is a good value for money card which gave virtually no problems

emulation, I think you can really forget any of these disk-based options, that is unless time is of no concern.

If you want to really explore the

# AMIGA SHOPPER'S DEFINITIVE PC EMULATORS GUIDE

EMULATOR NAME	EMULATOR TYPE	CPU TYPE	CPU SPEED	NORTON SI	RUNS WINDOWS 2?	RUNS WINDOWS 3?	LANDMARK SPEED	FPU SUPPORT	USE AMIGA DRIVE	USE AMIGA MEM?	MEM ON BOARD	MDA
Transformer	Software	-	-	0.3	No (too slow)	Not at all	-	-	Yes	-	-	Yes
IBeM	Software	-	-	0.3	No (too slow)	Not at all	-	-	Yes	-	-	Yes
PC-Task	Software	-	-	0.3	No (too slow)	Not at all	-	-	Yes	-	-	Yes
Powerboard	Hardware	NEC V30	10.4MHz	4.6	Yes (a bit slow)	Very slowly	3.5	No	Yes	Yes	Yes (512K)	Yes
AT-Once	Hardware	80286	7.14MHz	7.6	Yes (a bit slow)	Yes (slowly)	8.7	No	Yes	Yes	No	Yes
AT-Once Plus	Hardware	80286	16MHz	17.2	Yes	Yes	15.4	Yes	Yes	Yes	No	Yes
PC286	Hardware	80286	16MHz	17.2	Yes	Yes	15.4	Yes	Yes	Yes	Yes (512K)	Yes
A2088	Hardware	8088	4.77MHz	0.8	Yes (very slowly)	No	-	Yes	No	No	Yes (512K)	Yes
A2086	Hardware	80286	8MHz	6.6	Yes (fast)	No	9.4	Yes	No	No	Yes (1Mb)	Yes
Golden Gate	Hardware	80386sx	25MHz	23.3	Yes	Yes (multitasking)	28.4	Yes	Yes	Yes	512K exp to 216Mb	Yes

This is all available with MS-DOS/GW Basic/Shell/DOS help and PC function key emulation.

All this sounds pretty impressive, but how well does it perform? Getting up and running was a doddle. A short boot routine selects the video mode, disk drives assigned and any

required. The KCS really performs best when a hard drive is attached to your Amiga. A partition on your drive will allow PC data on one half and Amiga data on the other.

In action the KCS proved faultless, handling *Windows* adequately if somewhat slowly. Text

handling was excellent, speeds of screen refresh were a match for most 286 machines I have used. It isn't until the real test of graphics-intense applications is pushed that the KCS starts to wobble. *F29 Retaliator* for the PC really was a labour, and the utilisation of the NEC V-30 8/16-bit


processor on the KCS, as opposed to the slower Intel 8086, still failed to achieve sufficient speed from the Amiga to make the flight sim. smooth. *Deluxe Paint II Enhanced* for the PC was beautiful - using a multisync monitor gave a completely new perspective to tonal gradation. The difference in resolution alone is worth the money.

KCS is a good piece of kit, superbly made and easy to use. Disk access is remarkably fast. A nice inclusion is the help screen which enables configuration changes to be carried out at any time. I've only two criticisms really - firstly the graphics update gets rapidly slower proportional to processing; secondly, a minor but irritating point: if you require an on/off switch, you have to set about the board with a soldering iron, some cable, and a switch of your own choosing.

### A GERMAN LADA

Like the KCS, the AT-Once is designed specifically for the Amiga 500, but installation is a completely different ball-game. If your A500 is still under warranty, you have a problem. Those among you faint of heart at the thought of removing the screws from your Amiga and dismantling it, *take note*, because fitting the AT-Once is a swine! Warranties are invalidated if the silver seals around your machine are broken, and this is just what you must do to fit it. Off comes the lid, off comes the metal shielding, out comes the keyboard, out comes the Gary chip, out comes the 68000 processor... Getting worried? There's more! My advice before you start is to look at the 'Read-Me' file on the support disk, which gives further instructions

beyond the small but reasonably concise instruction manual. Fitting of the AT-Once is basically a reversal of this procedure, but some A500s require the installation of the enclosed Gary module in order to make everything fit. Unfortunately



**Vortex AT-Once Plus: buying this one depends on whether you want to invalidate your warranty and get into dismantling your A500. A pig to fit, and I suffered too many crashes. Perhaps it was me at fault, but unplugging CPUs and all that business is not for the faint-hearted**

peripherals attached, and then you're off.

A point worth mentioning here is that the KCS does not work with the ISA bus in the A2000 or A3000, so additional PC cards are of no use for expanding your system. You can configure the KCS to use either the Amiga internal floppy or external floppy as a PC drive, internally as a 720K 3.5", or externally as the same or as a 5.25". Unfortunately this configuration only works in PC mode; in Amiga mode a DOS transfer utility such as *DOS-to-DOS* is

**"Warranties are invalidated if the silver seals around your machine are broken..."**



**My own trusty old Commodore A2088. It may be laboriously slow, long in the tooth, and ancient technology, but it never fails, works with everything I throw at it, and has worked constantly without fault for several years**

this module can cause some A590s to cease working, so be warned. More importantly, if you have an

older machine, check out the revision number on the main motherboard. Revision 6a is what you don't want to find, because the AT-Once will not work with that version unless you carry out a motherboard modification requiring the soldering of a wire across resistor 106 (labelled on the board as R106). Well, the board is installed, and it looks really neat and compact. Unlike the KCS which is 8-bit, the AT-Once sports an Intel



**No, I know what you are thinking, but just to be a smart-ass, this is DPaint II Enhanced on the PC, using the old XT bridgeboard. You think grabbing brushes in HAM with DPaint IV is slow? You want to try the XT, it just takes ages, but at least it does get there eventually...**

80286 16-bit processor running at either 8 or 16MHz. The choice is up to you.

The two versions are known as the AT-Once Classic, 7.2MHz with a Norton rating of 7.6, or the AT-Once

continued on page 29

## AMIGA SHOPPER'S DEFINITIVE PC EMULATORS GUIDE

Herc	CGA	EGA	VGA	Olivetti	Multitasks?	HD Support?	ISA Bus support?	Ports supported	Installation/10 Documentation/10	Comptech/10	For which Amiga?	Price	Overall/50	
No	No	No	No	No	No	No	-	LPT1, COM1	-	0	5	A500	PO	10
No	Yes	No	No	No	Yes	No	-	LPT1; COM1	-	6	6	A500, A2000	PO	14
No	Yes	No	No	No	Yes	Yes part or file	-	LPT1, COM1+2	-	9	8	All	£40	18
Yes	Yes	Yes	Yes	No	No	Yes part or file	No	LPT1, COM1+2	9	5	10	All except 1000	£189	35
Yes	Yes	Yes	Yes	Yes	Yes	Yes part or file	No	LPT1, COM1+2	3	6	6	A500, A2000	£139	25
Yes	Yes	Yes	Yes	Yes	Yes	Yes part or file	No	LPT1, COM1+2	4	7	7	A500, A2000	£240	30
Yes	Yes	Yes	Yes	Yes	Yes	Yes part or file	No	LPT1, COM1+2	8	8	8	A500 with GVP	£229.95	38
No	Yes	No	No	No	Yes	Part, file or Hcard	Yes, XT (8-bit)	LPT1	8	9	9	A2000, A3000	c.£150	26
No	Yes	No	No	No	Yes	Part, file or Hcard	Yes, AT (16-bit)	LPT1	7	9	9	A2000, A3000	c.£350	38
Yes	Yes	Yes	Yes	Yes	Yes	IDE on card, Amiga, ISA Card	" "	LPT1+2, COM1+2	6	8	9	A2000, A3000	£499	46

# GASTEINER

Unit 3  
Millmead Business Centre  
Millmead Road  
London N17 9QU  
Tel: 081 365 0050  
Fax: 081 885 1953




## ICD POWER



## 256 Greyscale Scanners

Total solution for scanning A4 images

Amiga  
Shopper best  
buy



Features: True greyscales, 100-400 dpi, 105mm head, OCR option

Top quality hardware with the latest version of software from Migraph. Allows real time scanning, provides powerful editing/painting features. Compatible (imports/exports) IFF,IMG,PCX,JEFF and MACPAINT formats. Compatible with all Amiga's A500,A500+,A600,A1500,A2000,A2500 and A3000

Touch UP and Merge It Software

Full OCR Version  
Software Available

£165.00


£119.95

Touch UP, Merge It and Special  
OCR software.

Minimum system requirement 2Mb RAM, and a Hard  
Disk

£199.00

## Trackballs



GOLD  
AWARD  
WINNER  
IN ST  
FORMAT  
92%

Stylish three button trackballs,  
with third button supporting  
auto fire and drag and hold

ST  
REVIEW  
91%

With two colour  
shining Crystal Ball

£29.95

£34.95

## Auto Mouse/ Joystick Switch



St Format 78%

Automatic Switcher  
between two input devices  
with a click of a button.  
E.g. mouse/mouse,

mouse/joystick, joystick/  
joystick.

£12.95

## Mega Mouse



GOLD  
AWARD  
WINNER  
IN AMIGA  
FORMAT  
90%

A 290 dpi high resolution Opto-Mechanical Mouse.  
Top quality construction ensures rapid and smooth  
movement, with micro switch buttons.

Mouse only

Mouse with hard mat  
and mouse holder

£10.95

£14.95

## Optical Mouse



St Format 81%  
Cu Amiga 79%

Superb 3000dpi Optical  
Mouse with effortless micro  
switch buttons. Fast, smooth  
and reliable.

Includes Optical Mouse Pad  
and Holder

£26.00

## Optical Pen Mouse



A stylish Pen Mouse with  
quality construction and  
smooth fast movement.  
Micro switch buttons. Ideal  
for DTP artwork, etc

Includes Optical Pad

£35.95

## Cordless Infrared Mouse



Cu Amiga 81%

Remote control mouse,  
long working distance.  
Long life rechargeable  
battery. 260 dpi.

Includes Hard Mouse Mat

£45.00



GoldenImage Mouse  
with Mat

£ 13.95

GOLD  
AWARD  
WINNER  
IN AMIGA  
FORMAT  
90%

The Brush Mouse with  
D-Paint.

St Format  
88%

£ 19.95

## ICD Products

AdRAM-2080(2 Mb RAM)	£139.00
AdRAM-540(4 Mb RAM)	£209.00
AdSCSI 2000 w/LPS105S	£405.00
AdSpeed	£129.00
AdSpeed/IDE-40	£229.00
Flicker Free Preference	£ 19.00
Flicker Free Video 2	£195.00
KickBack ROM Switcher	£ 19.00
Novia 60i	£359.00
Novia 85i	£449.00
Novia/AdSpeed 60i	£499.00
Novia/AdSpeed 85i	£599.00
Prima 105i	£445.00
Prima 120i	£445.00
Prima/AdSpeed 105i	£579.00
Prima/AdSpeed 120i	£599.00

1Mb RAM with Clock A600	£ 49.00
1Mb RAM without clock A600	£ 45.00
512k RAM with clock A500	£ 25.00
1Mb RAM for A500+	£ 39.00
Kickstart Switch	£ 14.95
Bootselector Switch	£ 9.95
Power Supply for A300	£ 34.55
3.5" External Drive	£ 49.00
1Mb Simms	£ 25.00
2-8 Mb RAM for A2000/A1500	£129.00
Power Scanner	£ 95.00

## Hard Drives A500/A500+

52 Mb RAM Upgradeable	£329.00
105 Mb RAM Upgradeable	£399.00
210 Mb RAM Upgradeable	£499.00

## A1500/A2000

52 Mb RAM Upgradeable	£299.00
105 Mb RAM Upgradeable	£379.00
210 Mb RAM Upgradeable	£499.00

Please add £3.50 postage and packing to all orders under £100.00 and Orders over £100.00 add £5.00 postage and packing. COURIER CHARGE £10.00. All prices include VAT.  
Gasteiner accepts payments by Visa, Access, Cheque or postal order.

E. & O.E. Prices subject to change without notice. Goods subject to availability. Specification subject to change without notice.

continued from page 27

Plus 16MHz with a Norton rating of 17.2. Principal differences apart from the clock speed are that the 'Plus' has 512K on-board memory

space on the board to fit a maths co-processor, giving much improved performance on number crunching activities, and the support for the ISA bus enables users to add additional cards such as VGA graphics and

extended memory cards to extend the capabilities beyond the CGA and 512K limitations. An on-board hard disk interface allows users to attach a hard disk directly to the XT board. There is no support for the Amiga's own disk drives, and whilst the parallel port is supported, the serial port is not. You can however partition the Amiga's hard drive and share space

with the Amiga. Unfortunately the card does not share the Amiga's memory, so larger software packages need additional memory to enable

really is snail-paced. Text is still reasonably acceptable, but graphic applications rapidly grind to a halt as the Amiga tries to cope with the aged performance of the old processor. Even using my accelerator at 30MHz, it's tedious. Running Microsoft Windows is almost like ray-tracing, and hard disk activity is almost cup of coffee time.

### 286 FOR PRICE OF A 386

As well as the XT Bridgeboard for the A2000 and A3000, Commodore also produces the PC/AT 80286 Bridgeboard for the same machines. This differs from the former in several respects, principally cost, in that the card is ludicrously over-priced.

Commodore has a 386sx card in beta version, with which it intends to replace both the XT and the AT, but despite promising me a look, this didn't materialise. So knowing Commodore as I do, sorry Kelly, but this is currently your flagship emulator, and considering a punter can buy a complete stand-alone 386

Text handling is very fast indeed – it takes quite a burst of graphics activity before the inevitable bottleneck of calculations starts to jam things up.

Fitting of the AT card is identical to that for the XT. It requires removing the lid from the machine. The blanking plate to the rear of one of the Zorro slots is removed, and the card is simply pushed into place, bridging with the ISA bus to provide the extended options. The blanking plate for the 5.25" drive is removed from the front of the computer case. The drive is then bolted into place using the spacers and bolts provided. The 3-pin connector on the computer wiring harness is plugged into the drive, the ribbon cable from the drive connected to the card, lid replaced, and once switched on, installation of the PC emulation software can begin. The 'Janus' installation package is very easy to use, and offers all the usual facilities for system configuration.

Manuals for both the XT and AT card are excellent, and very user-friendly. It's a great shame that Commodore didn't offer these two pieces of kit at affordable prices when they were first released, firstly because they are excellent in both design and reliability, but more importantly, it would have encouraged more people to buy 2000s, more people to buy Bridgeboards, and encouraged Commodore to get a better replacement on to the marketplace, avoiding the drift of Amiga users who are changing to PCs.


### PLUG IN, PLUG IN

Lining up nicely with our collection of emulators is a somewhat unique offering for those of you out there who own the much acclaimed GVP HD8+ or the A530 Amiga 500 hard drives.

Both of these drives, which plug into the edge connector of the A500, share a 'Mini slot' internally, which will enable you to expand the system without having to extend the 'pass through' limitation.

The other advantageous and obvious feature is that there is no invalidation of your computer's warranty. The PC286 runs at a crisp 16MHz, and has on-board space to fit a 287 co-processor.

On-board there is 512K of PC RAM plus the use of Amiga RAM to extend memory. Hercules, CGA and Toshiba T3100 video modes are supported, but unfortunately EGA and VGA are only accessible in monochrome. All of the Amiga's facilities can be called on for use – all ports, drives and interfaces – and the card allows full multi-tasking with the Amiga.



**So, how about a little desktop publishing with a Commodore AT 2086 card? No difficulty encountered, but it really is making the old 286 processor heat up trying to move graphics around at this rate of knots**


configurable as PC or Amiga Fast RAM and that it has a slot to fit an optional 80287 maths co-processor. The classic has neither of these.

So how did it perform? Erratically is the only reply: it crashed too often, and while being reasonably fast, I wouldn't like to be in the middle of an important document only to find work lost.

I ran a module player as a background task, it crashed. I started a ray-tracing program as a background task, it crashed. I went back and checked the CPU installation to ensure the 68000 was properly seated – it was. I put it back together, it worked, for 10 minutes and then it crashed again. I got fed up here, speed tested it again, and decided to remove it altogether.

### ON AND ON AND ON

Commodore makes good kit as we all know, and the A2088 PC Bridgeboard is a superbly engineered and extremely reliable emulator for the A2000 and A3000. The package comes complete with a 5.25" drive to be mounted in the front bay of the computer. A second drive port is located on the rear of the card suitable for a 5.25" 360K or a 3.5" second drive. The card uses an Intel 8088 processor running at 4.77MHz, although most users of the XT board know that the best way to improve performance is to chuck the Intel chip away and replace it with an NEC V20, costing about £15 and giving noticeably better performance. As with its bigger brother, the XT is fully multitasking with the Amiga. There is



**For those with GVP drives, there is really only one solution – the PC 286. AT performance, ease of fitting, and well behaved in trial, Highly recommended!**

them to run, and there is no space available on the board to extend this. The mouse is supported, as is sound, but this requires a connector, two short wires and a speaker to make it function – a task fairly easy to achieve.

I have owned an XT card for several years, using a VGA card and an extra memory card. I have never found any PC software that doesn't work. Seems like the ideal solution, especially as the whole lot can now be picked up for around £200.

So what's the snag? Dead simply, speed. The XT Bridgeboard is very reliable, beautifully made, but pathetically slow. Norton System Info gives 0.8. That means it works at 0.8 times the speed of a bog standard IBM XT, and believe me

that is *slow*. Perhaps it was acceptable years ago when Commodore first started to manufacture the board, but now it

including 100Mb hard drive, VGA monitor, DOS 5 and Windows 3.1 for around £750, I can only say that at £575 this board is a joke. The truth is, however, that dealers or wholesalers are making a killing, because Commodore sells the board at *considerably* less than this!

What does all this money buy you? Well firstly the processor is an Intel 80286 running at 8MHz. (Again this is best changed, this time for

the NEC V30, to give improved performance.) There is an empty space to add the optional maths co-processor, and a 5.25" 1.2Mb floppy is included in the package. Support for the ISA bus, Amiga mouse, parallel port, internal hard drive and so on is the same as for the XT board. The principal differences are that there is no external drive connector to the

rear of the card, and that on-board memory is extended to 640K. The board works well, and shows a distinct improvement over the XT.

**"...graphics applications grind to a halt as the Amiga tries to cope with the aged performance of the old processor."**



Looking at the card itself, it is a full width PC size card, 6-layer sandwich, with the initial appearance of having been manufactured to an extremely high level of competence. Before talking about

**The Golden Gate: this really is a beautiful piece of kit. It went straight into my A2000 and worked like a dream. Construction of the multi-layered board is of the highest order. The software is easy to follow, and the documentation OK. It's rather expensive, and the basic lump really is inadequate without the additional 'extras' which I think should be included in the price**

performance, let's just list the impressive specs.

The Golden Gate is a 25MHz 80386sx CPU card which fits into the A2000 or A3000.

The card bridges the ISA and Zorro slots allowing extension of the

**"The Golden Gate is a beast!"**

supported 6 colour CGA and Hercules, Olivetti, Toshiba and EGA/VGA monochrome into full blown colour VGA. (Additional PC cards can obviously be added to enable the use of LAN controllers, SCSI host adaptors, you name it.)

**VORSPRUNG DURCH TECHNIK**

There are PC cards, emulators, software, and there is the Golden Gate...

New from Vortex, the makers of the 'not so hot' AT-Once, is Golden Gate - a completely different animal, because Golden Gate is a beast!

**JARGON BUSTING • JARGON BUSTING**

**MDA** - Monochrome Display Adaptor displays monochrome text only.

**Norton Rating** - A method of comparing relative speeds of different PCs. The old PC XT is rated at 1; speeds of others are given as multiples.

**Hercules** - This is a graphics adapter which is very similar to MDA, with the small difference that it can support graphics.

**CGA** - Stands for Colour Graphics Adapter. This type of adapter enables a PC to display in colour, with up to 16 colours of text, or up to 4 colours in graphics with a resolution of 320x200 or 2 colours with a resolution of 640x200.

**EGA** - Enhanced graphics adapter. This graphics adapter allows much greater graphics power than a CGA card, supporting up to 16 colours with a resolution of 640x350.

**VGA** - Video graphics array. This is the most popular of the graphics adapters in the PC world, currently the flagship of PC graphics. It allows more memory to be fitted to the card (Super VGA) to enable a maximum display of 256 colours out of a palette of 256,000 with a resolution of 1024x768. This might all seem very nice, but any software emulation of this adapter on an Amiga would have to have its wings clipped. The Amiga can only display 16 colours at its highest resolution (640x512). Normal VGA allows a maximum resolution of 640x480, so this is all the software emulations will support.

**XT** - This type of computer is an old design of PC which employs the following processors - Intel 8088, NEC V20. Although 16 bits internally, these particular processors can only talk to the outside world in 8 bits, unlike the Amiga's 16 bits. This means that memory access and video processing can be very slow. Also the clock speed of these processors are low (under 10MHz).

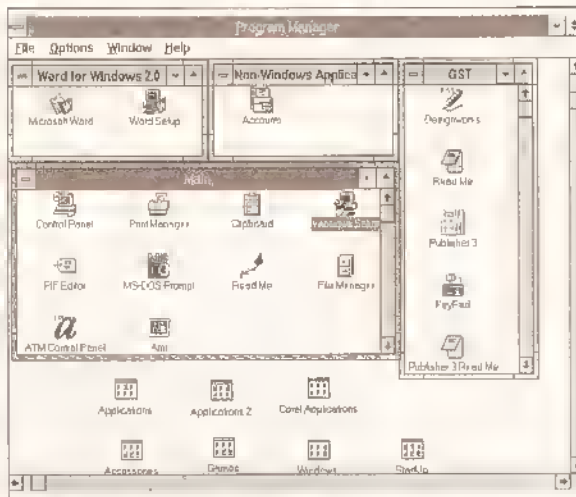
Flicker fixing cards are supported, as are '020, '030, and '040 accelerators. There is an integrated 386sx chip set and an AT compatible BIOS with enhanced 386 functions. The Amiga mouse is emulated as a serial Microsoft mouse, and the Amiga keyboard works as a PC keyboard. There is also a built-in speaker, real time clock, and CMOS RAM.

512K of on-board RAM can be extended with 32-bit SIMM sockets in 256K, 1Mb or 4Mb lumps up to 16Mb. 4Mb of this RAM can be configured as an auto-configuring Fast RAM expansion under AmigaDOS.

difficult. Among the kit supplied with Golden Gate is a CPU adapter.

This has to be plugged into the 68000 socket on the motherboard, then the 68000 plugged into the adapter. This is a fiddly process which involves removing the metal supporting frame taking up the power supply and internal floppies. Correct antistatic precautions are essential, as is a spirit of adventure for those among us not too happy about levering expensive microprocessors out of their sockets. After you've removed an appropriate blanking plate on the rear of the computer, the Golden Gate then simply plugs

into one of the Zorro slots, in similar fashion to the Commodore XT and AT cards. I must however be getting close to the power supply starting to groan - A2000 users like myself, who slowly fill up the various slots, need to take heed. Apart from the obvious power consumption, the three hard



**The Golden Gate showing superb form with Windows. It's as fast as the PC I use, and shows no problems at all with disk handling. If you have the dosh, this package really is a beauty. Pity some of the necessary equipment, such as the disk controller chip, comes as an extra**

The rear of the card hosts two ports, an external floppy adapter capable of reading high density 1.2Mb, 1.44Mb and 2.88Mb disks, along with an optional connector for future developments.

All memory above 1Mb can be used as extended or expanded memory. Individual assignment of MS-DOS partitions can be achieved either as a file within an AmigaDOS partition, or with a complete partition as an MS-DOS partition. Up to 24 MS-DOS partitions can be installed. MS-DOS can be booted directly from any one of these. All versions of MS-DOS from 3.2 upwards work successfully, as well as DR-DOS 5.0 and 6.0.

All adds up to a pretty extensive collection of specs, but what does the translation into practice produce?

Fitting the board was relatively

drives, accelerator card, motherboard and other assorted goodies all contribute to an alarming amount of heat - fitting an additional cooling fan would be a wise precaution. That aside, the software set-up routines worked smoothly from the 'GOLDMINE' disk set provided... and off we went.

Initially I connected the Golden Gate to the ancient Amstrad ST506 8-bit hard drive I normally use with my XT card. Splendid! The old devil burst into life, and within seconds, there was PowerMenu. Onwards, and into Windows. The performance of this card is tautless. It was working in VGA through my Compaq VGC VGA card without batting an eyelid -

data processing from the hard disk was vastly improved.

Impetuosity got the better of me now, so off I shot to my local dealer, Microtec, and after a little sweet-talk managed to swiftly return to my A2000 complete with a scrounged IDE 40Mb hard disk. Fortunately the hard-disk was ready loaded with

**"Correct antistatic procedures are essential, as is a sense of adventure..."**

continued on page 32

**AMERICAS LARGEST  
SUPPLIER OF  
AMIGA CUSTOM  
CHIPS + UPGRADES**

Prices  
now include  
VAT, Customs  
and duty if an

8372A 1 Meg Agnus inc. puller.....	£31.30	6570-036 keyboard control chip.....	£8.75
8375 (PAL) 2 Meg Agnus.....	£39.50	A500 original P/S, 220 volts (no plug).....	£40.25
1.3 Kickstart ROM.....	£19.70	A2000 original P/S, 220 volts.....	£60.00
A500 UK Keyboard-factory new.....	£35.60	A300 220 volt power supply.....	£90.00
5719 Gary.....	£10.44	A501 original new 512K module.....	£18.90
8362 Denise 1 bright.....	£13.90	A500 internal floppy drive.....	£46.00
1 x 4/80 Static Column Zip.....	£15.60	Panasonic 32k printer buffer chip.....	£9.00
8520A CIA (2MHz) Great price.....	£6.35	Citizen 32k printer buffer chip.....	£12.40

A500 PC Motherboard-PAL, populated & tested (new low price) Rev. 3.....£58.60  
A2000 PC Motherboard - PAL, populated & tested - includes the 1-3 ROM, 8372A 1Meg Agnus & Super Denise 8373 installed.....£255.60

- **A2000 Computer PAL** with 1.3, 8372A Agnus & keyboard. Reconditioned by Commodore. 90 day warranty - limited quantity.....£350.00
- **Advanced Amiga Analyser:** Sophisticated but easy to use. Checks status of all data transmissions/signals, disk drive, ports, buffer chips, alignment, joystick + mouse. Checks status of read/write errors and tells what chips are bad. (hardware and software) A must for every Amiga service centre.....£49.80
- **Microcard 400:** A600 credit card size memory (PCMCIA) for A600, laustatic price. 2 Meg / 4 Meg card.....£94.00/£125.00
- **The Final Test:** Diagnostic diskette tests keyboard, display, graphics, Workbench, sound, timing, realtime clock, RAM, etc. (12 diagnostic programs in all).....£6.95
- **MegaChip 2000** by DKB: Upgrade your A500/A1500/A2000 to 2Mb of chip RAM. Includes 2 meg Agnus, chip puller & "Final Test" diagnostic diskette (no soldering).....£170.00  
Buy the MegaChip from us and we'll give you the new Super Denise for.....£17.00
- **SwitchIII** by Global Upgrades Inc. Electronic ROM selector switch for 1.3 or 2.0. Makes all your software compatible. Keyboard or mouse controlled. Does not overlap the 68000 - allows for accelerator (2.0 compatible) very popular in the U.S. (includes dual-tone speaker for confirmation).....£19.50

**UPGRADE YOUR A500 TO THE A500 PLUS - 8373 SUPER DENISE - £21.25**

\*2.04 Upgrade ROM only (PAL): No manual or diskettes. Ideal for multi-computer owners, schools, businesses, etc.....£22.00

AdRAM 540 for A500 by ICD: Add up to 4 megs of RAM with battery backup internally in your A500. 1 Meg/2 Megs (install up to 4 megs).....	£74.20/£95.15
AdSpeed by ICD: Best accelerator in its price range.....	£94.50
Flicker Free Video by ICD: Eliminates interlace flicker (new version).....	£132.50

**DO NOT FEAR!**

Buying directly from the U.S. with your credit card offers you the same protection as it does in the U.K. with the added benefit of saving lots of money. Deal directly with North America's largest distributor of custom Commodore & Amiga parts and chips. The Grapevine Group has been successfully servicing the U.K. and the Continent for 13 years. All our parts and chips are new and guaranteed for 90 days.

DEALERS - SEND YOUR LETTERHEAD FOR SPECIAL PRICES!

**PRICES JUST REDUCED**

**THE GRAPEVINE GROUP INC.**  
3 Chestnut Street, Suffern, New York 10901 U.S.A.  
International Fax: 0101-914-357-6243  
Customer Order Line: 0101-914-357 2424  
Telephone Hours: 1pm to 11pm Mon-Fri British time

Prices subject to change. **International Orders:** If your order is over £40 send or fax front of credit card. **Air Parcel Charges:** All chips - £5.36 Keyboard & PCBoard - £8.40

\* \* \* \* \*

**\* Price Busters!! \***

\* **Graphics & General** Quarterback Tools .....44.99 \*  
Turbo Print Pro 2.0 .....39.99

- \* Advantage.....59.99
- \* Anita ..... 19.99
- \* Art Department Pro 2....139.99
- \* Baby .....9.99
- \* Big Alternative Scroller...34.99
- \* Broadcast Titrer 2.....154.99
- \* Deluxe Paint IV Rev 4.1 .54.99
- \* Expert Draw.....44.99
- \* Expert 4D Jr.....34.99
- \* Font Grabber .....29.99
- \* Hotlinks .....49.99
- \* Imagine 2.0.....189.99
- \* Personal Finance
- \* Manager .....19.99
- \* Personal Font Maker .....34.99
- \* Professional Calc .....99.99
- \* Pro Draw 3.0 - NEW! ....89.99
- \* Real 3D Beginners .....99.99
- \* Scala .....179.99
- \* Scala 500.....64.99
- \* Take 2 .....34.99
- \* Video Director.....99.99
- \* Vidi Amiga 12.....84.99
- \* Video Fonts .....39.99
- \* Vista Pro 2 .....49.99
- \* XCAD 2000 - NEW! .....99.99
- \* XCAD 3000 - NEW! .....299.99

**Hardware**

- \* Boot Selector Switch .....14.99
- \* 512K RAM with clock.....29.99
- \* Colourburst .....349.99
- \* 1.5Mb RAM with clock .....82.99\*
- \* Invision Plus/Live .....499.99
- \* Flicker Free Video
- \* A500 .....269.99 \*
- \* Kickstart Switch with 1.3
- \* ROM .....39.99 \*
- \* Naksha Mouse .....22.99
- \* Optical Mouse .....29.99
- \* RocGen Genlock.....84.99\*
- \* RocGen Plus .....129.99
- \* RocLite Drive .....54.99
- \* Roc Key .....269.99 \*
- \* Podscat Graphics
- \* Tablet .....189.99 \*
- \* Sharp JX100 Scanner with Amiga interface.....459.99
- \* Touch Screen for Amiga.....229.99
- \* 3 Button Track Ball.....34.99 \*
- \* Zydec Trackball.....29.99
- \* Zydec Amiga Drive.....49.99
- \* Zydec A500
- \* 1Mb RAM Card .....44.99
- \* Zydec Hand Scanner ....119.99 \*

**Educational**

- \* Better Maths .....14.99
- \* Better Spelling .....14.99
- \* Compendium 6 .....24.99
- \* Distant Suns 4.1 .....39.99
- \* Fun School 4 Series .....15.99
- \* GB Route Plus .....54.99
- \* Junior Typist.....11.99
- \* Maths Mania .....14.99
- \* Micro Series.....16.99
- \* Tekno Amiga .....64.99
- \* Three Bears .....14.99
- \* Voyager 1.1.....69.99

**Music & Sound**

- \* AD1012/Studio 16 Card .....399.99
- \* Audio Engineer Plus 2 .149.99 \*
- \* Audition 4 .....34.99
- \* Deluxe Music Const. Set.....49.99 \*
- \* Megamix Master .....29.99
- \* Perfect Sound .....39.99 \*
- \* Pro Midi Interface .....19.99
- \* Stereo Master .....29.99
- \* Techno Sound Turbo.....29.99 \*

**Development & Utilities**

- \* AMOS .....29.99
- \* AMOS 3D .....22.99
- \* AMOS Compiler.....19.99
- \* Easy AMOS .....22.99
- \* Anim Fonts 1, 2 & 3 .....29.99
- \* Blitz Basic .....39.99
- \* Can Do V1.6 .....64.99
- \* Cross Dos 5.0 .....26.99
- \* Dev Pac 3.0 .....49.99
- \* Directory Opus.....25.99
- \* Diskmaster.....32.99
- \* HiSpeed Pascal .....64.99
- \* Home Accounts 2 .....36.99
- \* Maxiplan 4.0 .....34.99
- \* Quarterback 5.0.....39.99

**DTP & Wordprocessing**

- \* Excellence 3.0.....59.99
- \* Gold Disk Type .....29.99
- \* Kindwords 3.0 .....34.99 \*
- \* Mini Office - NEW !!! .....39.95
- \* Page Setter 2 .....34.99 \*
- \* Page Stream 2.2 .....129.99
- \* Pen Pal .....49.99
- \* Protex V5.5 .....99.99 \*
- \* Professional Page 3.0 .129.99
- \* Quickwrite .....29.99 \*
- \* Scribble .....22.99
- \* Transwrite .....29.99
- \* Wordworth 1.1.....79.99 \*

\* **Post & Packing add £1.25** \*

\* **Securicor add £5.00** \*

\* 48 hour despatch (cheques 7 days) \*

\* **Cheques should be made payable to Softstore** \*

\* **Access and VISA cards accepted** \*

\* **Softstore, 410 Bath Road, Slough SL1 6JA** \*

\* **0628 - 668320** \*

\* **CALLERS WELCOME** \*

\* \* \* \* \*

**THE TOTTENHAM COURT ROAD  
COMPUTER EXCHANGE**

**CASH PAID ON ALL YOUR COMPUTER  
AND CONSOLE EQUIPMENT  
INCLUDING:**

- ALL COMMODORE AMIGAS
- AMIGA LEISURE AND BUSINESS SOFTWARE
- MONITORS, PRINTERS, HARD DRIVES AND PC BOARDS
- PC COMPATIBLES (286 AND ABOVE)
- ALL SEGA, NINTENDO AND LYNX CARTRIDGES GAME GEAR, GAMEBOY, LYNX LAPTOPS, NOTEBOOKS AND PALMTOPS


**PART EXCHANGE ALSO AVAILABLE  
CHECK OUT OUR STOCK  
OF COMPUTER BARGAINS  
AT**

**143, WHITFIELD STREET, LONDON W1  
(NEAR WARREN STREET  
TUBE)**



**071-388-2613**

**OPEN MONDAY TO SATURDAY 10AM TO 8PM**



A graphical representation of the comparative speeds of the emulators I have looked at in this article. You really do appreciate the difference between the software emulators and the combination kits

continued from page 30

software, so off with the lid to find a suitable space amongst the chaos, connect up to Golden Gate interface, back together – Wow! The speed is phenomenal. Disk access and processing makes the 386 I use at work look positively tame. Everything works without the slightest hitch.

Norton Utilities sees a comparative performance: Benchmark 23.5, approximately 24 times faster than my XT card, even

rivaling the speed of my Amiga using the GVP '030 card. *Word for Windows* positively flies, and *F29 Retailer* is as smooth and crisp as anything I've seen short of a 486.

I have yet to find anything that will not work with Golden Gate. If you want the Rolls Royce of cards that performs like a Ferrari, this is without doubt the

one! I wonder if Silica will notice if I don't send it back?

**SUMMARY**

Which emulator is most appropriate for you is really dependent on several factors. You should ask yourself the following questions...

- Do I have an A500, or an A2000/A3000?
- Do I own a GVP HD8+ or an A530?
- Do I want text only, or text plus graphics?
- How much cash do I have?

A500 owners who do not have a GVP drive, and only want text handling, need look no further than *PCTask*; it is multitasking, cheap, and adequate, although a little slow.

Second choice, *Transformer*.

For A500 owners who don't have a GVP hard drive, don't want to start taking their Amiga to bits, need text and graphics, the KCS is the simple answer – just plug into the trapdoor slot and go. Text handling is fine, graphics a touch slow. AT-Once would be my final choice, but a lot of hassle, and for me, unstable.

A500 owners who do have the appropriate GVP drive, then unquestionably the GVP (Vortex) PC286 is the best option. It's stable, fast and quickly installed. The PC286 is also reduced in price to £199 making it an even more attractive.

For A2000/A3000 owners who require text only and whose funds are limited, *PCTask* is the one. If graphics are also needed, check out discounts on the Commodore AT 2086 bridgeboard. Prices will fall rapidly when Commodore announces the price and specs of its new 386 cards – the AT is a reliable and well made performer, and no slouch. The XT card is a possibility. Now as prices on this discontinued unit drop

to as little as £150 it is worth considering, but it is really slow, so be warned. The KCS will slot into both high-end Amigas, but it needs an adaptor board which isn't cheap – and remember the KCS does not support the ISA bus.

Golden Gate is a superb performer, beautifully made and very fast, although not exactly cheap. But,

**"Golden Gate is the Rolls Royce of the cards and performs like a Ferrari..."**

386 is now accepted as the entry level in the PC world, so there will be continued hardware and software support, and manufacturers are producing packages that exploit this level of technology to the full.

These are my findings, the choice is yours. **AS**

**ACKNOWLEDGMENTS**

My grateful thanks are due to the following who made time and equipment available for my use:

David Bell at Microtec of Morpeth, Vortex in Germany, Bitcom Devices of Gateshead, 17-bit Software of Wakefield and Red Dragon Shareware of Rhyl.

**JARGON BUSTING • JARGON BUSTING • JARGON BUSTING**

**AT** – This is the second generation of PC computers which employ faster processors and even address memory in 16 or 32 bits. The processors involved are the 80286, '386 and '486. These can be clocked at anything up to 66MHz and can be up to 70 times faster than a slow XT.

**ISA Bus** – (Industry Standard Architecture) This is the place in a PC into which all the expansion cards are plugged. It is rather similar to the Zorro slots on an A2000 or A3000. If you've ever opened up an Amiga 2000, you will see on the top left-hand area of the motherboard that there are a few extra expansion sockets. This is an ISA bus. An XT PC, using the ISA bus, will communicate with expansion cards in 8 bits per data movement, where an AT will communicate in 16 bits. Occasionally, '486 PCs will have EISA buses (Extended Industry Standard Architecture). This allows the processor to communicate with expansion cards in 32 bits per data movement.

**BIDS** – A BIOS in a PC is, in effect, the ROM. It controls the way in which the PC operates. You may also find BIOSs on expansion cards on the ISA bus. A VGA card, for instance will have a BIOS, controlling the way that it operates.

**Shadowing** – This procedure copies all the information of the PC BIOSs to fast PC memory, either on the PC

itself or on expansion cards, to enable lightning fast operation. For instance, if you shadow the BIOS on a VGA card, the screen update improves dramatically. This only applies to hardware emulators.

**LPT1** – This is the parallel interface of a PC. The Amiga equivalent is PRT. The number afterwards is the number of the interface if your PC has more than one.

**COM1** – This is the serial interface of your PC, with the AmigaDOS equivalent being SER. Once again, the number afterwards is the number of the interface if your PC has more than one.

**FPU** – Floating Point Unit. This is another name for the maths co-processor that does all the number crunching activities on your computer.

**Expanded memory** – When PCs were first thought of, they were limited to being able to address 640K of memory. Expanded memory provided a way round this, but due to the versatility of extended memory, expanded is not as popular as extended.

**Extended memory** – This is memory above 640K on 80286 processors and above. It is used by more applications than expanded memory is. This type of memory is usually faster than extended.

**SHOPPING LIST**

- Transformer .....PD
- IBem.....PD
- PCTask.....Licenseware
- KCS Powerboard .....£189.95  
Bitcom ☎ 091 4901919
- KCS 2/3000 adaptor .....£74.95  
Bitcom ☎ 091 4901919
- AT-Once Classic .....£139  
Silica systems ☎ 081 309 1111
- AT-Once + .....£248  
First Choice ☎ 0532 637988
- GVP PC286 .....£229.95  
MJC Systems ☎ 0462 481166
- A2088 .....Evaries  
Expect >£150 Widely available
- A2086 .....Evaries  
Expect > £300 Widely available
- Golden Gate .....£499  
Silica Systems ☎ 081 309 1111
- Flappy Controller  
.....£39.95  
Silica Systems  
☎ 081 309 1111



Due for release during September 1992

# THE FINAL WORD

...in Word Processing with Perfect Printing

**F**rom the makers of Pen Pal comes a brand new, unique WYSIWYG Word Processing package, that's simply the only choice for those who demand the most from their Amiga.

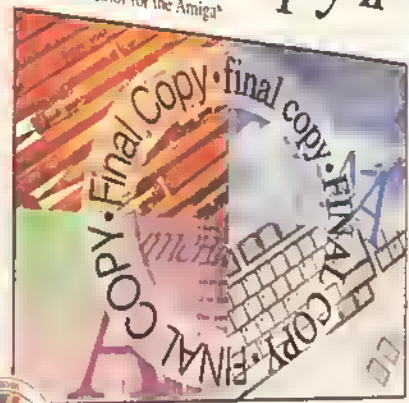
Final Copy II is not only the Amiga's most powerful Word Processor with every feature you'd expect - plus many more found normally in DTP packages - but also the only Word Processor that gives superb scaleable outline fonts from any Amiga - even 1.3's. Imagine outputting to your printers highest resolution, with almost Postscript™ laser perfection - no matter which printer you may have. Even with a simple nine pin dot matrix you'll get perfect printing\* from Final Copy's 20 smooth outline typefaces that are included!



Simulated copy from a dot matrix printer with normal Word Processor



Final Copy II  
Word Processor for the Amiga\*



With its powerful new features, there's no better Word Processor/Publisher for your Amiga. You'll quickly realise the benefits which were once the exclusive preserve of the Macintosh™ and other high end publishing systems.



Simulated Final Copy II dot matrix output with smooth outline font

With multiple newspaper style columns and integrated drawing tools - for boxes, borders, squares, lines at any angle, ovals, circles, arrows etc., plus colour text, along with many other formatting tools - your documents will look and read just as you want them to. Final Copy II includes a 110,000 word British-English Collins Proximity Spelling Detector & Corrector, to help typing errors become a thing of the past, along with an 826,000 synonym Thesaurus, for that extra inspiration.

Final Copy II is so easy to learn and use, that you'll become an accomplished author in no time at all - but if you need extra help you're not on your own as our support hotline is there for all UK version users. Look out for the UK logo on the box!



# ...Final Copy II

Only £99.95

FROM ALL GOOD SOFTWARE DEALERS

### Compatible with...

Amiga - A500/600/600HD/1500/2000/3000. System requirements... min. of 1Mb. RAM and two Floppies or a Hard Disk Drive [A600HD requires at least 1.5Mb].

\*Any Workbench supported graphic printer, colour or mono, including... Citizen 120D, 124D, 224, Swift 9/24, 200/240; Star LC10, 20, 200, 24-200, and XB Series; Canon BJ10ex; HP Ink/Paintjet; Postscript™ devices and many more.

### Trade Distribution by...

- Centresoft/IBD ♦ HB Marketing ♦ Leisuresoft ♦ Meridian Distribution ♦ SDL/Prodis ♦

Dealers... Please call Harwoods for your supply of leaflets and inclusion in the list of stockists we provide to customers.

United Kingdom version imported & supported by...



Gordon Harwood Computers • New Street • Alfreton Derbyshire • DE55 7BP • Telephone: 0773 836781

### Final Copy II

encompasses a whole range of other advanced features, here's just a selection:

- ◆ Uses the latest Workbench 2 Style interface on all Amigas
- ◆ On screen command ribbon controls (format your document with the simple touch of a button)
- ◆ 25% to 400% editable page reduction and magnification command
- ◆ Title page, master pages & style sheets
- ◆ Right/left pages with binding offset
- ◆ Open multiple documents
- ◆ Fast mouse document panning and zoom/un-zoom
- ◆ External and internal mail merging
- ◆ Cut, copy and paste
- ◆ Search and replace
- ◆ On screen maths
- ◆ Auto-hyphenation
- ◆ Import, resize and crop IFF, HAM and 24Bit ILBM graphics and auto-flow text around them
- ◆ Text over graphics
- ◆ Outline fonts on all Amiga screens, and any non-Postscript™ or Postscript™ compatible printer
- ◆ 4 point up to 300 point (over 4" high) smooth text printing
- ◆ Text leading and spacing controls
- ◆ Condensed and expanded characters
- ◆ Positive and negative obliquing
- ◆ Background printing, allowing simultaneous editing & printing of two or more documents
- ◆ Fast proof printing facility
- ◆ Comprehensive range of additional attractive font volumes available.



Please rush my personal copy of the new Final Copy II information pack, including samples from popular printers, and a list of stockists to... [clip the coupon or call 0773 836781 now!]

Name & Address:

Please include your postcode  
AMS



In the left corner we have Commodore's A3000, with a full 32 bits of punishing processor power

# Battle of the

*With the onslaught of computer games consoles, perhaps you are wondering what they have that the Amiga does not? Toby Simpson compares the two and sees what each has to offer*

What with the ever-increasing popularity of the PC on one side, and the phenomenal growth of the console market on the other, the Amiga is becoming sandwiched between a rock and a hard place. In the previous pages we've looked at how the Amiga can beat the PC at its own game, but how can it compete with the consoles?

Whether or not you are a games player, it can't be denied that the Amiga owes its enormous popularity to them. If the consoles steal the Amiga's game market, its position begins to look shaky.

Comparing the Amiga to consoles is like comparing a Porsche Carrera to a BMW 7 series. Depending on your needs you buy one or the other. Consoles are designed with video trickery as a prime requisite, Amigas with computing power in mind. Let's see how they weigh up...

## JARGON BUSTING • JARGON BUSTING

**MIPS** – Millions of Instructions Per Second. This is a rating of how fast a processor is capable of executing machine code instructions. This can be a very unreliable way of determining how fast a CPU is. RISC chips have fewer, simpler instructions so that they can run faster. The 68000 series chips found in the Amiga are CISC chips – Complex Instruction Set. A CISC chip doing 10MIPS is faster than a RISC chip doing 10MIPS, as the RISC chip will require more instructions to perform each complex operation.

**DMA** – Direct Memory Access. This allows computer hardware to insert data directly into a computer's memory without having to go through the microprocessor. In the case of Audio DMA, for example, the Audio hardware is able to fetch the next byte to send out to the speakers by itself, without having to interrupt the processor, and thus not slowing your computer down. In the case of the Amiga, many parts of the machine all require DMA abilities, and in some cases it is possible to slow your computer down because there is simply not enough time for everything to get what it wants.

**DSP** – Digital Signal Processor. This is a very fast processor designed especially for the rapid processing of digital information. With analogue to digital and digital to analogue converters they can be used to process better than CD quality sound. DSPs are found in modern keyboards and other sound studio wizardry. They are used in computers primarily for sound and graphics – although most DSPs will turn into FAX machines, modems and answering machines simply by changing their software.

**ROM** – Read Only Memory. This is memory inside your computer that you cannot write to. The Kickstart inside the Amiga is ROM. ROM is non-volatile, this means that when the power is switched off, it retains its contents. Conventional RAM (Random Access Memory) loses its contents when power is lost, and is therefore not suitable to store games in for video console cartridges. You can make RAM do the job of ROM by adding very expensive battery back-up systems.

**Cartridge** – A small plastic case usually containing just a ROM chip with information stored on it. More advanced cartridges can have some RAM, and batteries to enable information to be saved to them (such as saving games on consoles). It is becoming common now for games publishers to try and pack other electronic wizardry on to cartridges in order to make their games better than their competitors.

## THE AMIGA

### PROCESSOR

The Amiga comes with the Motorola 68000 series 16/32-bit micro-processor, which ranges from the 16-bit 68000 chip at 7.14MHz to the 68040 chip at 33MHz – capable of 29 million instructions per second (MIPS). The more powerful versions ship with floating point co-processor chips and memory management units for better operation.

### VIDEO DISPLAY

This ranges from 320x200 to 1280x512. Modes which are 320 pixels wide are able to use up to 64 colours from a palette of 4096, or using a special graphics mode called HAM, can display up to 4096 colours.

Video display hardware is advanced and has a graphics co-processor called the copper, which can execute three simple instructions allowing some stunning video trickery, including mirroring effects and placing more colours on the screen than you thought possible! Other graphics modes include productivity mode, 640x900 and VGA 4 colour. Dual playfields enable two independent screens to be overlaid with colour 0 on the front one being transparent. This effect is used frequently and almost entirely in games.

### SPRITE HARDWARE

Eight sprites, 16 pixels wide with no height limitations. Sprites are composed of up to three colours. By merging two sprites together, however, it is possible to make them 16 colours. Sprites can be scrolled in hardware.

### AUDIO HARDWARE

This is composed of four channels, two on the left channel and two on the right channel. Each channel supports 8-bit sample outputs using DMA. Channels can produce some clever effects by modulating one channel with another. Volume is controllable on 64 levels.

### OPERATING SYSTEM

The Amiga features complex pre-emptive multi-tasking with an advanced graphics user interface.

### GAMES SOFTWARE

A wide range of titles is available for the Amiga. Prices vary from as little as £1.99 for cheap budget titles to as much as £39.99 for some of the more advanced gaming software. The type of software varies considerably from simulation software to state-of-the-art platform games.

### APPLICATIONS SOFTWARE

An extensive choice exists in this area. Although not as comprehensive as the IBM PC, the Amiga sports impressive business applications.

### EXPANSION

The Amiga can be expanded in a variety of ways. Its speed, memory and facilities can be expanded greatly. You can add industry standard modems, printers and networking.

### FUTURE

The future is bright. Commodore will want to keep future Amigas as compatible with existing models as possible. Commodore has said that we can expect it to continue enhancing the Amiga range.

# GIANTS

## THE CONSOLE

### PROCESSOR

This varies. Older 8-bit consoles tended to have Z80-based chips inside them. The Sega Megadrive has the 68000 chip, as does the Amiga. Super Nintendos have an advanced version of the 6502 chip that was found in the Commodore 64 and BBC Micro. Consoles are not designed to do raw processing work, and rely on advanced custom video hardware to perform their work, so processor speed and power is not as important. The amount of colours varies; from 512 to 32768. (The latter refers to the Super Nintendo.)

### VIDEO DISPLAY

Resolutions are limited usually to choices such as 320x200, or 256x200. Higher resolutions are not usually needed for games. Consoles more than make up for this with playfield hardware far superior to the Amiga.

One console can have up to four independently scrolling screens overlaid to produce some stunning parallaxing effects. Most modern console hardware can automatically character map on to 8x8, 16x16 or 32x32 blocks on the screen making games which make displays that are built from blocks very easy to write indeed. Some even have hardware based graphic enlargement, rotation and reduction hardware built-in.

### SPRITE HARDWARE

This area is particularly advanced. Sprites consist of multiple multicoloured independent sprites of varying sizes which are typically up to 128 sprites of 64x64 pixels. All of these could behave as like the Amiga sprites but are simply more powerful.

### AUDIO HARDWARE

This varies. Because of the shortage of ROM space on cartridges, modern console audio hardware tends to be advanced synthesis hardware rather than a sample playback machine. Samples use a lot of memory. A typical sound-tracker style tune on the Amiga may use up to 250K.

Cartridges are expensive to produce, and the more ROM space you require on them, the more

expensive they become. Some consoles now have DSPs (Digital Signal Processors) inside them to increase their ability in this field. Some DSPs can handle compressed data, making them ideal for console based applications.

### OPERATING SYSTEM

This is basic. If indeed there is one – very few consoles have any operating system whatsoever, and those that do have a very simple selection of functions available.

Programmers for consoles are expected to be programming the video hardware directly, and there are no uses for an operating system as it would be the first thing that a programmer would disable when writing a game anyway!

### GAMES SOFTWARE

There's certainly no shortage on this score. And it's very good as well. Games software is what these machines are designed to use, and this they do very well. Some of the modern games consoles, such as the Super Nintendo and Sega Megadrive, have the kind of smooth scrolling effects which would blow your socks off. The range of software is good, but not nearly as good as on the Amiga. The cartridges are expensive, usually upwards of £25.

### APPLICATION SOFTWARE

There is none to speak of. Occasionally a software house will release a cartridge that is supposedly an application rather than a game. Most are junior paint packages.

### EXPANSION

Expansion possibilities are bleak. Although there is a good selection of joysticks, guns, and other games-playing goodies, if you tried to attach a printer, you'd have problems.

### FUTURE

The games console is around to stay, but don't expect individual consoles which are here today to be supported in the future. As console companies enhance their hardware, newer models will inevitably be incompatible with previous ones. This will mean that users have to buy a new machine and new software.

In the right corner we have Sega's Megadrive. It's lean and mean, but lacking a keyboard



## CONSOLING THOUGHTS

**If you want a machine purely for games, and for nothing else whatsoever, and you are prepared to pay the huge prices for cartridges, then a console is the machine for you. But don't expect to be still using it in a couple of years time – unless you're lucky. The console market is moving much faster than the home computer market, and future models are unlikely to be compatible. Whereas you can enhance your Amiga by adding a faster processor, you simply cannot do this sort of thing with a console, which limits them considerably. When Sega brings out its next block-busting Sega Super-Mega-Hyper drive, it is likely to have specifications which will amaze and astonish you. If you want one though, it'll be a case of selling the old... and buying the new...**

Consoles are packed with advanced custom video hardware. They are extremely good at what they do. If you need to have this illustrated to you, just pop down to your local dealer and ask to see a game such as *Sonic the Hedgehog* on the Sega Megadrive. That sort of smooth rapid scrolling and sprite handling is far beyond the Amiga's capabilities. The people at Nintendo and Sega are experts at what they do. Sega, for example, produces some of the most stunning arcade machines you have ever seen. The games consoles you buy are simply cheaper sub-sets of those arcade machines, and this is reflected in the quality of the software.

If you are expecting to word process, save data, use a modem, play around with programming – or in fact anything at all that is not related to games – you ought to be seriously considering enhancing your Amiga instead.

The problem with consoles, as far as Amiga owners are concerned, lies

squarely with the sheer volume of units that companies such as Sega and Nintendo are selling; both of them expect to sell well over half a million units this year. So what? Games have traditionally sold the A500, and games are what are primarily selling the A600 now. Should buyers decide to buy the consoles instead of the Amiga machines then Commodore loses unit sales. There's another catch... software houses.

It's simply a matter of economics. If you can develop a game for a console and sell 200,000 units, while the Amiga version might only achieve 30,000, which are you going to do? Unfortunately for the Amiga, more and more software houses are making the decision to slow down, if not discontinue Amiga games development. It's just not bringing in the money any longer. Consoles make better economical sense. You can develop a game on the Sega much more easily than on the Amiga: there's no operating system to worry about, no extensive programming rules. You don't have to worry that the user of a Sega Megadrive might have a 68030 chip and a hard disk attached. This, with the severe lack of piracy on the consoles, and the copies you can sell are attractive with a capital A.

What can we do? Very little. If every Amiga owner who had pirated software went out and bought the originals, the result could be stunning. Software piracy is illegal and immoral. As long as it continues in such quantity, you'll gradually see less and less of the state-of-the-art games coming on to the Amiga. Unless Commodore can penetrate the corporate computer market sooner rather than later, it too is going to suffer.

Let's hope it's a good Christmas for Commodore and software houses worldwide.





# OMEGA PROJECTS

(EUROPE) LTD

OMEGA HOUSE  
83 RAILWAY ROAD  
LEIGH  
LANCS, WN7 4AD

HARDWARE SALES ONLY 0942 682203  
HARDWARE SALES ONLY 0942 682204  
SOFTWARE SALES ONLY 0942 682205  
QUERIES & FAX 0942 682206

ALL CHEQUES, P.O., ETC SHOULD BE MADE PAYABLE TO OMEGA PROJECTS LTD. WE ALSO TAKE ACCESS, VISA, MASTERCARD & EUROCARD

ALL PRICES INCLUDE VAT

# SOUND ENHANCER

IF NOT SATISFIED WITH THIS PRODUCT SIMPLY RETURN FOR A NO QUIBBLE REFUND. THIS IS HOW SURE WE ARE THAT YOU WILL BE MORE THAN IMPRESSED. YOU'VE GOT TO HEAR IT TO BELIEVE IT.

100% COMPATIBLE WITH ALL SOFTWARE

PLUS  
**39.95**

NOW WITH BASS ENHANCEMENT

IF YOU THOUGHT THAT THE AMIGA SOUND WAS GOOD THEN YOU ARE IN FOR A REAL SHOCK, AS YOU CAN ENHANCE THE SOUND TO NEW HEIGHTS WITH THE BRAND NEW RELEASE FROM OMEGA PROJECTS: LOOK OUT FOR THE REVIEWS

## CSA ROCKET LAUNCHER

A BRAND NEW PRODUCT to enable people that own the Commodore A2630 Accelerator to increase its speed to a full 50MHz while retaining full original compatibility. So don't even think about swapping your original card for a faster one until you have seen the ROCKET LAUNCHER.

**595.00**

TURBO CHARGE YOUR CBM A2630 ACCELERATOR

ST-506 HARD DRIVE INTERFACE

**£69.95** A500 ONLY

## KICKSWITCH ROM SWITCHER

DOES NOT REQUIRE MACHINE TO BE SWITCHED OFF TO SWAP ROMS

- |                            |                     |
|----------------------------|---------------------|
| 1. RIBBON CABLE MOUNTED    | 24.95 (Bare)        |
| 2. WORKS WITH ACCELERATORS | 44.95 (Inc 1.3 Rom) |
| 3. AUDIBLE SWITCH OVER     | 49.95 (inc 2 x Rom) |
| 4. EASY INSTALLATION       |                     |
| 5. FULLY AUTOMATIC         |                     |

## 150/250Meg SCSI TAPE STREAMER

The ULTIMATE back-up device

INTERNAL 449.95 AMIGA DOS 2.0 COMPATIBLE  
EXTERNAL 549.95

## V-LAB VIDEO DIGITISER

**£299.95**

Real time frame grabber for A1500

## AMI-BACK

The WORLDS fastest, most reliable hard disk back-up utility available for the AMIGA. Backs up to 4 floppy drives (not 2 like the competitors) or to TAPE STREAMER without the need for additional software, has a built-in SCHEDULER, selective back-up, or Disk Image. Guaranteed, better than any other on the market.

**V2.0 49.95** AMIGA DOS 2.0 COMPATIBLE

## A600 UPGRADE DRIVES

These 2.5" Drives will fit NEATLY inside your Amiga 600.

20 Meg £139.95  
60 Meg £229.95  
80 Meg £299.95

## ICD NOVIA DRIVES

These FULLY internal Hard Drives do NOT require you to remove your DFO.

60 Meg £239.95  
80 Meg £329.95  
120 Meg £499.95

## AMIGA A600 & A600/HD

This latest addition to the Amiga range of home computers is the ideal solution for those of you on the move, due to its size & internal TV Modulator. Comes complete with 1 meg ram, Mouse, PSU, 20 Megabyte internal Hard Drive (A600/HD).

1 YEAR ON-SITE WARRANTY FREE

A600 349.95  
A600/HO 499.95  
New SOFTWARE included PACKS

## BARE SCSI and IDE DRIVES

Quantum 52Meg	199.95
Quantum 105Meg	329.95
Quantum 170Meg	449.95
Quantum 210Meg	639.95
Fujitsu 44 Meg	179.95
DEC 850 Meg	1299.95
SCSI Case, inc PSU	109.95

## SYQUEST REMOVABLE HARD DRIVES

44Meg inc. cartridge 399.95  
88Meg inc. cartridge 499.95

## GVP SERIES II

### A1500/2000 COMBO ACCELERATOR

25Mhz + 1Meg 569.95  
40Mhz + 4meg 899.95  
50Mhz + 4meg 1449.95

### A500/500+ A530 ACCELERATOR

52 Meg + 40Mhz + 1 Meg £699.95  
120 Meg + 40 Mhz + 1 Meg £799.95  
240 Meg + 40 Mhz + 1 Meg £1039.95

### HARD DRIVES

	1500	500
52	259.95	359.95
105	399.95	479.95
120	429.95	499.95
170	599.95	N/A
240	699.95	799.95

## ICD

Flicker Free Video 2

**199.95**

Inc MULTI-SYNC

**499.95**

## SUPRA RAM 500 RX

External memory expansion for Amiga 500 & 500 Plus. Adds up to 8 meg.  
1 Meg 119.95 4 Meg 199.95  
2 Meg 149.95 8 Meg 349.95

## 200 WATT PSU

COMPLETE WITH A500 POWER CABLE & OPTIONAL HARD DRIVE POWER LEAD

READY TO PLUG IN AND GO **79.95** FAN COOLED

## TRUMPCARD PROFESSIONAL HARD DRIVE SYSTEMS

A500 44MEG 299.95  
A500 105MEG 399.95  
PLUS UP TO 8 MEG RAM

## VORTEX

GOLDEN GATE BRIDGE BOARD  
25Mhz - 386sx PC Emulator  
A1500

**£479.95**

## CSA MEGA-MIDGET RACER

The UKs biggest selling ACCELERATOR card. For the A500/2000. Offering a modular design allowing you to buy what you can afford then expand later. Up to 38Mhz CPU + 50Mhz Co-pro + 8 Meg 32bit ram + 512K Shadow (STATIC) ram.

68030 accelerator 25, 33, 38 Mhz  
Co-Processor socket for 68882 up to 50 Mhz  
68000 socket on board for FALLBACK compatibility  
Gives you more power than the A3000  
Optional DRAM expansion up to 8Meg 32 bit ram  
Fits INSIDE A500/1500/2000 easily and quickly  
Creates a monster machine for progs like FALCON etc  
Cuts Ray Tracing times 30x - 60x for SCULPT etc  
Speeds up screen refresh and overall performance  
Lowest price 68030 THAT WORKS!!!!

As the ONLY OFFICIAL DISTRIBUTORS for CSA we offer a 50% buy back policy. This means that if you upgrade you won't be stuck with anything.

25Mhz EC68030	349.95
33Mhz EC68030	449.95
25Mhz MC68030	449.95
33Mhz MC68030	549.95
25MhzEC + 68882 - Special offer	399.95
33MhzEC + 68882	599.95
STATIC RAM (512K)	79.95
2Meg 32Bit ram	219.95
4Meg 32Bit ram	399.95
8Meg 32Bit ram	599.95
25/25 + SRAM + 2Meg	718.95
33/33 + SRAM + 2Meg	879.95

## AMIGA A570 CD-ROM DRIVE

Complete with the FRED FISH CD ROM

**£369.95**

NOW IN STOCK

# CSA 40/4 MAGNUM

68040 28 or 33Mhz  
HIGH SPEED SERIAL PORT  
HIGH SPEED PARALLEL PORT  
4 MEG RAM (standard)  
EXPANDABLE TO 65 Meg RAM  
HIGH SPEED SCSI 1 & 2 CONT  
CALL FOR MORE INFO

**1699.95**

YOU GET WHAT YOU PAY FOR

## 50MHz CBM A2630

Complete ACCELERATOR system with 4Meg 32 Bit Ram or the A1500/2000, comprising a FULL version 68030 CPU & 68882 Maths Co-Pro. Expandable to 112 Megabytes of true 32 Bit Ram with optional DKB A2632 Expansion board. Call for other pricing.

**1199.95**

## DKB 2632

32 Bit Memory Expansion for the Amiga A2630 Card  
Now you can go beyond 4 Megabytes of 32 Bit Ram on your A2630 Accelerator - The DKB 2632 allows you to expand to 112 MEGABYTES

BARE OK	299.95	32Meg	1399.95
4Meg	449.95	64Meg	2499.95
8Meg	599.95	INFORMATION SHEET AVAILABLE	
16Meg	849.95		

OUR EXPERTS TACKLE YOUR REAL-LIFE PROBLEMS

**CONTENTS  
AT-A-GLANCE**

Accelerators ....43, 46, 50, 51, 57,  
.....60, 67  
Agnus .....47, 55, 57  
AM05 .....61  
ARexx .....50  
A5CII .....47  
C .....61  
Canon printers .....50, 57  
CD-ROM .....55, 58  
Chip RAM .....46, 47, 51, 55, 58  
CIA .....46  
Citizen printers .....41, 47  
Clock .....46, 51  
Commodore printers .....68  
Deluxe Paint .....50, 54, 58  
Digitisers .....58  
Diskcopy .....67  
Fast RAM .....47  
Floppy drives .....50, 51, 66, 67  
Genlocks .....43  
GIF .....46  
Hard drives .41, 43, 46, 47, 57, 66  
Hewlett-Packard printers .....69  
Mac drives .....43  
Maths co-processors .....46  
MIDI .....58  
Modems ....47, 50, 55, 57, 60, 66  
Monitors .....47, 61, 66, 68  
Multisync monitors .....41, 69  
PageSetter .....41, 50  
PageStream .....54, 67  
Panasonic printers .....68  
PCs .....47  
PostScript .....54, 67  
Professional Page .....54, 58, 67  
Protex .....50  
ROM sharer .....56  
Samplers .....57  
Scribble .....68  
Sega controllers .....66  
Shell .....41, 67  
SIMMs .....51, 57  
5star printers .....47, 51  
Startup-sequence .....43  
TIFF .....46  
Viruses .....43, 51, 66  
Zorro .....54

# AMIGA ANSWERS

## ACCELERATION ON THE CHEAP

Save ££££

- All your Chip RAM hassles sorted
- Modem magic for beginners
- What's best for video - Amiga or PC?
- Hooking up to MIDI
- The truth about CD-ROM

## ALL OF YOUR AMIGA PROBLEMS SOLVED

### SO WHAT DO ALL THOSE ICONS MEAN?



**Beginners:** this icon will appear next to any questions which are 'basic' in content.



**General:** this icon is used for any general Amiga-related queries.



**Caution:** be sure that you fully understand the answer before trying it out.



**Danger:** the answer to this question could well invalidate your warranty - or you!



**Hardware:** this icon is used to denote questions relating to general hardware.



**Buying advice:** we use this icon if the question asks us for buying advice.



**Printers:** this icon denotes a query about printers, printer drivers and so on.



**Technical:** any queries about programming will have this icon next to them.



**Video:** this icon relates to any query about using your Amiga with video hardware.



**Music:** this icon is for questions about MIDI, sampling, synthesizers and so on.



**Programs:** any program-specific queries have this icon next to them.



**Comms:** if your question relates to comms, this is the icon that we'll use.

**WHATEVER YOUR PROBLEM WITH THE AMIGA, WE ARE HERE TO SOLVE IT**

That's the task we have set ourselves in giving you the best possible support for your Amiga. We are confident that our experts can cope with any technical questions you can throw at them. If they don't already know the answer to your problem, they will find it out for you.

We are prepared to deal with any problem you have with the Amiga, from general enquiries about AmigaDOS or Workbench, through questions about specific pieces of software and hardware, to advice on what you need to buy to do a particular task. If it's to do with the Amiga, we will help out. What we cannot do is offer this service over the telephone - do not phone us with your enquiries, but write to us at the address below.

We also cannot enter into personal correspondence - all enquiries will be dealt with in the pages of the magazine. This does mean a bit of a delay in solving your problem, but you'll just have to be a little patient and wait for it to appear in print. You won't get a personal reply even if you enclose an SAE with your letter, so please don't bother.

Send your question on the form below to: Amiga Answers, Amiga Shopper, Beauford Court, 30 Monmouth Street, Bath BA1 2BW.

The Amiga Answers panel consists of our consultant editors

Mark Smiddy and Jeff Walker - and, of course, our resident deputy editor Cliff Ramshaw. We will also be calling on the services of all our other contributors, so you won't be able to catch us napping whatever the subject of your query.

Each panelist will be dealing with queries in their own specialist area(s) so it would help us greatly if, when writing, you label your query envelope with the name of the expert who can solve your particular problem.

Below is a list of areas of expertise. It's a list that we will add to and update every month, so you will know who to write to about any subjects not mentioned here.

<i>Gary Whiteley</i> -	Video
<i>Paul Overaa</i> -	Programming, music
<i>Mick Oraycott</i> -	Hardware, programming, MIDI
<i>Jeff Walker</i> -	Desktop publishing, programming
<i>Mark Smiddy</i> -	AmigaDOS, business, CDTV, hardware projects, hard and floppy disk drives
<i>Jason Holborn</i> -	Public Domain, AMOS
<i>Jolyon Ralph</i> -	Programming, hardware, CDTV
<i>Cliff Ramshaw</i> -	All the other bits and pieces



If you send in a question for the Amiga Answers experts, please fill in and include the form below (or a photocopy if you don't want to cut up your magazine). And please also make sure that you include all the relevant details - version numbers of software and so on - so that we have the best chance of helping you. Send your form and question to: Amiga Answers, Amiga Shopper, 30 Monmouth Street, Bath BA1 2BW. Sorry, but we cannot personally reply to any questions - even if you include an SAE.

Name: \_\_\_\_\_

Address: \_\_\_\_\_  
 \_\_\_\_\_  
 \_\_\_\_\_

Your machine:

A500  A1000  A1500

A2000  A3000

Approximate age of machine: \_\_\_\_\_

Kickstart version (displayed at the 'Insert Workbench' prompt)

1.2  1.3  2.x

Workbench revision (written on the Workbench disk)

1.2  1.3  1.3.2  2.x

PCB revision (if known). Do not take your machine apart just to look for this! \_\_\_\_\_

Total memory fitted (see AVAIL in Shell for 1.3 Workbench) \_\_\_\_\_

Chip memory available (see AVAIL in Shell) \_\_\_\_\_

Agnus chip (if known) \_\_\_\_\_

Extra drive #1 (3.5"/5.25") as DF\_: Manufacturer \_\_\_\_\_

Extra drive #2 (3.5"/5.25") as DF\_: Manufacturer \_\_\_\_\_

Hard disk: \_\_\_ Mb as DH\_: Manufacturer \_\_\_\_\_

Extra RAM fitted - type, size in Mb and manufacturer \_\_\_\_\_

Details of any other hardware which could help us to answer your question:

\_\_\_\_\_  
 \_\_\_\_\_  
 \_\_\_\_\_

Now, use this space to describe your problem, including as much relevant information as possible. Please continue on a separate sheet if necessary.

\_\_\_\_\_  
 \_\_\_\_\_  
 \_\_\_\_\_  
 \_\_\_\_\_  
 \_\_\_\_\_  
 \_\_\_\_\_  
 \_\_\_\_\_  
 \_\_\_\_\_  
 \_\_\_\_\_  
 \_\_\_\_\_  
 \_\_\_\_\_



# NO PROBLEM!

Welcome once more to *Amiga Answers*, the section of the magazine where we endeavour to straighten out your hassles with that wonderful but occasionally stubborn machine, the Amiga. Every month we devote more space and apply more resources than any other Amiga magazine to solving your problems. We receive something like 100 queries a week, so the service is obviously appreciated.

It's my job to co-ordinate the whole thing; sorting through the questions and sending them off to the relevant chapples for the kind of in-depth answers you've come to expect; and compiling them into the lovingly crafted pages which you see before you.

I call on a variety of expertise to make sure you get the answers you need, which is why *Amiga Answers* is so successful. There's Mark Smiddy, industry guru, AmigaOOS-tamer and business applications wizard; Jeff Walker,

probably the most knowledgeable Amiga desktop publisher there is; and Jason Holbom, long-time AMOS explorer and PO sampler, as well as good all-rounder (or should that be all round good guy?); and Toby Simpson, lead programmer for Millennium and accelerator expert.

If it's a question about video, I'll pass it on to Gary Whiteley, our professional videographer for whom the word 'genlock' means 'mixing Amiga graphics with video for magical results' and for whom the word 'snipwiral' means nothing.

Programming queries are dealt with by Paul Overaa, who's not afraid to code in any language, and who doubles as a MIOI maestro to solve your sequencing slip-ups.


Our hardware guru is Jolyon Ralph. This man knows just about everything about disks, both hard and floppy, and what he doesn't know about memory he's probably forgotten. Communication breakdowns are fixed-up by Phil Harris.

All in all, a formidable team, supplemented by my own not inconsiderable Amiga suss. Let's face it, if we can't answer your question, it's probably one of the Mysteries of the Universe.

This month we answer the enormous number of queries we've had regarding cheap accelerator options, give the low-down on Amiga communications for beginners, and dispel a few myths about CD-ROM. We also give directions on setting up a multimedia system, analyse the problems facing buyers of second-hand monitors, and much more.

Don't forget to keep sending us those problems - we love them!

Cheers,



## WHAT HAVE I GOT?



Is the drive inside my A590 a SCSI/XT/IOE/ Godknows what? My drive

connects on to the XT connector. Is this the same as IOE?

The startup wait gets on my nerves. Is there any way to reduce it? My dip switches are set correctly for fast boot. The standard drive doesn't need the delay at all, so why is it there normally? I understand for externals, but why not just select delay on or off?

Is it possible to put the drive aside, ie elsewhere instead of hanging on the left? I want to extend the cable etc and I have the bits available so there's no problem there. But I wonder how far the signals will go before data losses. Any idea?

I wish to make the A500 Plus into a two box system, totally invalidating the guarantee, I know, but I hope to do this. Can I put a CDTV keyboard on to my motherboard (obviously changing the connectors). If I guess correctly, the data format should be the same and this will be possible. Optionally I would prefer an A1500 type keyboard (nicer!), so can they be bought separately?

Is it also possible to extend the internal disk drive cable?

I am planning to buy a monitor. I have my mind set on a multisync for future upgrade. I see you are now suggesting buying a multisync in the magazines and am wondering if you have tried the Acorn one? I have been quoted a price of £222. I tried it against the 8833Mk2 from

Phillips, and it is far better in my opinion.

Which Basic-type languages can access the RS232 port? I want to use it at at least 4800 baud for a comms program. Which languages should I stay clear of?

Robert Veal  
East Lothian  
Scotland

The drive in your A590 is an XT-IDE drive. You will want to upgrade that to a SCSI drive as soon as you can, as XT-IDE is really nasty and slow. You can replace the XT drive with a SCSI drive very simply.

The startup delay is due to the A590 first checking for any SCSI drives attached. When it finds no SCSI drives, it then checks for XT IDE. If you replace the IDE with a SCSI drive it will boot up faster.

You can extend the actual hard drive by a foot or so, but you can't extend the A590 itself, that must be directly connected to the side of the A500.

It's possible to rewire a CDTV (or 2000/3000) keyboard to work on an A500, but remember that both the power and drive lights are connected to the A500 keyboard, so you'll have to wire up something to replace these. Also the CTRL-AMIGA-AMIGA reset won't work, so you'll need to wire up a reset switch to the RESET line on the 68000 chip. Unless you really hate the A500 keyboard I'd say don't bother.

You can extend the internal disk drive cable - again, probably no more than a foot or so to be safe.

Any multisync that can handle 15.75Khz horizontal sync and 50Hz

vertical sync will work with the Amiga. Beware: a lot of new multisyncs only handle horizontal syncs of 30Khz and higher. JR

## NOT GOOD ENOUGH



I have an Amiga 500 Plus and a Citizen 1200 Plus, which I use to print out

listings, letters and the occasional university report. To try the combination out I bought an issue of your sister magazine, *Amiga Format*, which featured a *PageSetter 1.2* cover disk.

Using the fonts and preferences options upon loading the OTP software and printing various letters, there appears to be no difference between draft and NLQ print, no matter what font or style I use. On the other hand, if I use the *Workbench 2.04 Shell* and send control characters and text to the

printer (using the printer's internal fonts, I think) then the NLQ print is excellent.

I obtained *Citizen Print Manager*, but this gave the same results, albeit much quicker. I've also tried setting the printer to NLQ with control characters and then using the OTP software, with no success.

Is this a limitation of *PageSetter 1.2*, or am I missing something obvious?

Nell Hughes  
Brookvale  
Hants

Well, yes, you are missing something simple, although it's not all that obvious. You almost sussed it out yourself when you realised that printing from the Shell used the printer's internal fonts.

continued on page 43

## JARGON BUSTING • JARGON BUSTING

**Dip switch** - A method employed by several devices, including hard drives and printers, to enable the user to make manual adjustments to the way the device behaves.

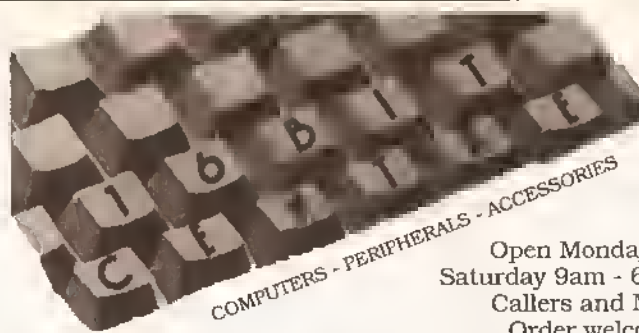
**Multisync monitor** - A monitor which can accept its signal at a variety of frequencies, usually ranging from 15 to 32KHz. A multisync is useful for displaying signal produced by a flicker fixer or from an IBM PC VGA card.

**SCSI** - Small Computer Systems Interface is the standard used for connecting hard drives, CD-ROM drives and tape back-up units to computers.

**Shell** - A method of communicating with the Amiga's operating system via the keyboard rather than the more usual mouse and windows method of *Workbench*. The Shell is the interface which 'surrounds' the Kernel, the central part of the operating system.

**COMMODORE  
1085S STEREO  
MONITOR**  
Including FREE lead  
**ONLY £199.00**

**PHILIPS 8833 MK II  
STEREO MONITOR**  
Including Free Lead  
**ONLY £189.00**



COMPUTERS - PERIPHERALS - ACCESSORIES

**KCS POWERBOARD  
PC Emulator  
For Amiga A500**

**ONLY £179.00**

**AT-ONCE AMIGA  
PC 286 AT EMULATOR  
FOR A500**  
**ONLY £159.00**

Open Monday to  
Saturday 9am - 6pm  
Callers and Mail  
Order welcome  
Easy parking

**HARD DRIVES**

A600 Now In £325, A600 Classics £340,  
A600 HD £445, A600 HD Classics £475

**GVP SERIES II  
1500/2000**  
52Mb Quantum  
Space for 8Mb RAM  
**£269.00**

**GVP SERIES II  
1500/2000**  
120Mb Maxtor  
Space for 8Mb RAM  
**£379.00**

**GVP SERIES II  
1500/2000**  
120Mb Quantum  
Space for 8Mb RAM  
**£405.00**

**GVP SERIES II  
A500**  
52Mb Quantum  
Space for 8Mb RAM  
**£325.00**

**GVP SERIES II  
A500**  
105Mb Maxtor  
Space for 8Mb RAM  
**£405.00**

**GVP SERIES II  
A500**  
120Mb Quantum  
Space for 8Mb RAM  
**£425.00**

**AMIGA A500 FUN PACK**

Amiga A500 Plus, Mouse, Modulator, Manuals, Workbench, Joystick, Disk Box,  
10 Disks, Dust Cover, Dpaint III, 1Mb RAM, PLUS 13 GAMES  
Lemmings, Simpsons, Captain Planet, Safari Guns, Bubble Ghost, Tin Tin, Purple  
Saturn Day, Jumping Jackson, Hostages, Bobo, Krypton Egg, Shuffle Puck Cafe,

**ONLY £399.00 inc VAT**

**KICK OFF 2**  
**£9.50**

**HOME  
ACCOUNTS**  
**£9.95**

**IVS TRUMP FOR A500**  
With space for 8Mb of RAM  
52 MEGS .....£309  
120 MEGS .....£425

A500 CARTOON CLASSICS .....Only £319.00

**SOFTWARE**

DELUXE PAINT II.....	£4.35	X CAD 2000.....	£95.00
AMOS + EXTRAS DISK.....	£32.00	QUARTERBACK V5.....	£39.00
BROADCAST TITLER II.....	£139.00	PRO-WRITE V3.2.....	£69.00
HOT LINKS.....	£49.00	IMAGEMASTER.....	£92.00
DIGIVIEW MEDIA STATION.....	£109.00	PHOTON PAINT 2.....	£25.00
LATTICE C V5.10.....	£149.00	FINAL COPY.....	£45.00
PAGESETTER V2.....	£42.00	VIDEO EFFECTS 3D.....	£99.00
PAGESTREAM V2.2.....	£125.00	DOS 2 DOS.....	£28.00
PAGESTREAM FONTS PACK.....	£49.00	Q/BACK TOOLS.....	£42.00
X CAD 3000.....	£249.00	WORDWORTH.....	£72.00
CROSS DOS V5.....	£39.00	SUPERJAM.....	£85.00
SCENERY ANIMATOR.....	£53.00	REAL 3D BEGINNERS.....	£99.00
TURBO PRINT PROFESSIONAL.....	£38.00		
PEN PAL, Excellent easy to use word processor.....	£53.00		
IMAGINE 3D V2.0 Animations & ray-tracing.....	£179.00		
ART DEPARTMENT PROFESSIONAL V2.05.....	£119.00		
DIRECTORY OPUS.....	£29.95		
VIDEO EASE, Video titling package.....	£35.00		
BAR & PIPES PROFESSIONAL.....	£189.00		
DPAINT 3.....	£15.00		
THE WORKS PLATINUM, Integrated package.....	£39.00		
IBM EMULATOR emulates a PC on the Amiga.....	£39.00		
VISIONARY Adventure creation language.....	£53.00		
WALT DISNEY ANIMATION STUDIO.....	£54.00		
REAL 3D TURBO/PROFESSIONAL.....	£269.00		
PROFESSIONAL PAGE V2.1 with tutorial video.....	£115.00		
PROFESSIONAL PAGE V3.0 New Version.....	£129.00		

**HARDWARE**

386/20 AT Bridgeboard For 1500/2000.....	£425.00
ROM V2.04 AND ECS DENISE NOW IN STOCK.....	each £29.00
ROM V2.04 Upgrade Kit.....	£85.00
DCTV 24 bit colour graphics.....	£419.00
WIRELESS MICROPHONE ideal for sampling.....	£75.00
GVP PC EMULATOR (for GVP A500 hard drives) 16Mhz.....	£195.00
A530 40 MHz Accelerator with 62 meg hard drive with 1 meg ram.....	£639.00
A530 40 MHz Accelerator with 120 meg hard drive with 1 meg ram.....	£749.00
DPW TV TUNER for Philips + Commodore monitors.....	£49.00
GOLDEN GATE 386/25 Bridgeboard for 1500/2000/3000.....	£425.00
TV TUNER for Philips and Commodore monitors.....	£69.00

**PRINTERS**

STAR LC24/200 COLOUR inc. free lead.....	£289.00
STAR LC200 9 pin colour inc. free lead.....	£189.00
STAR LC20 9 pin mono inc. free lead.....	£132.00
CITIZEN SWIFT 24E 24 pin colour printer inc free lead.....	£265.00
CITIZEN 224 COLOUR 24 pin colour printer inc free lead.....	£222.00
CITIZEN SWIFT 9 COLOUR 9 pin colour printer inc free lead.....	£181.00
CANON BJ10 EX bubble jet printer inc free lead.....	£232.00
STARJET SJ48 bubble jet printer inc free lead.....	£225.00
HP DESKJET 500 inkjet inc free lead.....	£349.00
HP DESKJET 500 COLOUR inkjet inc free lead.....	£539.00
CITIZEN 224 MONO 24 pin mono printer inc free lead.....	£209.00

**MEMORY**

SUPRA RX500, 8Mb board for A500 with 1Mb.....	£92.00
SUPRA RX500, 8Mb board for A500 with 2Mb.....	£117.00
SUPRA RX500, 8Mb board for A500 with 4Mb.....	£185.00
SUPRA RX500, 8Mb board for A500 with 8Mb.....	£285.00
A500 512K RAM WITH CLOCK AND SWITCH.....	£29.00
A500 PLUS 1MB RAM UPGRADE.....	£37.00
ROM 1.3/2.0 Sharer With Switch (Rom 1.3 £22.00).....	£12.00
ROM 1.3/V 2.0 Sharer by Keyboard reset (Rom: 1.3 £22.00).....	£22.00

**MODEMS & FAX**

Supra 14400 Fax modem v32 bis inc. comms software.....	£255.00
Miracomm WS4000 v21, v23 modem.....	£49.00
Supra 9600 v32 Fax/Modem inc. comms software.....	£189.00
Supra 2400 Plus, MNP5 & V42 Bis (speeds up to 9600).....	£129.00
Supra FAX MODEM SOFTWARE.....	£69.00
Supra 2400 Plus Internal Modem for A1500/B2000.....	£159.00
Supra 14400 HST Fax Modem (Speeds up to 57000) NEW IN.....	£499.00

**AMIGA A1500**

The A1500 inc. Philips or CBM 1084s or 5 monitor, Twin drives, Dpaint 3,  
The Works Platinum, Home Accounts, 3 Games + Joystick  
**ONLY £739.00**

**AMIGA A500 part exchange available - please phone**

**ACCELERATORS**

Microbotics Accelerator VXL-30, 25MHZ.....	£222.00
Microbotics Accelerator VXL-30, 40MHZ.....	£351.00
Speed Merchant Doubles Amiga Speed.....	£149.00
GVP 68030 25MHZ WITH 1 MEG RAM.....	£545.00
GVP 68030 40MHZ WITH 4 MEGS RAM.....	£779.00
GVP 68030 50MHZ WITH 4 MEGS RAM.....	£1090.00

**HOW TO ORDER:**  
Either call our number  
below with your credit  
card details, or send  
cheque/PO or credit  
card details to our  
address. Cheques made  
payable to  
**THE 16 BIT CENTRE**  
Prices subject to change without  
notification.

**All prices include VAT and Courier Service**

**16 BIT CENTRE**

**Units 15-17,**

**Lancashire Fittings Science Village**

**Claro Road, Harrogate HG1 4AF**

**Tel (0423) 531822/526322**

**EXTENDED WARRANTY  
AND MAINTENANCE  
CONTRACTS AVAILABLE  
ON ALL ITEMS. PLEASE  
CALL FOR FURTHER  
DETAILS**



continued from page 41

*PageSetter 1.2* does not use the printer's internal fonts. Its print-outs are basically 'screen dumps' – graphics print-outs in other words, copying the pixels from the screen and printing them at the screen's resolution, which is about 65-75 dots per inch depending on what monitor you are using. This system means that you can use many more fonts than are available inside the printer, and also that you can print pictures of course.

The type of fonts *PageSetter 1.2* uses, Amiga screen or 'bitmapped' fonts, are displayed at screen resolution, so the printed output is low resolution.

To get higher quality results you need to use a word processor or desktop publishing program that supports 'scalable' or 'outline' typefaces like Compugraphic or Adobe Type 1. These will be displayed at screen resolution, but printed at the highest resolution the printer is capable of. The down side of scalable typefaces is that they can eat up memory very quickly, and they can take a long time to print.

*PageSetter 1.2* is an old and really quite poor DTP program; even with a laser printer attached it would be impossible to get high quality results from it. I think you'll be better off with a word processor like *ProWrite* or *Wordworth*. JW

**MAC DRIVE**



I have an Amiga 500 computer (Kickstart 1.3). I have the opportunity to

purchase an internal 40Mb SCSI hard drive from an Apple Macintosh computer. Would it be possible to connect this drive to my Amiga externally? Presumably I would need some kind of box, a SCSI interface and a power supply.

Mark Adams  
Great Dunmow  
Essex

A standard Macintosh SCSI drive should work fine on the Amiga with a SCSI interface. Supra and Dataflyer produce hard drive interfaces which can use such drives on the Amiga 500. Your best bet would be to get a second-hand Commodore A590, and replace the 20Mb drive in this with the 40Mb, as the A590 controller is probably the best currently available for the Amiga 500. JR

**HOLA!**



I have a RocGen Plus genlock and it doesn't work with my WB1.2 Amiga 500.

The drives lock when the genlock is connected to the RGB port and I get

**ACCELERATION ON THE CHEAP**



I would like to buy a 16MHz 68000 or 68010 and replace my existing 68000 chip at 7.14MHz with it. Would this work?

Lots of people

No. It won't. Your Amiga is clocked at 7.14Mhz for a very good reason. 7.14, when multiplied by 4 is 28MHz, which is the PAL display clock frequency. The reason your Amiga is so suited to video applications such as genlocking is because the entire system clocks on multiples of 7.14MHz. If you replace your 7.14MHz 68000 chip (which is in fact an 8Mhz 68000 chip, running at 7.14MHz) with a 10Mhz, 12 or even 16MHz 68000 you will notice *no difference whatsoever* as the chip will still be clocked at 7.14MHz. The 68010 chip at 7.14MHz is slightly faster than the 68000 chip at 7.14MHz, which is why it is a cheap option for expansion. TS

no picture from the genlock's SCART output to the Amiga monitor. If I connect the Amiga's mono output to the monitor I still get... nothing. When I connect the genlock it seems normal and the power LEO goes on, but the Amiga doesn't work at all.

I saw the genlock working fine on the A600 in the computer shop, so what do you think the problem is? Should I change the 1.2 ROM in my Amiga?

José das Neves Filipe  
Alpiará  
Portugal

This sounds as if the genlock and Amiga are together overloading the Amiga's power supply, (which is possible with some older units) with the result that the Amiga doesn't get any current, and so can't run. If your Amiga works OK without the RocGen connected then this is almost certainly the problem.

The solution is to obtain an external power supply for the RocGen Plus – an option which is recommended in the RocGen manual. You may be able to get one from your dealer, or it might be possible to find a substitute which will do the job, though I wouldn't recommend this unless you are certain it will have the correct voltage and current, as well as connector.

If you want to make sure, find a dealer who will let you test your Amiga and genlock with an external power supply – then you can be certain that it is a power supply problem before you commit yourself. GW

**DRIVERS ARE A BIND**



I recently bought a GVP Impact Series II hard disk drive for my A500 Plus and while I

am very pleased with the speed programs load, I am disappointed with the documentation supplied. I attempted to carry out the automatic installation procedure, but encountered the message "Can't find gvpscslstrl.device". Some blind fiddling with the

Binddriver menu selection got me to the stage of asking whether or not to copy some files on to the drive. After copying the Workbench, I left the program. I would be grateful if you can give me some further advice in the following areas:

- a) How to partition the drive.
- b) How to install a virus killer to check the drive during boot up.
- c) Explain what Binddriver is.
- d) How to back up the drive.
- e) How to install programs to the hard drive.
- f) How to install Workbench.

K Donnelly  
Kilburn  
London

Let me say first off that I have not personally installed a GVP drive on an A500 Plus – but I have heard of these problems. They were caused when Commodore released the A500 Plus and caught us all with our metaphorical trousers down.

- a) The best place to get technical support, and someone with whom to go through this procedure, is from Silica Distribution on 081 309 1111. It probably supplied the drive in the first place and should be able to offer full technical support.
- b) Installing a suitable virus killer is a two stage process. First you have to copy it on to the hard drive, and second you have to activate it in the

startup-sequence. The simplest (if not the neatest method) is to copy it into the special WBStartup drawer. For a better method consult the AmigaDOS column in *Amiga Shopper* 11. This contains a detailed discussion on the methods of automatically starting programs from a boot sequence. A good background virus killer is *VirusX*, but there are plenty to choose from – consult your local PD library for the latest.

c) *BindDrivers* (I assume that's what GVP is referring to) is a special program which mounts certain types of hard disks and older RAM expansions. If you need *BindDrivers*, there will be a drawer on the Workbench called "Expansion". If this drawer is missing or empty (no icons) then *BindDrivers* is not used.

d) You can back up your hard drive in a number of different ways – but by far the simplest method is to use a good commercial back-up utility such as *Quarterback*. However, a perfectly good back-up utility is supplied with Workbench 2 anyway. *HDBackup* may not be as friendly as *Quarterback*, but at least it's free – you'll find it in the Tools drawer on the Extras2. disk.

e) This is a difficult question to answer because different programs have different requirements. Generally speaking, most commercial programs are supplied with installation utilities or can be dragged into a new drawer from the Workbench. It is possible to construct a semi-automatic install routine from AmigaDOS and if a couple of readers write in, I will include it in a future issue.

f) Workbench 2.04 is supplied on three disks. The main disk contains all you need to start the machine, the Extras disk has lots of little goodies, and the fonts disk should be obvious. When you installed your hard drive you only copied a minimal Workbench set-up and you will have missed a lot of the better stuff. I find

continued on page 46

**JARGON BUSTING • JARGON BUSTING**

**Bitplane/bitmap** – A bitplane is an area of memory where every binary bit corresponds to a pixel on the screen. One bitplane represents a monochrome image, several can be overlaid (a bitmap) to represent a colour image.

**Font** – The group of letters, numbers and special characters that comprise one variation of typeface, eg: 12pt Times, 12pt Times Bold, 12pt Times Italic.

**Genlock** – A way of slaving one video source (eg Amiga) to another (eg video tape) in order to synchronise their signals to allow stable wipes, mixes and other effects including overlay between the two sources.

**Virus** – A small program that can lie hidden in memory or on a disk, duplicating itself on to any disks inserted in the machine, and generally causing havoc. There are many virus killers available in the public domain designed to deal with this menace.

# Award winning innovative products from

## A2000 Hard Cards

### GVP Series 2 HD

- Up to 8Mb SIMM RAM on-board
- Supports external SCSI devices
- FaaaST ROM 4.0
- 14MHz SCSI controller

520MB 0MB	£279	1050MB 0MB	£479
520MB 2MB	£339	1050MB 2MB	£539
520MB 4MB	£399	1050MB 4MB	£599
520MB 8MB	£469	1050MB 8MB	£749

### Nexus Hard Card



- Up to 8MB RAM on-board

Bare	£199		
520MB 0MB	£279	1050MB 0MB	£479
520MB 2MB	£339	1050MB 2MB	£539
520MB 4MB	£399	1050MB 4MB	£599
520MB 8MB	£469	1050MB 8MB	£749

### Bare SCSI Hard Drive

52 Quantum	£199	105 Quantum	£299
------------	------	-------------	------

(Suitable for GVP G-Force, GVP HD or Nexus HC)  
Other sizes of HD available, please call

### RAM Expansion

- Aries A1500 / A2000 RAM

2MB	£129	6MB	£209
4MB	£169	8MB	£249

### Macintosh Emulator

*"This really is the best emulator we've seen for the Amiga. It behaves just as if you really were using a Mac"*

Amiga Format Sept 1992

### AMax-II Plus

- Amiga 1500 and above
- Runs Mac software
- Runs System 7
- Full support for all SCSI Mac peripherals and the ability to read Mac disks in your drives
- 68020/68030 compatible
- AppleTalk emulation
- Can use Amiga ECS
- Easy to install

AMax-II Plus .....£299  
(Mac ROM chips required)

## 24-Bit Colour

### OpalVision

- 24-bit graphic card
- 16.8 million colours available
- Operates in all standard Amiga resolutions
- VLSI Microcode graphics co-processor
- Double buffered 24-bit and 15-bit animation is available in all resolutions
- 'Palette-mapped' design updates screen colours in real-time. Fade pictures in and out and change their palettes
- Equipped with 1.5MB of display RAM
- Auto-config for NTSC or PAL
- Available for all Amigas

### Software included

#### OpalPaint

- 24-bit painting and image processing

#### OpalPresents

- Presentation program
- Control OpalVision images, Amiga graphics and live video
- Includes fades, effects etc.
- Many more features

### King of Karate

- 24-bit computer game
- Exciting karate competition
- Demonstrates OpalVision capabilities

OpalVision .....£899

More information available  
OpalVision Roaster chip available soon

### Auto ROM Sharer

- Kick-off is the latest Amiga add-on from Power
- One of the most advanced kickstart ROM sharers available
- A clever design on a small reliable board
- Fits A500, A500+, A1500
- Kickstart ROM can be selected from the keyboard
- No messing about with switches
- No "CIA adaptor" or other trailing wires
- Jumper to select which ROM boots on switches
- Compatible with old Amiga board revisions
- Simple internal fitting\*

\* Kick-off requires the lid to be removed from the Amiga. This may invalidate your warranty.

ROM Share	£17.95
ROM Share inc. kickstart v2.04	£55
ROM Share inc. kickstart v1.3	£39
ROM Share for A600	£29

## Optical Hard Drive



- Manufactured by Power Computing
- 128MB on one optical disk
- Read and write optical disks
- 40ms running speed
- Built-in power supply
- High power cooling fan
- 25-way and 50-way SCSI ports
- Thru'port built-in
- SCSI ID switch
- Compatible with major SCSI controllers

128MB optical drive (Internal)	£729
128MB optical drive (External)	£999
128MB 3.5" optical disk	£39.95 each
SCSI controller card for A1500 / A2000	£199
(Compatible with Amiga, PC, and Mac. A SCSI controller is required on the Amiga and PC)	

## Commodore A1500

- 1MB of RAM
- Two 3.5 internal disk drives
- Fully expandable, accepting all A2000 peripherals
- Keyboard and mouse
- Software included
- The Works Platinum Edition
- Oelux Paint III
- Home Accounts
- Puzznic game
- Toki game
- Elf game

A1500 .....£599

## Accolorator

### GVP G-Force

- 68030 accelerator board
- 68882 Maths co-processor
- DMA SCSI controller on-board
- 68000 fall-back mode
- Only CPU slot is used
- Internal and external SCSI connector
- Converts to hard card with Hard Drive mount kit
- 32-bit RAM as standard

25MHz 1MB RAM	£579
40MHz 4MB RAM	£879
50MHz 4MB RAM	£1249
Hard drive mount kit	£35



Award Winning Manufacturers  
Power products come with  
full technical support

**Order Form**

Name

Address

Postcode

Tel. No.

Description

Credit Card No.


Expiry Date

Signature

I enclose cheque/PO for £

**Tel 0234 843388  
Fax 0234 840234**

**Power Computing Ltd  
Unit 8 Railton Road  
Woburn Road Ind. Estate  
Kempston Bedford  
MK42 7PN**



Established 1985

Specifications & prices  
subject to change with out notice  
All trademarks acknowledged  
VAT & delivery included

**Scanners**

*"If your in the market for a hand scanner then forget the rest and get Powerscan"*

Amiga Format July 1992  
**Power Scanner v2.0**



- 100-400 DPI scanning resolutions
- 64 greyscales
- Thru'port for printer
- Award winning editing, image manipulation & scanning software

Power Scanner v2.0 .....**£99**  
Power Scanner Colour .....**£239**

**Epson GT-6000**



- 600 DPI Colour flatbed scanner
- 24-bit colour
- A4 reading area
- Software included

Epson GT-6000 .....**£999**

**Epson GT-8000**

- 800 DPI colour flatbed scanner
- 24-bit colour
- A4 reading area
- Software included
- Amazing scan quality

Epson GT-8000 .....**£1199**

**Upgrade Offer**

If you consider your scanner system to be inferior to the Power Scanner, we will happily upgrade your software and interface. (Power Scanner is compatible with most scanning heads)

Upgrade .....**£49.95**

The Amiga can only display 16 greyscales

**Floppy Drives**

*"This drive contains more gadgets than Batman's utility belt"*  
Amiga Computing Feb 1992

**PC880B Power Drive**



- Award winning drive manufactured by Power Computing
- Super slim design
- Anti-click (Cures that annoying click)
- Virus blocker (Prevents viruses)
- Built-in backup hardware

PC880B with Blitz Amiga .....**£65**  
PC880B with Blitz & XCopy .....**£90**  
PC880B (Cyclone compatible)\* .....**£70**  
PC880B in black case .....**£65**

\*This drive is only available to registered owners of XCopy Professional. You must provide proof of purchase of XCopy Professional

**Power Drives**

PC880E Economy drive .....**£49.95**  
PC881 A500 Internal drive .....**£40.00**  
PC882 A2000 Internal drive .....**£45.00**

**Dual Drive**

- Two high quality disk drives built into one compact unit
- Same features as PC880B

Dual drive .....**£125**

**Drive Accessories**

A500 internal anti-click board .....**£9.95**  
Maxell multi-colour disks (10) .....**£9.95**  
Floppy disks bulk supplied .....**£POA**

**Blitz Amige**

- Backup disks at lightning speeds
- Stops all external drives from clicking
- Contains anti-virus from being written into the bootblocker

Blitz Amiga .....**£20**

**RAM Expansion**

**Blizzard Turbo**

- A500/A500+
- Expand up to 8MB (OK installed)
- Memory and 68000 CPU run at 14.28MHz
- Fast 68000 processor installed on-board
- Fully auto-configuring
- Optical 512K shadow RAM on extra memory bank for shadowing the operating system out of ROM or from disk

Blizzard Turbo .....**£169**

**RAMs continued**

**A600 Memory Cards**



1MB RAM with clock .....**£49.95**  
1MB RAM without clock .....**£45.00**

**PC501+ RAM Card**

Dur RAM board is designed especially for the A500+ computer and comes with 1MB of RAM on board to expand your memory to 2MB of chip RAM. Plug-in and go operation (Fits into the trapdoor)

PC501+ RAM card .....**£39.95**

**8MB for any A500**

- Plugs into side slot, fully auto config, full thru'port. Expand 2MB-8MB

2MB **£109** 4MB **£169** 8MB **£289**  
1 x 4ZIP chips .....**£14.95**

**2MB for any A500**

- Economy 2MB RAM externally cased
- 16-chip (1 x 1 DIP)
- No thru'port

2MB RAM .....**£79**

**1.5MB RAM Board**

- Fully supports 1MB of chip RAM
  - Fully compatible with Fatter Agnus
- (Kickstart 1.3 and above, not compatible with A500+)  
(Your Amiga needs to be opened, this may effect your warranty)

1.5MB RAM board .....**£75**

**1MB with Thru'port**

- Expand your A500's memory up to a total of 2MB without disposing of your existing 512K upgrade
- Works with 1MB of Chip RAM

(512K RAM must be 4 chip type or not exceeding 9cm in length)  
(Your Amiga needs to be opened, this may effect your Warranty)

1MB with thru'port .....**£45**

**A500 RAM Card**

- 512K RAM expansion with clock & free software (A500+ compatible)

512K RAM (4 chip) .....**£29**  
512KRAM without clock .....**£24**  
512K RAM (16 chip) with clock .....**£24**  
512KRAM (16 chip) without clock .....**£19**

**JARGON BUSTING • JARGON BUSTING**

**Accelerator board** – A device which either includes a central processor like the Amiga's, or a more advanced one in the same range, but operating at a higher speed. An accelerator is useful for calculation-intensive applications, such as 3D rendering.

**Chip RAM** – The area of the Amiga's memory directly accessible by the custom graphics and sound chips. Originally a maximum of 512K, newer machines fitted with the fatter Agnus graphics chip can access 1Mb, enabling smoother animations and more screens to be displayed at once. The new A600 comes with an Agnus chip capable of addressing 2Mb of Chip RAM.

**Modem** – A device which converts computer signals into a format suitable for transmission along a phone line. Likewise, it will convert incoming signals into a form the computer can recognise. External modems will work with any computer, although it is possible to buy Amiga-specific cards to plug into the A1500 and A2000, keeping the serial port free.

continued from page 43

the simplest solution is as follows:

Boot your machine from hard disk. Double click on the Shell icon. Insert the Workbench disk in the internal drive. Enter the following at the prompt (1.SYS>):

**COPY DEF0:#? TO SYS: ALL**

Press [Return] or [Enter] when you finish typing. (Don't worry if you make a mistake. It's almost impossible to get this command to overwrite something it shouldn't). When the operation completes – you'll see a lot of information scroll up the window – insert the Extras disk and enter the command detailed above again.

Finally, repeat the last step for the Fonts disk.

You can, of course, perform that entire operation from the Workbench – but in practice, AmigaDOS is faster and keeps you more informed. Do not under any circumstances use this technique with any disks other than those supplied by Commodore. **MS**

**CHIP RAM HASSLE**



I recently carried out the modifications on my Amiga to allow the 0.5Mb in the trapdoor

to be configured as Chip RAM. All was well until I inserted the hard drive. When booting, the process stops and displays the default Workbench screen with no icons and a requester with the writing not visible (ie white). It would seem the hard drive needs Fast mem, but it has its own located at \$200000 to \$600000. I know the trap door expansion is located from \$c00000 to \$c80000. I want 1Mb Chip RAM.

A Fung  
Wigan  
Greater Manchester

I'm suprised that your Protar hard drive doesn't seem to like 1Mb of

Chip RAM. This is either a very serious design fault in the drive, or a problem caused by the following...

When you partition your hard drive you can tell the drive what type of memory to use for the drive buffers. Usually it is set so that any type of memory will do, but if your drive is set up so it requires Fast RAM, then your hard drive may fail if you only have 1Mb of Chip RAM. (The RAM on the hard drive card is not available to the system until after the hard disk is initialised, so that can't be used). If you can, revert to 0.5Mb Chip/0.5Mb Fast and try repartitioning the drive, check to make sure the buffer RAM is set to Chip or Any (rather than Fast). Then try the conversion again. Other than that complain again to Protar. **JR**

**WHICH ACCELERATOR**



Please could you help me with some information as regards which

accelerator would be best and most compatible with my system?

I am not really satisfied with the standard 7.14MHz CPU, and would like an accelerator which would speed up every aspect of the Amiga. This includes Vista, DPaint IV, Wordworth, and some games that I have which are designed to take account of a quicker CPU.

I am confused by the vast range. A 14MHz accelerator does not seem very attractive at all. What I really want is the best all round reliable accelerator, say 28MHz or faster, that is easy to fit and set up. I would also like to be able to switch back to 68000 mode.

I read somewhere that in order for an accelerator to work, there must be a super fast hard drive controller fitted. Will I have a problem with this?

I have also read that accelerators require 32-bit RAM and maths co-processors. Is this correct

for the uses I have in mind and a few I haven't got round to yet?

Phillip Ebbans  
Walsall  
W Midlands

I would suggest a 68030 based accelerator card, such as the wide range of GVP expansions. These are easy to fit and install, and provide you with a 68000 fall back mode for compatibility with badly written software.

In answer to your other questions, you do not need to get a super fast hard disk controller, but you will not notice much of a speed increase in hard disk operations with your new accelerator installed. If you are in doubt, check with the hard disk manufacturer.

Although you do not specifically need 32-bit RAM, it certainly makes a difference with a 32-bit chip such as the 68030. Without it, the 68030 chip has to access your current RAM, which is 16-bit. To read a 32-bit chunk of memory, it would have to read it in two halves – thus effectively doing twice the work. This is not to say that you will not notice a considerable increase in speed – you will. Most 68030 cards available these days either come with some 32-bit RAM, or sockets so that you can fit some yourself (or, preferably, your dealer can). 32-bit RAM will help you to make the most of the 68030's available power.

As far as the floating point co-processor (FPU) goes, this is very application specific. You mention Vista: if you are likely to perform considerable amounts of Vista work, then it's something you ought to seriously consider. The FPU performs the most common floating point operations in hardware, and is a lot quicker at doing them than the 680x0 chip. There are two FPUs available for the 68000 series of chips, the 68881 and the 68882. Usually, with 68030 boards, they have 68882 chips – as these are faster and more powerful than their predecessors. **JS**

**VANISHING CLOCK**




When I fitted the super card Ami II, I had to connect two wires to the 40-pin

8520 CIA chip (U301). After carefully reassembling the B2000 on start up, no matter what software I use it states "unable to find battery backed-up clock". I have disconnected the super card with only the same result. Other than the clock, all software loads as before. Please help as it is very annoying having to reset the clock each time I load software.

NJ Davereaux  
Neasdon

It is possible that the clock on your motherboard has failed, but it is more likely that it is 'confused'. Try the command SETCLOCK RESET from the CLI before trying to set the time. Failing that, the public domain program *ClockDoctor* should sort you out. **JR**

**LOVER'S TIFF**



At our school we have a scanner and several RM Nimbus computers which we

use to scan images in up to 256 colours. These are then saved in TIFF format. I would like to be able to transfer these images but I need a piece of software that will convert the TIFF images to standard IFF format. I have spoken to several PD libraries and have bought both *MessySID II* and *Graphic Interchange* as they advised. Fine, but the pictures won't load on *DPaint IV*. *Graphic Interchange* came with lots of utilities to convert images to and from GIF format, but there aren't any utilities on the disk which can handle TIFF format. Please help.

Wayne Bosworth  
Rothwell  
Northants

I'm afraid I'm the bearer of bad news, Wayne. GIF format is totally different to TIFF, so I'm afraid the disk that you bought isn't going to help you at all. What you need is a program written to specifically handle TIFF format images.

Unfortunately, as far as I'm aware there are no utilities of this type available through the PD libraries. As a result, the only way to achieve what you require is to either try and convert the TIFF format files to GIF format using a PC public domain conversion program (I'm quite sure there are a couple available) or dig deep into your pockets and splash out on a commercial image conversion utility such as ASDG's *Art Department Professional* or *RasterLink* from Active Circuits Inc.

Of the two products that I've mentioned, you're probably better off with *RasterLink*, simply because *ADPro* does not support TIFF as standard (you'll have to buy the TIFF loader separately).

*RasterLink* also handles Mac PICT format files, Targa, Sun Rasterfile, Sculpt Direct/RAW RGB and Turbo Silver format. Unfortunately, I'm not sure whether *RasterLink* is still available as a product in its own right now that the Amiga Centre Scotland has started to bundle it with its 24-bit Harlequin frame buffer board. It's always worth a try though – ACS can be contacted on 031 557 4242. **JH**

**TTL V RGB**



I would like to connect my Amiga 500 Plus to the TTL RGB input of my Commodore 1081 monitor, but I'm unsure of some of the connections between the 23-pin RGB connector of the Amiga and the 8-pin DIN connector on the monitor. The TTL RGB, Intensity and sync are obvious, but pin 1 of the DIN plug is shown as 'status' in the monitor handbook and I'm not sure where to connect this to.

The reason I wish to do this, by the way, is because I use the RGB input on the 1081 with a TV tuner.

**John Ireland**  
Faversham  
Kent

I'm sorry, John, but this seems like a very odd thing to do! Why not buy a SCART switcher to switch between your two SCART inputs and have the best of both worlds? Connecting your Amiga output to the TTL socket on the 1081 would mean you could only have 16 colours on screen, which would be a shame when you consider the Amiga's capabilities. A number of companies advertising in *Amiga Shopper* do these for around £20, not that much more than you'd pay for a made-up lead. **GW**

**BT DRIVES**



After messing around with some of BT's surplus equipment in DT - a Torch 68000 hard disk - I pulled out a massive double height 5.25" hard disk. A-ha, that looks like an MFM edge connector on the back. I'll connect up the lead for the XT internal floppy. Now I'll power it up. Yep, the whole table starts to shake. The problem is, how do I use it, as my knowledge of MS-DOS is well limited? I have a dual-drive non-twisted cable but then it goes on about drive numbers. Help!

PS: the drive is made by Rodime Ltd. It's a series RD 200 and has one illegal address at 192 head 4. There's also a strange edge connector to the left of the MFM connector - it's 10 pins up - 10 pins down and like the MFM has a polarity slot two "pins" from the right. There is a terminating resistor pack behind the MFM connector. Will it work with Vortex's Golden Gate? One last point, on the PCB, there are only two 16-bit sockets with the four XT sockets. Is it possible to solder extra sockets into the PCB for the other two slots as there are holes and solder pads?

**Guy C Sandford**  
Hastings  
East Sussex

You have two major problems here. Firstly, the MFM hard drive you have needs to be connected to a hard disk controller, not to the floppy controller you have at the moment. With an Amiga 2000, a Commodore Bridgeboard and a standard XT MFM hard disk controller card will enable you to link this up; on an Amiga 500 Cumana does an interface that is suitable. To be totally honest though I'd suggest you get rid of the drive: MFM drives really are more trouble than they are worth, and I'd not recommend anyone try and use one unless they've got lots of patience. **JR**

**PIN MONEY**



I am planning to buy a colour printer and would be most grateful if you could advise me whether to get a 9-pin or 24-pin, and also which make.

**EM Butcher**  
Norwich

You wouldn't believe how often I am asked this question. The answer is simple: how much money do you want to spend?

If you can afford a 24-pin printer, then buy one, because the output will be of a higher quality than from a 9-pin printer, which is why they cost more. Unless, of course, you are not worried about quality, in which case go for a cheap 9-pin printer.

Which make? That's like asking which make of television should you buy. The idea is you have a darn good look around and buy the one you like the best within your budget. The two 24-pin models that appear to be battling it out for top spot at the moment are the Star LC24-200 and the Citizen Swift 24e. **JW**

**ANIMATION EXPANSION**




I am a very keen beginner animator but I am finding that I run out of memory very quickly. I enquired about a 1.5Mb upgrade in a local computer shop and I was told that the motherboard has to be cut to fit it. Is this true, as I do not want to carry out any modifications myself and fitting costs would be astronomical? Also, could you tell me what new chips and alterations my computer would need to allow me to have 1Mb of Chip RAM.

**Nigel Hellwell**  
Cullompton  
Devon

The best way to upgrade the memory on your Amiga is first to convert to 1Mb of Chip RAM. This will require a new Agnus chip at around £50, plus around £25 for fitting. Once you have 1Mb of Chip RAM (which is far better

**KINDA MS-DOS**



If I save my *Kindwords* files as ASCII format on my AmigaDOS partition, is there any way I can get them into MS-DOS format and move them to the MS-DOS partition on my hard disk?

**Patrick Skelton**  
York

This is actually very simple to do. All you need is a PC transfer program such as *CrossDOS*, *DOS-2-DOS* or my preferred weapon, *MessyDOS*. You'll be able to get hold of *MessyDOS* from any good PD library and once installed, moving a file is as simple as copying one. *MessyDOS* accesses PC disks in any floppy drive. In AmigaDOS an example could be:

`COPY dh0:Filename to MSH:`

where MSH: is the drive name of the *MessyDOS* device. Now drop into PC mode and call the file back from A: thus:

`COPY A: C:`

`MS`

for animation), you can add up to 8Mb of Fast RAM to the expansion port on the left side of your Amiga. Cortex does an excellent upgrade to take up to 8Mb of RAM, but the best value way to expand your memory is to buy a hard drive that takes expansion memory (such as the Commodore A590 or the GVP Series II). **JR**

**MODEM COMPATIBILITY**



I've been given a brand new "Stradcom" half card modem. Is there any way of getting it to run on my Amiga? I've got the phone line with the new style sockets and NComm.

The modem unit has 1 edge connector, 1 phone out and 2 phone in lines (one for Europe). The specs are: dialling capability - pulse and tone, modem data type - serial, binary, asynchronous 300BPS and 1200BPS. Protocols - CCITT V21 originate/answer 200BPS full duplex, CCITT V22 originate/answer 1200 8PS full duplex, CCITT V25 auto answering. Serial port data - serial, binary asynchronous, 7 or 8 data bits, 1 or 2 stop bits, odd, even or no parity. Port addresses and interrupts com1 - 3f8 3ffh IRQ4, com2 - 2f8 2ffh IRQ3, com3 - 3e8 3effh IRQ 4, com4 - 2e8 2effh IRQ3.

**Steven Harrison**  
Winsford  
Cheshire

First of all, let me thank you for all the detailed information. It makes this sort of problem much easier to solve. Unfortunately there is no way you will be able to run this modem on your Amiga. It's designed for a PC. It's a 'card' modem. PCs have 'slots' inside, the modem fits in one of these slots. The Amiga doesn't

have any PC compatible slots so it won't work.

Your best bet is to try and sell it and buy an 'external' modem and a cable. The modem you have is pretty slow but you might be able to get £40-50 for it, if you're lucky. **PH**

**TOWER POWER**



I intend to buy the Vortex Golden Gate 386SX PC/AT emulator which

comes as standard with an AT IDE hard disk controller. I would therefore like to add an IOE hard disk to the system for the sole use of the PC emulator (It will operate a lot faster than my Seagate which is used by the Amiga side). The problem is, the three drive bays inside my A1500 are already used and therefore I have nowhere to mount the second hard drive. Do you know whether there is a conversion kit available similar to HIQ Ltd's HIQ Tower system for the A500 that will allow me to strip the A1500 out of its box and install it inside a Tower system casing?

**Tien That Ton**  
London

To be perfectly honest, there isn't a lot of call for such a conversion kit simply because the A1500 is already so expandable. You have however found one problem that many A1500 (and 2000) power users eventually stumble upon - the lack of drive bay space. I'm having exactly the same problem at the moment - I had hoped to install a tape streamer inside my B2000 but all the drive bays inside my machine are full too. All I can suggest is to try and source a casing for the drive and then have it connected to the Golden Gate via a

continued on page 50



# PHOENIX

**SALES 0532-311932**

Our friendly, highly trained sales team will ensure that your order is dealt with efficiently and with the minimum of fuss.

At the time of placing your order we will advise you of anticipated delivery time and answer any other queries you may have regarding your purchase. All major credit cards accepted.

**TECHNICAL 0532-319061**

The Phoenix product helpline ensures that all our customers benefit from the highest level of after sales technical support.

We also offer advice to help you in choosing exactly the right product for your requirements thus eliminating the possibility of an unwanted or unnecessary purchase.

**DISPATCH 0532-310796**

Once you have made the decision to purchase from Phoenix your order will be dispatched promptly and without fuss.

Using one of the countries leading courier services ensures that your goods arrive on time, intact and in the same condition they left our stock.

## A 600 NEW PACKS

**'THE WILD, THE WEIRD & THE WICKED'**  
1 Mb A 600 as standard and includes the excellent value Software titles: Deluxe Paint III • Formula One Grand Prix • Putty • Pushover  
**...ONLY £339.99!**

A 600 2Mb (incl. above software).....£379.99

## 'EPIC • LANGUAGE PACK'

1 Mb A 600 as standard and includes the excellent value Software titles: Deluxe Paint III • Trivial Pursuit • Epic • Myth • Rome  
**...ONLY £484.99!**

A 600 2Mb (incl. above software).....£524.99



The stand-alone A 600 is compact, semi portable, fully featured and can be purchased in the following configurations:

A 600 .....£274.99  
A 600 HD ..... **LOW ONLY** £429.99

A 600 2Mb .....£314.99  
A 600 HD 2Mb .....£469.99

## A 600 RAM EXPANSION

**FEATURES INCLUDE:** Trapdoor installation Will not invalidate your warranty • Battery backed real time clock • Long life lithium cell • Enable/disable facility • Full installation instructions • Made in U.K. • Complete with famous Phoenix 2 year warranty.

Phoenix PA 601-populated-1Mb.....£44.99  
Phoenix PA 601-unpopulated-0Mb.....£24.99  
Phoenix A 600 ROM Sharer.....£29.99  
Keyboard switchable!

## PHENIX AMIGA Power Pack

When purchasing any Amiga you can also buy our unbelievable value PHOENIX POWER PACK, which includes over £100 of quality software and accessories. Probably the best bundle around, just look at what you get!

**SOFTWARE**  
Man Utd Europe • Kick Dh 2 • Captive Rick Dangerous • Pro Tennis Tour 2

**ACCESSORIES**  
Fully Microswitched Joystick  
50 Capacity 3.5" Disk Box  
8mm Mouse mat • 10 Phoenix Branded Disks with Labels

Phoenix Power Pack.....£39.99

## AMIGA 1500

2.04 Workbench Includes: Deluxe Paint 3, Platinum Works, Home Accounts, Toki, Pznzick, x Elf, Amiga Format Book and Joystick  
AMIGA 1500..... **ONLY** £539.99

## AMIGA 1500 + 1084 SDI

This **SPECIAL OFFER** combines both the A1500 (as shown above) and the legendary Commodore 1084 SDI Monitor.  
AMIGA 1500+1084 SDI.....£729.99  
*Limited Stocks Only!*

## EMULATORS A 500

GVP PC-286 16MHz.....£239.99  
Vortex A Tonce Plus 286 (16MHz).....£214.99  
KCS Powerboard [with 00S 4.0t].....£199.99  
KCS Powerboard .....£184.99  
KCS adaptor for 1500/2000..... **LOW** £59.99

## MONITORS

PHILIPS 8833Mk II..... **ONLY** £194.99  
Colour Stereo Monitor now including 'Lotus Turbo Challenge', and 1 years on-site warranty.

COMMDDRE 1085 SDI .....£216.99  
COMMDDRE 1084 SDI.....£199.99

All monitors are supplied with a FREE cable for connection to your Amiga.

## MONITOR ACCESSORIES-

14" Dust covers.....£4.99  
14" Tilt & Swivel stand.....£13.99  
Anti-Glare filter screen.....£19.99  
A4 Copy Holder.....£12.99

## HARD DRIVES A500

GVP IMPACT SERIES II Hard Drives, the fastest Hard Drive/Controller for the Amiga. Features Game Switch, extantial SCSI port, FAAASTRDM SCSI Driver, GVP's custom VLSI chip and internal RAM expansion up to 8 meg! Units use high specification fast-access QUANTUM Hard Drives coming with 2yr. guarantee.

A500-HD8+ 52 Mb (Unpopulated).....£329.99  
A500-HD8+ 120 Mb (Unpopulated).....£424.99  
A500-HD8+ 240 Mb (Unpopulated).....£689.99

## RDCTEC

**PRICE CRASH!!!!**  
Rdctec "Rochard" hard drives now at unbelievably low prices!!

RDCTEC 40 MB.....£259.99  
RDCTEC 60 MB.....£294.99  
RDCTEC 80 MB.....£329.99  
RDCTEC 120 MB.....£364.99

RDCTEC (controller Only).....£164.99  
Very similar in style and appearance to the GVP HD8+ but unpopulated and without a hard drive so you can fit your own. Please specify IDE or SCSI.

EXTRA MEMORY-Only £25.99 when bought with drive!

## HARD DRIVES 1500/2000

Series II Hard Disk Controller/RAM card.....£114.99  
Series II 52 Mb Hard Disk and RAM card.....£269.99  
Series II 120 Mb Hard Disk and RAM card.....£399.99  
Series II 240 Mb Hard Disk and RAM card.....£639.99

EXTRA MEMORY-Only £25.99 when bought with drive!

## ACCELERATORS A500

GVP COMBINATION ACCELERATORS & HARD DRIVES-The ultimate expansion product for the Amiga 500!

A500 Combi 40MHz + 52Mb Hard Drive.....£659.99  
A500 Combi 40MHz + 120Mb Hard Drive.....£757.99  
A500 Combi 40MHz + 240Mb Hard Drive.....£979.99  
A500 68882 Co-Processor.....£204.99

## ACCELERATORS 1500/2000

GVP G-Force 030-25MHz + 1Mb.....£545.99  
GVP G-Force 030-40MHz + 4Mb.....£784.99  
GVP G-Force 030-50MHz + 4Mb.....£1099.99

## ACCELERATOR RAM Modules

1Mb Simm-32 Bit 60 Nanoseconds.....£65.99  
4Mb Simm-32 Bit 60 Nanoseconds.....£182.99

## PHOENIX A500 Plus 2 Meg RAM Upgrade Modules

A PHOENIX RAM module can expand your chip RAM up to 2 Mb by using the trapdoor expansion port. Extra RAM is necessary to unleash the incredible graphics capabilities of your Amiga. All our boards carry a full 2 year no quibble replacement guarantee. It's never been cheaper to upgrade!  
1 Mb Fully populated RAM board..... **LOW** £34.99  
1 Mb unpopulated RAM board.....£16.99

## PRINTERS

**STAR-**  
LC-100 Colour..... **NEW!** £159.99  
9 PIN colour printer with paper parking, eight fonts and electronic DIP switches.  
LC24-100 ..... **NEW!** £189.99  
24 PIN with compressed data mode, 16 K buffer and 10 letter quality fonts.(with Star printer driver only).  
LC-20.....£134.99  
LC-200 Colour.....£195.99  
LC24-20.....£199.99  
LC24-200 Mono.....£219.99  
LC24-200 Colour.....£268.99  
XB24-200 Colour.....£379.99  
SJ48 Bubblejet.....£229.99

Star printers come with one year warranty

**CITIZEN-**  
Swift 240 Colour..... **NEW!** £279.99  
Swift 240 Mono..... **NEW!** £259.99  
Swift 200 Colour..... **NEW!** £219.99  
Swift 9 Colour..... **SPECIAL OFFER** £179.99  
224 mono.....£214.99  
224 Colour..... **NOW ONLY** £229.99  
Swift 24e Colour..... **MUST SEEN!** £269.99

Citizen printers come with 2 year warranty.

**HEWLETT PACKARD-**  
Deskjet 500..... **SPECIAL OFFER** £339.99  
Deskjet-500 Colour.....£559.99  
HP printers come with 3 year warranty.  
HP black ink cartridge .....£24.99  
HP colour ink cartridge .....£29.99

**AUTO SHEET FEEDERS-**  
STAR LC20.....£57.99  
STAR LC200.....£59.99  
STAR LC24-200.....£62.99  
STAR LC24-20.....£62.99  
STAR SJ48.....£49.99

**PHOENIX PRINTER PACK-**  
Supplied with ALL printers containing 1.8m std. printer cable, printer ribbons/cartridge and 250 sheets of paper absolutely FREE.

**PRINTER ACCESSORIES-**  
We have a large range of high quality printer accessories for all the printers we sell including: dust covers from £2.99 • Ink cartridges from £13.99 • Mono ribbons from £3.50 • Colour ribbons from £7.99 • Printer stands from £7.99

**CALL 0532-311932 FOR MORE DETAILS!**

## CHIPS

### AMIGA CUSTOM CHIPS

Kickstart 2.04 ROM.....£34.99  
Kickstart 1.3 ROM.....£27.99  
Fatter Agns 8372A.....£34.99  
NEW Snap Denise.....£34.99  
CIA 8520A.....£9.99

### MEMORY CHIPS

4 Mb x 9 (-70) Simm.....£99.99  
1 Mb x 9 (-80) Simm.....£27.99  
256k x 4 (-80) Zip.....£29.99  
256k x 9 (-80) Simm.....£12.99  
1 Mb x 1 DRAM.....£3.49  
256k x 4 ORAM.....£3.49  
\*This price is for 1 Mb of RAM

These chips cover practically every popular memory expansion or Hard Drive system on the market for the Amiga ie. GVP, SUPRA, MICROBOTICS, COMMODORE

**RING OUR TECHNICAL HELPLINE IF YOU NEED ADVICE**

## MEMORY EXPANSION

**SUPRA 500RX** the ultimate in Fast Ram expansion units. (\*Uses 256k4 Zips)  
8 Mb pop to 1 Mb\*.....£99.99  
8 Mb pop to 2 Mb\*.....£124.99  
8 Mb pop to 4 Mb\*.....£149.99  
8 Mb pop to 8 Mb\*.....£209.99  
8 Mb pop to 16 Mb\*.....£309.99

## DISK DRIVES

All drives feature super slim design, enable/disable switch, thru port and come with a 1 year replacement guarantee!  
Phoenix Deluxe Drive.....£47.99  
Rdctec Rocfite..... **NEW!** £57.99

This famous drive has now been upgraded to include Anticlick and Virus Checker  
Replacement A 500 Internal Drive.....£39.99  
Disk haad cleaner.....£3.99

## VIDEO

The first col. digitiser for under £100 from ROMBO.  
VIDI-AMIGA 12 ..... **LOW** £89.99  
RDCCEN Plus.....£129.99  
RDCKEY BY RDCTEC-Chroma key unit Embed live video in graphics!  
Phoenix Price.....£269.99



### ACCESSORIES

Zy-Fi Stereo speakers.....**£37.99**  
 Superb sound and excellent dynamics. These two-way stereo speakers are an Amiga standard. Excellent companions on any gaming soiree!

Control Centre.....**£34.99**  
 Heavy duty construction, rubber edging, perfect colour match, makes an ideal workstation for the A500/A600

DATA SWITCHES-(25 pin D type)

2 way.....**£15.99**  
 3 way.....**£17.99**  
 4 way.....**£19.99**

STORAGE:

90 Capacity BANX.....**£11.99**  
 150 Capacity PDSS0.....**£16.99**

Disk Box 10 Cap.....**£1.99**  
 Disk Box 25 Cap.....**£2.99**  
 Disk Box 50 Cap.....**£4.99**  
 Disk Box 100 Cap.....**£6.99**  
 Disk Box 120 Cap.....**£7.99**

### PHOENIX PRODUCTS

MOUSE/JOYSTICK SWITCH.....**£13.99**  
 Don't damage your Amiga's ports! This device saves wear and tear makes switchover FAST, and does NOT require power unlike many others.

COMPUTER/VIDEO SCART SWITCH.....**£19.99**  
 Flip between Video/computer signals at the push of a button.

### AMIGA MUSIC

Attention all you music lovers! Phoenix have put together an unbeatable music deal for you this summer.

**MUSIC-X Jnr.....only £15.00**

When purchasing either a Phoenix Stereo Sampler or Pro Midi 2 Interface Please Note: this is a limited offer only while stocks last!

STEREO SAMPLER..... **NOW ONLY £29.99**  
 Combines ease of use with state of the art analogue to digital conversion technology. (inc. FREE sample editing software + audio lead)

PRO-MIDI 2 INTERFACE.....**£24.99**  
 This fully featured professional quality midi interface is very flexible giving semi-patch bay facilities. It has live ports in, out, thru and two switchable out/thru. (inc. FREE midi lead)

GVP DIGITAL SOUND STUDIO.....**£54.99**  
 High quality sound sampler for all Amiga Computers  
 Amiga Music Made Easy-Duly from Phoenix!

### SOFTWARE

WORD PROCESSING / DTP

Kindwords 3.....**£36.99**  
 Interword.....**£29.99**  
 Final Copy 2..... **NEW! £66.99**  
 Professional Page 3..... **NEW! £129.99**  
 Saxon Publisher..... **NEW! £189.99**  
 Pagestream v2.2.....**£126.99**  
 Pagestream Font pack 1.....**£44.99**  
 Page Setter 2.....**£46.99**  
 Pen Pal 1.4.....**£57.99**  
 Prowrite v3.X.....**£57.99**  
 Quickwrite.....**£36.99**  
 Transwrite.....**£29.99**  
 Wordworth.....**£79.99**  
 Hot Links.....**£52.99**

### INTEGRATED PACKAGES

Gold Disc Office.....**£59.99**  
 Mini Office..... **NEW! £39.99**

### CAD & DRAWING

Design Works.....**£53.99**  
 Professional Draw 3..... **SPECIAL OFFER £79.99**  
 Intro CAD Plus.....**£74.99**  
 X CAD 2000.....**£99.99**  
 X CAD 3000.....**£269.99**

### UTILITIES

A-Talk 3.....**£44.99**  
 Cross Dos v5 (inc. Cross PC Emulator).....**£29.99**  
 Cross Dos.....**£22.99**  
 Diskmaster 2.....**£43.99**  
 Dos 2 Dos.....**£29.99**  
 Opus Directory.....**£29.99**  
 Xcopy.....**£36.99**  
 Quarter Back.....**£45.99**  
 Quarter Back Tools Vs 5.....**£49.99**

### DATABASE

Superbase Pro 4.....**£164.99**  
 Superbase Pers 2..... **NEW! £39.99**

### VIDEO PRODUCTION/TITLING

SCALA 500.....**£79.99**  
 SCALA Professional.....**£219.99**  
 Big Alternative Scroller.....**£35.99**  
 Broadcast Titler 2.....**£179.99**  
 Font Pack 1 for Broadcast Titler 2.....**£98.99**  
 Font Enhancer for Broadcast Titler 2.....**£88.99**  
 Pro Video Post.....**£168.99**  
 TV Show Pro.....**£51.99**  
 TV Text Pro.....**£84.99**

### FRACTAL AND SPECIAL FX

Race Trace..... **NEW! £93.99**  
 Deluxe Paint 4.....**£63.99**  
 Deluxe Video 3.....**£71.99**  
 Image Finder.....**£44.99**  
 Pixmate.....**£43.99**  
 Scenery Animator.....**£62.99**  
 Vista.....**£43.99**  
 Pro Vista.....**£71.99**

### ANIMATION

Take 2.....**£42.99**  
 Image Master.....**£129.99**  
 3-D Images.....**£36.99**  
 Amos.....**£36.99**  
 Amos Compiler.....**£21.99**  
 Amos 3D.....**£25.99**  
 Easy Amos.....**£22.99**  
 Deluxe Paint 4.....**£63.99**  
 Director v2.....**£71.99**  
 Imagine v2..... **NOW ONLY £189.99**  
 Map master for Imagine.....**£59.99**  
 Presentation Master.....**£169.99**  
 Surface Master for Imagine.....**£29.99**  
 Showmaker.....**£142.99**  
 Video Director.....**£107.99**

### PRESENTATION & SLIDE SHDW

Can Do v1.6..... **NEW! £72.99**  
 Art Department Pro v.1.....**£143.99**  
 Art Department Pro Conv. Kit.....**£57.99**  
 Can Do R.V.I.G.....**£94.99**  
 Hyper Book.....**£44.99**

### ACCOUNTING

Personal Finance..... **NEW! £29.99**  
 Arena Accounts.....**£83.99**  
 Home Accounts 2.....**£39.99**  
 System 3.....**£43.99**  
 Cashbook Combo.....**£57.99**

### MICE & TRACKBALLS

NAKSHA Upgrade Mouse.....**£24.99**  
 (With Operation Stealth, mat & holder)

RocTec Mouse.....**£13.99**

### GOLDEN IMAGE

Mega Mouse.....**£12.99**  
 (Has just received 90% Amiga Format Gold Award)

Optical Mouse.....**£29.99**  
 High precision, pointing device.

Crystal Trackball.....**£37.99**

Infrared-Cordless-Mouse... **NEW! £47.99**  
 (Rechargeable top selling innovation.)

Optical Pen Mouse..... **NEW! £39.99**  
 High Quality 8mm mouse Mats.....**£3.99**

### SCANNERS

Powerful image processing tools for the office or the home environment.

POWER-Features include: 100-400 dpi = 64-Greyscales Thruport to printer = FREE Editing software.

Power Scanner v2.0.....**£94.99**  
 Power Scanner Colour.....**£234.99**

### GOLDEN IMAGE-Hand Scanner Series

Features: 400 dpi = 256-Greyscale = Touch up and Merge it software.

AlphaScan.....**£124.99**  
 AlphaScan Plus.....**£149.99**  
 AlphaScan DCR (inc. OCR Software).....**£279.99**

### EPSON GT-6000 FLAT BED FULL COLOUR SCANNER

Plug into Amiga parallel port, 600 d.p.i. resolution, up to 16 million colours

Phoenix Price.....**£989.00**

### ASDG-SOFTWARE

Scanning software comes in two forms, integrated into art development as a new module or used as a stand-alone programme.

Phoenix Price.....**£109.99**

### PHOENIX Kickstart ROM Sharer

Because some older games and business software will not run on the new Kickstart 2.04 RDM. PHENIX have designed a sharer for both RDM chip sets. Switchable between 1.3 and 2.04 you can get all the benefits of the latest A500 Plus without the drawback of losing all your old software. Fits any Amiga 500/1500/2000.



\*Kickstart RDM Sharer.....**£24.99**  
 \*Kickstart Rev 3/5 RDM Sharer.....**£27.99**  
 \*Keyboard Switchable RDM Sharer.....**£34.99**  
 Kickstart 1.3 RDM.....**£29.99**  
 Kickstart 2.04 RDM.....**£34.99**  
 \*(ROM Chips not included)

### AMIGA RELEASE 2

Now Only..

**£79.99**



The popular upgrade kit for 1.2/1.3 owners from Commodore is in stock and selling fast!

### TRAIL BLAZERS-WHAT'S NEW IN OCTOBER 1992!

In this month's "TRAIL BLAZERS" section we spotlight some of the best newer products and peripherals currently available for the Amiga.

### RDCTEC RDCLITE

This famous super slim drive has now been upgraded to include Anti-click and virus checker - THE SECOND DRIVE THAT IS SECOND TO NONE

Phoenix price.....**£57.99**

### CD RDM DRIVE-A570

This essential add-on has finally arrived, suitable for A500/A500+, A570.

Phoenix price.....**£69.99**

### PHOENIX 1Mb A600 UPGRADE

Simply the Best!



Phoenix price.....**£44.99**

### STAR LC-100 COLOUR

9 PIN colour printer with paper parking, eight fonts and electronic DIP switches.

Phoenix price.....**£129.99**

### A600 SMART CARDS

Utilise the advanced technology of the A600 Smart Card Expansion slot with these NEW RAM Expansion Cards direct from Phoenix. Available in 2 Mb & 4 Mb configurations.

PA 6020-2 Mb.....**£119.99**  
 PA 6040-4 Mb.....**£149.99**

### LEADS & CABLES

Phoenix supply connecting cables in any con-figuration, call sales for a complete list and prices.

Midi-Midi 2m.....**£3.99**  
 Midi-Midi 3m.....**£4.99**  
 Midi-Midi 5m.....**£5.99**  
 Amiga-Scart.....**£9.99**  
 \*Amiga-RGB.....**£9.99**  
 Joystick ext.....**£4.99**  
 Joystick splitte.....**£4.99**  
 \*Serial/Modem.....**£9.99**  
 Printer 1.8m.....**£5.99**  
 Printer 2.0m HQ.....**£7.99**

### DISKS

Don't confuse these quality disks with others currently available. 3.5" 100% certified error free 70% clip. All disks include FREE high quality Phoenix labels.

10.....**£4.99** 200.....**£72.99**  
 25.....**£12.99** 500.....**£174.99**  
 50.....**£22.99** 750.....**£259.99**  
 100.....**£39.99** 1000.....**£339.99**

### TDK Branded disks- High performance media from the experts-box 10 with labels.

10.....**£5.99** 100.....**£52.99**  
 50.....**£26.99** 500.....**£249.99**

1000 Phoenix Disk Labels.....**£9.99**

**CALL OUR ORDER HOTLINE NOW!**

- Free Fast UK delivery
- Next-day Courier only £4.50
- Same-day despatch on Credit card orders/bankers draft/building society cheque/Postal orders
- All prices include VAT

AMERICAN EXPRESS WELCOME



# PHOENIX - MAIL ORDER AT IT'S BEST!

# Tel: 0532 311932

PHOENIX, UNIT 19, ARMLEY PARK COURT, STANNINGLEY ROAD, LEEDS LS12 2AE  
 Please make cheques payable to PHENIX. Allow 5 working days for cheque clearance. Call our despatch line for details on our full range of delivery options both in the UK and overseas. BFPO welcome. OPENING TIMES: Mon-Sat 9.00am-6.00pm r&e

continued from page 47

ribbon cable that comes out of the back of the machine. OK, it'll look untidy, but that's the only way of getting around the problem short of making some form of chassis for the drive inside the machine. **JH**

**ANIM REPLAY**



In *Amiga Shopper 16* you answered a query on how to run *DPaint IV* animations

without having to load *DPaint* first by using the *Player* supplied with the package.

Can the same be done with *DPaint III*? If so, I cannot find the *Player* mentioned in the answer on my *DPaint III* animations disk.

**C Glen  
Enfield  
Middlesex**

Look again Mr Glen, and you'll find a program called *Play*. If you don't I'd question the authenticity of your disk, as it's certainly present on my *DPaint III* Animation disk. Run this program and you can load and play animations as you require.

Alternatively, there are a number of PD players such as *ShowAnim* and *View* which any good PD library should have. **GW**

**TERROR OF BLOCK 880**



After reading your answer to *Professor Craf's* disk drive problem (Issue 15

page 70-71) I contacted 316 Supplies from which I bought my *Rottec* drive only a month previously and told it that it was faulty. I have been having similar problems. The company was very efficient and immediately sent out a replacement and some blank disks to cover my postage. Now after only a few hours use it has also given me a write error in block 880 and the disk will not validate. Have I another faulty drive? Can I repair my disks? If it is a power supply problem will I make things worse by

**JARGON BUSTING • JARGON BUSTING**

**ANIM** – A method of storing animation frames developed by SpartaFilm, whereby only the changes between successive frames are stored, thus saving significant amounts of space.

**EC5** – Extended Chip Set is the name given to the new versions of the Amiga's custom chips which handle graphics and sound.

**Library** – Collections of pre-written programs that can be called from applications programs, saving each programmer from having to write routines to perform common tasks. Some are in ROM; some are loaded from disk as they are needed.

**Printer driver** – A program that sits inbetween any applications program producing output and the printer. It converts any codes describing text and graphics format into a form suitable for a specific printer.

**RAM** – Random Access Memory, so called because any part of it can be accessed immediately, rather than having to search through from the start of memory to the point of interest. RAM is used to hold programs while they are being executed and temporary data. The contents of RAM are lost when the power is switched off.

**51MM** – Single Inline Memory Module, a collection of RAM chips in a package.

adding RAM? I recovered my files with *Last Hope* and it seems track 40 is totally unreadable.

**Garry Hemming  
Clifton  
Nottingham**

If your drive does the same thing with any floppy disk (to rule out a faulty batch of diskettes), then either your drive is faulty or your Amiga has a fault. Check out the drive on a friend's machine if you can, and if the drive is definitely faulty, send it back. **JR**

**COLUMNS IN THE NEWS**



The main use for my Amiga 1500 Plus is production of a weekly newsletter, approximately 50 copies. The printer is a Canon BJ-300 bubble jet, using Canon's own driver.

The newsheet is two columns, but *Platinum Works!* does not support columns. Can you recommend a word processor that

does support multiple columns? I have tried many PD word processors, but to no avail – *Uedit* looked promising, but doesn't seem to work properly on the Plus.

I know a DTP package will give multiple columns (I have *PageSetter*), but because this type of output is bitmapped it takes ages to print lots of copies. The BJ-300 prints 150 characters per second in LQ mode, so I want to use a character-based program for speed of printing. I don't need graphics or anything fancy, but support for embedded printer control sequences would be nice.

I have just started ARexx programming, since I recently discovered (in your magazine) that I have a copy that came with *Workbench 2.04*. Thanks for the helpful manual, Commodore! Can you recommend a book that will help me discover ARexx?

**Kevin Ball  
Batley  
West Yorkshire**

Multiple columns and support for embedded printer control codes spells one word: *Protext*. I recommend most strongly that you go for the latest version 5, rather than the much older and much cheaper version 4.

Kevin, have you considered making one master copy of your newsheet and then photocopying it? Nowadays, many High Street output bureaux are charging only about 3p per A4 sheet for 100 copies or more (Alphagraphics, for example – look in your local Yellow Pages), and I think you'll find that this works out cheaper than paper and ink for the

bubble jet. And then you could use *PageSetter*

To learn all about ARexx I'd recommend *Using ARexx on the Amiga*, published by Abacus. Also, look out for the ARexx series starting this month in *Amiga Shopper* on page 88. **JW**

**16MHZ 68000?**



In your August 200 Tips special, you say it is possible to upgrade the

processor by simply replacing the 68000 chip with an 8 or 10MHz 68010.

Is it possible to use a 16MHz 68000 in the machine, as I have seen one available? Would this be faster than a 10MHz 68010?

**Alan Francis  
Dunfermline  
Fife**

Yes, a 16MHz 68000 would be faster than a 10MHz 68010 – but no, unfortunately you cannot perform this upgrade. The Amiga has a 7.14MHz clock for the processor chip, and no matter what clock speed the chip you add, it will still clock at 7.14MHz. If you did put the 16MHz 68000 chip in, your machine would work fine – but at exactly the same speed. The 68010 chip is slightly faster than a 68000 chip at the same speed, which is why it works to drop one in as a straight replacement.

If you want to add a faster 68000 chip, you have to buy a special Turbo 68000 card, which has the necessary electronics on board to provide the faster clock speed and interface this to the rest of the Amiga. **TS**

**MODEM BASICS**



Always on the look out for a bargain, today I picked up a *Supra Modem 2400*

and *KCom 2* from a boot sale for just £35 complete with boxes and wrappers unopened.

Getting home, I read through all of your Comms articles hoping to be educated on the subject, but found the basics somewhat lacking. Can you please answer me the following: a) I see you only discuss two pieces of software, both presumably PD, and no mention of *KumaComm 2*. Does this stack up well against the other two?

b) You very kindly mention several bulletin boards in your articles – what about printing a list once in a while? It would be useful if you mentioned the cost of joining. c) You talk about passwords, logging on etc, as though everyone is aware of what you are talking about. How about an Idiots' guide,

**68010 V 68000**



Is it worth buying a 68010 10MHz for £15 instead of paying £45 for a Turbo 68000?

**Bjorn Tidal  
Sweden**

The 68010 is a drop in replacement for the 68000 chip. Even if you get the 10MHz chip, it will still run at 7.14MHz, as that is the clock speed of the Amiga itself. The 68010 chip at 7.14MHz is slightly faster than the 68000 chip, especially in mathematical operations such as multiply and divide. Turbo 68000 expansions work by doubling the clock speed of the 68000 chip. This, in theory, doubles the speed of your Amiga, but in reality this is not quite the case. If you want a general across the board speed increase, it's probably better to go for the Turbo 68000 chip. If you can, wait until you can afford a 68020 chip. **TS**

starting at the very beginning (or have I missed this copy?)  
 d) I have a hard drive so will have this attached to my Amiga when I get around to calling up my first bulletin board. Is there any danger anyone could "get into" my hard drive and can I catch a virus on it?  
 e) What on earth could an Idiot like me upload? As you say, it is all very well downloading all the goodies you want, but as I am not exactly "Amiga literate" what can I offer in return?  
 f) In your last article, you mentioned how you would go about setting up your own bulletin board. As you may have gathered, this is the last thing on my mind, but what is to stop an enterprising reader with lots to offer using an 0898 telephone number, which would then earn him (or her) some revenue to pay back the outlay?

Peter Squires  
 Wickford  
 Essex

that doesn't have it and upload it. If you try and visit a few boards regularly then you'll soon have a large collection of interesting programs to upload to boards that don't have them.  
 f) There isn't really anything stopping someone from doing that. Indeed, there are a couple of PC-based boards which do run on 0898 numbers where you can download shareware. The problem is that there are so many BBSs that the software is probably available on a free board somewhere anyway. Some boards charge a small subscription but the 30-50p a minute charge for 0898 numbers is far too much. PH

**SPECTRUM DRIVE**



I have a 3.5" external floppy drive that I obtained to run with a Spectrum and an MGT

Plus D Interface. Now that I have upgraded to an Amiga I wish to utilise this drive as my second drive (0F1:). Could I obtain a cable and connector to connect this drive to my Amiga? If so, from where? And if possible could you advise me on the jumper settings on the floppy drive circuit board, to make it recognisable by the Amiga.

Anthony Simpkin  
 Birches Head  
 Stoke on Trent

I doubt it. Although it's possible to convert an MGT 3.5" drive to run on the Amiga, it's really not worth the effort. I'd suggest you get a cheap external drive from one of the many suppliers who advertise in *Amiga Shopper* and sell your MGT drive and interface to another Spectrum owner. JR

**SPEED DEMON**



a) Can 1Mb x 9-bit SIMMs in a hard drive be used as chip memory after the


infamous motherboard adaptation?  
 b) Is GVP (or anyone else) planning to offer upgrades to the new GVP A330 processor/hard disk combination to existing hard drive owners?  
 c) How does 32-bit memory co-exist with 16-bit RAM? Can you select which tasks run in what memory or is this handled automatically by the system?  
 d) Is there a decent, cheap IFF slideshow program available? The PD program *ShowWiz* is absolutely perfect but it refuses to work with my hard disk. *InstantSlideShow* on the *Deluxe Paint IV* freebies disk is OK, but it doesn't let you control wipes or save scripts and *Deluxe Video 3* is a bit over the top for just showing slides.  
 e) Is there a program available

which can report on and do anything about hard disk fragmentation?  
 f) How can I find out what calls are supported by the ARP library, as I'd like to use its file requester within my own programs.  
 g) Is there a program available that will let me create or modify fonts larger than *Fed's* 16x16 pixel self-imposed limit?  
 h) In *Amiga Shopper 1S* you quoted the price of *Progressive Peripherals' 68040 accelerator* for the A500 as £725. Was this a printing mistake or is it for real? How compatible is the 68040 with existing Amiga software? Will software optimised for the '020 and '030 work on it?  
 i) Will the ECS and an accelerator allow the memory inside my A500 to be expanded beyond 9Mb?  
 j) Is there a driver available for the *Star SJ-48 Inkjet*? The *EpsonQ* driver works well enough, but it doesn't allow you to print at the printer's highest resolution of 360x360 dpi.

Andrew Watson  
 Currie  
 Midlothian

a) No. I'm afraid the motherboard modification you refer to only works with 512K RAM expansions connected to the Amiga via the trapdoor connector.  
 b) Having spoken to the people at Silica Systems, they assure me that the idea is being looked into. As soon as I know more, I will pass the information on.  
 c) All 32-bit RAM installed inside an Amiga is handled by the processor accelerator, so it's kept separate from the Amiga's standard 16-bit RAM.  
 d) To be perfectly honest, I haven't yet seen a decent PD slideshow program. Your best bet is to treat yourself to a copy of *TVShow*, a brilliant commercial slideshow generator which is available from HB Marketing (☎ 0753 686000) for just £39.95.  
 e) Sure is. What you need is a copy of *QuarterBack Tools* which is available, once again, from HB Marketing on the number above.  
 f) I suspect that you've simply copied the ARP library from another disk. What you need is to get your hands on the official ARP distribution files which can be found within the Fish collection of public domain disks. These files include everything you need to know to be able to access and use all the routines within the ARP library including a couple of demos (one of which shows you how to use the file requester). The most helpful people I have found for Fish disk enquiries are at George Thompson Services which can be contacted on ☎ 0707 664654.  
 g) Quite a few alternative font editors are available although my personal

**CLOCK GETS MY BACK UP**



I reset the machine after running Superbase Personal and now

my battery backed-up clock in the A501 has stopped working. A message "Battery backed-up clock not found appears". I have checked the battery connections and so on, and everything seems to be OK.

JB Palmer  
 Warblington  
 Havant

It is possible the clock chip or Ni-Cad has failed leaving the machine without a clock. You can check the battery voltage with a high-impedance voltmeter - it should read 3.6V DC. It is more likely, however, that the clock has got "confused" in some way. You can reset it in software using the following Shell command:

SETCLOCK RESET

MS

favourite is *Calligrapher* which is available, once again, from HB Marketing. *Calligrapher* is an absolutely brilliant piece of software that will even allow you to edit colour fonts.  
 h) The price of the *Progressive Peripherals' 68040 processor card* isn't a printing mistake!  
 Having played around with one already, I can guarantee you that it really does fly (even the base model is several times faster than a 25MHz A3000).  
 The 68040 is basically just a more powerful version of the '030 (which is in turn a more powerful version of the '020), so any software written specially for this processor will work with the '040 (only a lot faster!).  
 i) The Enhanced Chip Set alone won't enable your Amiga to access more than the usual 10Mb on an A500 Plus, but a processor card will.  
 I've already seen several adverts within the American press for processor accelerators which can address up to 129Mb of RAM (although 32Mb is more usual).  
 j) Following on from Canon and Citizen's lead, a little birdie tells me that Star has now produced a range of printer drivers for its printers including the SJ-48.  
 You can obtain these free of charge from Star on 0494 471111.


JH

continued on page 54



# TECHNICAL EXCELLENCE


COMPUTERS, PERIPHERALS, BEDS, LU4 8EZ TEL (0582) 491949 (6 LINES)



### Pro Agnus 2MB

- Provides a full 2MB of Chip Memory for the Amiga 500 and A1500/2000 • Designed and built in England • Supplied with 8375 Obese Agnus • Includes 2Mb Memory on board in the form of low power Zips • Allows the processing of elaborate animation and sound sampling • Provides the same max. chipmem as the A3000/A600 & 500+ • Increases addressable memory space from 9MB to 10MB • Complete with full instructions • British made

• Pro Agnus 2MB **£139**  
• Fitted **£159**



### Memory Expansions

**A500 Pro-RAM 0.5 Meg. Upgrade**  
• Chip memory compatible • British made  
• Without clock **£16** • With clock **£19**


**A500 Pro-RAM 1.5MB Memory Upgrade**  
• Gives a full 2MB of internal memory **£79**

**A500+ 1MB Memory upgrade** **£39**

**Supra RX500 (2MB-BMB)**  
• 2MB **£138** • 4MB **£194** • 8MB **£200**

**A600 1MB Memory upgrade** **£49**  
**10MB Memory upgrade A500** **£408**

### High Current Power Supply



- Allows the addition of peripherals without damage to computer or power supply
- Why risk damaging your expensive kit when one simple investment will ensure total peace of mind now and for the future
- Switch mode design
- Full crow bar projection
- A500, A500+ and A600 compatible
- British Made

• A500 Power supply unit **£44.95**  
• A590 Power supply unit **£44.95**


### Cumana 3.5" External Drive



- High Quality
- Renowned and proven reliability
- Top notch specification
- Anti-click
- Long moulded cable
- Slimline design
- High impact plastic

• Cumana external drive **£54**  
• Cumana external drive + 100 capacity disk box **£57**  
• Cumana external drive + 100 disk box + 20 blank disks **£63**

### Supra Modems



- Utilise hundreds of PD Bulletin Boards
- Communicate with fellow computer users
- Cuts down on telephone bills by using fast efficient baud rates
- 100% Hayes compatible
- Tone pulse, Auto Dial/Auto Answer
- Standard RS232 Interface
- Programmable number storage
- Free Coms software

• Supra 2400 **£84**  
• Supra 2400+ **£129**  
• Supra Fax Plus (0-9600 BPS) **£148**  
• Supra v.32 BIS (Fax Modem) **£258**

### Chips and Spares



- WTS have sole distribution rights from Americas biggest Commodore chip distributor

• Workbench 2.04 Kit **£78**  
(Includes manuals, disks & chip)

• Kickstart 2.04 **£32**

• Kickstart 1.3 **£24**

• Kickstart ROM Swapper **£18**  
(Swap between kickstart by keyboard control)

• Fatter Agnus 8372 **£32**

• Obese Agnus 8375 **£48**

• High Res Denise **£29**

• 1MB x 9 Simms **£22**

• 1MB x 4 Zips **£16**

• 8520 CIA **£12**

## SALES HOTLINE 0582 491949 (6 LINES) OR 0480 471117

Credit Card ordering by phone is easy. Simply phone our sales hotline quoting your credit card number., expiry date, name and address and the products you wish to order and we'll do the rest. Alternatively write the above details on your letter when ordering by post.

When ordering by post in cheque form please write your cheque card guarantee number on the reverse of the cheque and send along with your order. Postal Orders are also accepted.

NO DELIVERY CHARGES TO UK MAINLAND. NO MINIMUM ORDER AMOUNT.  
Should you wish your order to be sent by Group 4 Security service please add £5. This method is normally faster than the postal service.

WARRANTY: One year return to base (excluding chips).  
ONE YEAR EXTENDED WARRANTY: Available on all products (excluding chips) at 10% of purchase price when ordering.

### WHERE TO FIND US!

**Head Office**  
WTS Electronic Ltd  
Chaul End Lane  
Luton  
0582 491949

**Computer Mall Bedford**  
No. 16 Downstairs  
The Harpur Centre  
Bedford  
0234 218228

**Computer Mall St. Neots**  
No. 6  
Priory Mall Shopping Centre  
St. Neots  
0480 471117

**Computer Mall Hertford**  
49 Railway St.  
Hertford  
0992 503606

**Computer Mall Dunstable**  
**Opening Soon**  
84 High Street North  
Dunstable

All prices quoted or products stocked are subject to stocking levels and availability. WTS cannot be held liable for force majeure, or items, which are out of stock due to demand or low stock at its suppliers. WTS reserve the right to amend prices or revise packs or specifications without prior notice at any time without liability upon itself.

continued from page 51

**GOOFY DPAINT**



I seem to be encountering some compatibility problems with .anim files between DPaint IV and Disney Animation Studio.

For example, if I make up a small animation of six cells in Disney, save them to my hard drive, then load the same cells into DPaint all is fine. But when I save the six frames from DPaint as an anim and reload them into Disney all of a sudden I have eight cells, not six, with the first two cells being repeated at the end as cells seven and eight.

Strangely though, if I load the animation back to DPaint there are only six cells!

I've tried running DPaint in NTSC instead of PAL but this makes no difference at all. I've also tried saving the files from DPaint in expanded form, instead of the usual compressed format, but I still get the extra two cells in Disney.

I would be very grateful if you could solve this small problem as I would like to use the two programs in conjunction with one another.

SN Semley  
Barnsley  
S Yorks

There's a simple reason for your troubles... DPaint produces animations in a double-buffered, looping format, and to do this it needs to save the first two cells again so that the animation will loop smoothly.

As far as I know, there's nothing you can do about this in DPaint when you save the anim.

However, a straightforward solution would just be to delete the extra two cells after you've loaded the animation into Disney Animation Studio.

I'm curious as to why are you using both programs? Surely DPaint IV would be sufficient for all your needs? GW

**JARGON BUSTING • JARGON BUSTING**

**BBS** – A Bulletin Board System is an electronic method of exchanging messages between large numbers of people. The name comes from the American College bulletin board (the cork and drawing pins type) which is a traditional meeting and trading place.

**Bit** – A binary digit, with a possible value of zero or one. It is the smallest unit of memory.

**CD-RDM** – Compact Disc Read Only Memory is the latest technology in storage devices. A CD can hold over 650Mb of data, compared to around 100Mb for a hard disk and 880K for a floppy disk. The big disadvantage is that users cannot store information on a CD, only retrieve it, but this doesn't stop CD from being a potentially revolutionary medium.

**PostScript** – A powerful mathematical language used to describe graphics and text images to compatible printers. Because it does not rely on a pixel system, objects so described can be scaled and rotated without distortion or loss of detail.

**Zorro** – The interface standard used by the larger Amigas to enable them to accept plug-in cards for expansion.

**THE MARK OF ZORRO**



I am thinking of upgrading my system to an A1500. In your last issue (17) you

said that the machine was to be discontinued and replaced with two new machines using Zorro III expansion slots. My questions are about these slots.

- a) The A1500 has Zorro II slots – can you use cards for Zorro III slots in the A1500?
- b) The A500 has a Zorro I slot – can cards for this slot be used in an A1500?

Sean Kelly Dnchan  
Isle of Man

The Amiga 500 doesn't really have a Zorro I slot, it has an edge connector, which is more or less the same thing, except it is an 'edge' rather than a slot.

Zorro II was developed as the replacement in the Amiga 2000 to provide a better and more capable card-based system.

Zorro III is a 32-bit replacement for Zorro II. Unlike Zorro I/II which are incompatible, any Zorro II card will work in a Zorro III slot (like those in the Amiga 3000). Zorro III can

access far greater areas of memory and transfer data far faster than the older Zorro II cards.

So where does this leave those users with older Zorro II slots? Well, so far I have only heard of one Zorro III specific card, a 64Mb RAM card. So if you can live with less than 64Mb of RAM in your Amiga, then don't worry about Zorro II. JR

**POSTSCRIPT PROBS**



After reading your article in Issue 17 about the Star Laser Printer 4II StarScript,

I noted you were able to print (download) text in a font other than the 35 PostScript fonts resident in the printer.

I have a Star Laser Printer 8II StarScript, and I am unable to perform this simple task in PostScript mode, and have to print out in HP LaserJet emulation, although I have all the necessary software to download from Professional Page 1.3, which came with Gold Disk's Publisher series of extra fonts.

The download program works OK. The print requester works OK. The printing status window works OK. But the printer refuses to print anything, telling me that the job is 'undefined', or I get a message 'Fatal MV Ram Error' and I have to reset the printer and go into HP LaserJet emulation to print. The same thing happens when I use PageStream.

What I cannot understand is why it will not print any text from Professional Draw 2.0 in PostScript, as I was under the impression that all elements in this program are of a structured form and Professional Draw does not regard type in any other way. To print from Professional Draw in HP LaserJet

seems to take for ever, and I would like to use my printer's PostScript features most of the time. After all, that is what I paid the extra cash for.

Do you know of any reason, technical or otherwise, why I cannot achieve this?

I have contacted Star, who completely baffled me with science, so I remain none the wiser. Likewise I contacted Gold Disk's agents in the UK, who referred me to Gold Disk in Canada, but it has failed to reply to my enquiry.

JE Fisher  
Chilnorr  
Dxon

You've neglected to mention how much memory you have inside your 8II, but the 'Fatal MV RAM Error' message sounds like the printer has run out of memory while trying to do the job. To print an A4 page in PostScript at 300 dpi you need at least 1.5Mb of memory in the printer; if you are going to download fonts as well, then you need 2Mb or more. That's memory inside the printer I'm talking about, not inside the Amiga.

Try cutting your page size down to A5 or smaller. If everything prints OK then it's almost certain that you have a memory problem. If the problem persists with A5, then I'm going to need many more details in order to find what you are doing wrong. You really need to send me a perfectly exact, step-by-step description of what you are doing, plus the exact wording of any error messages you get.

Star's implementation of PostScript – 'StarScript' – is not 100 per cent Adobe compatible (Adobe being the inventor of PostScript). Gold Disk's PostScript output is 100 per cent Adobe, and the PostScript files that come out of Professional Page 3.0 are probably the most sophisticated PostScript output of any program ever written. Sometimes this 'perfection' causes problems with PostScript devices that do not implement PostScript fully or completely properly.

PageStream's PostScript output has always been a bit simple, and Soft-Logik has recently developed a new and better PostScript driver for it. If you are a registered PageStream user the best thing to do is write to Soft-Logik and ask for a copy.

I'd also recommend that you upgrade your software to the latest versions.

Professional Page 3.0 and Professional Draw 3.0, in particular, are much better than the old versions you are using. I regularly use PostScript output from these two programs, and rarely have problems.

JW

**FAX OF LIFE**



I have recently acquired an Amstrad FX9600AT fax machine which has a scanner output. At the time the machine was put on to the market (1990) no interface electronics were available from Amstrad, and the company did not intend to manufacture any.

Do you know whether a suitable interface can be obtained?

Paul Clarke  
Upper Denby  
Huddersfield

I'm pretty sure an FX9600AT interface hasn't been built for the PC yet, let alone the Amiga, and I wouldn't recommend you hold your breath waiting for one to arrive. JW

**CD QUESTIONS**



I am a 14 year old student, and I have decided to buy an A570 CD-ROM drive for my 2Mb Chip RAM Amiga A500 Plus as opposed to the GVP 52Mb hard drive, and I have a few questions about the upgrade:

- a) Does the A570 come with a SCSI interface so that I can plug in a bare drive without a controller?
- b) How easy would it be to fit this hard disk? Would I need to take the drive apart, and therefore invalidate my warranty?
- c) Where can I get CD-ROM software from?
- d) Will Full Motion Video be available for the A570 later? Will I be able to sell my present A570 and buy a new one, or will it involve a simple replacement of chips?
- e) I will also need another 2Mb of Fast RAM. Will the A570 itself cater for on-board RAM?
- f) Are my choices the right ones? I do not want to throw away money, especially if no-one produces software for the A570.

J Sanders  
Claines  
Worcester

per second. The trick is using special compression techniques such as M-PEG or J-PEG, all of which are tediously slow in software, although there are some new lightning fast hardware solutions to these problems. The CDTV can manage quarter screen motion video currently. It is unlikely you will see FMV on the CDTV for a while yet, but as soon as the J and M-PEG chipsets drop in price, it is feasible that someone will produce an expansion card for both CDTVs and A570s.

e) The A570 supports 2Mb of Fast RAM on board.

f) This depends on what you are going to do, to be honest. You cannot write to a CD, consequently, if you use a lot of applications software such as wordprocessors, and paint packages, you are probably not going to gain anything from a CD drive until you add a hard disk too. If you do any programming, I would wholeheartedly recommend a hard disk and more memory rather than the CDTV drive. CDs are very powerful, and store upwards of 600MB of information – and there are some stunning software titles available for it now, and under development at the moment. **TS**

**WHICH BOARD?**



I am considering buying a modem, although I am unsure about several things.

There would be no use buying a modem without knowing any BBSs. Do you know of any that have started up in Ireland, preferably locally?

Most decent BBSs seem to be in England. What would the price of a telephone call to one of these boards be?

What exactly are modem traders? I hear it a lot although I haven't got a clue what it means.

Do you have a favourite BBS?

Mr Bean  
Warrenpoint  
County Down

One very good BBS in Ireland is Yukon Ho! on ☎ 0232 768163. It's based in Belfast and is always very busy. I'm sure the sysop will be able to give you some other Irish board numbers if you give him a ring; remember to mention *Amiga Shopper*. The price of a call to England from Ireland will be exactly the same as a long distance call within Ireland, check with BT for the exact price.

Modem traders are people who illegally trade pirate software using modems. These are the sort of modem users who give comms a bad name, and you should avoid them at all costs.

My favourite BBS is End Zone

a) The A570 does not come with an SCSI interface. Commodore produces a SCSI plug-in card which should be available by the time that you read this for around £100.

b) It should be relatively straightforward. You will not need to open your A570 case, as the drive fits externally. The SCSI card plugs into a special slot in the back of the unit which is compatible with the one on the back of the CDTV. You unscrew the back plate and insert the SCSI card enabling you to add external SCSI drives. This is the easy bit. You will, however, need a power supply for the drive as the Amiga PSU will not be able to supply power to everything. It is also advisable, for safety's sake, get a specially made external SCSI device case – these are available from a number of manufacturers quite cheaply these days.

c) It's actually CDTV software you will have to buy. If you buy CD-ROM software, although you will be able to read what is on the disks, you will not be able to use the information. CDTV disks are now available from a number of dealers and high street electrical chains such as Dixons. Alternatively, it is possible to get CDTV software through mail order.

d) Full Motion Video (or FMV) is not available for the CDTV currently. CD drives are quite slow, managing around 100K a second transfer rate, and considering a HAM picture is around 80K, this is not many frames

**LICENSED TO MODEM**



I would be grateful if you could help with a few modem details. Is it true that:

- a) FAST (Federation Against Software Theft) watches and traces downloaded software?
- b) FAST has a 78% chance of closing all BBSs?
- c) You need a modem licence?
- d) FAST pays you visits to check your modem is being used correctly?
- e) Phone rates don't apply?

What do you think of the EuroLink, Hyundai, Supra 2400 and Supra 2400 Plus modems?


Paul Schofield  
West Basildon  
Essex

- a) FAST does not "watch" downloaded software. It does sometimes investigate BBSs which it thinks are home to illegal activities, namely pirate software.
- b) FAST will only close down a board if it houses pirate software; the majority of boards are in absolutely no danger of being closed by FAST.
- c) No, you don't need a modem licence.
- d) FAST doesn't pay you visits to check your modem, it is not concerned with your modem, only pirate software.
- e) Phone rates definitely do apply. Phone calls made using a modem cost exactly the same as a normal call.

As far as the four modems you mentioned go, I would recommend the Supra 2400 Plus. It is very similar to the others but includes data compression which will speed up downloads of uncompressed files. **PH**

(☎ 0524 752245), mainly because of the friendly sysop and the wide range of software that's available. I also enjoy visits to Chiba City (☎ 0501 44262) and Guru-10 (☎ 0738 52063). **PH**

**PLUS STATUS**



In your March Issue you mentioned that an A500 board could be upgraded to 1Mb

of Chip RAM on the mother board. In the May Issue of *Amiga Format*, page 212, I read that it is possible to upgrade an A500 to that of an A500 Plus if you have revision 6 or 7. As you can see I have already made the changes on the mother board revision 6 for 1Mb of Chip RAM. My question is – can I add the four chips, four capacitors, EC5 Denise and a 2Mb Agnus to the mother board to make this upgrade or are there other changes to the mother board that I would need to do? And if so, will my Supra A501 clone work giving me 1.5Mb of Chip RAM until I can find a 1Mb expansion board over here? Thanks for a great magazine. I just started reading it in February and wish I'd found you sooner.

Scott Tracy  
Brooklyn Park  
Minnesota

I'm afraid not. The A500 boards can't be upgraded to 2Mb Chip RAM in that way, you will need to get the DKB Mega-Chip board which will add 1Mb of Chip RAM and the 8372B-HR 2Mb Agnus chip to the Amiga 500/2000 or CDTV. **JR**

**GREEDY FOR ANSWERS**



a) I have an A500 populated with 2Mb of memory, an A590 unit with a 50Mb

SCSI hard disk, and 1Mb of memory on the A590 controller board. The problem I have is that every now and then my machine will corrupt the screen (usually vertical lines). When eventually the Amiga can't take any more corruption, it freezes. On reboot the floppy drive is completely ignored and still the screen corrupts hideously. The only solution I've found is switching everything off, leaving it for about 20 seconds and switching back on. This would suggest to me that this isn't a heat problem, as everything is 99% of the time OK after the previous course of action. What I am wondering is whether the display chip (Agnus?) is faulty...

The problem can happen at any time, it's not as if I'm doing anything processor-straining like running 20 applications at the same time, while attempting to Sierra dither a scanned hi-res image!

b) Every now and then I'll turn my Amiga on and the caps lock key will flash on and off steadily. The hard disk will boot as normal, mouse will work as normal, but the keyboard is locked. It's more than likely a faulty keyboard processor chip. Can you suggest to whom I can send my keyboard to get it rectified?

c) I have an early Amiga which has an American keyboard lay-out, but there isn't a pound sign to be seen. A friend did tell me that there is a

## CHEAPER COLOURJET DRIVER



I have an Integrex Colourjet 132 printer. Now, twice people have written in wanting information on a driver for this great printer. You say it costs around £50. Not so. The address you have is correct, but it costs only £10 inc P&P.

Also it is very important to use the special paper, which costs £16 per roll. However I always use sensitised photocopy paper, and get first class prints; something to do with the ink not soaking into the paper and losing the depth of colour.

Cpl McFegan  
BFPO

Integrex did indeed drop the price of the Colourjet 132 driver (on July 1 this year) to £10, although I hasten to add that at the time the previous details went to press, the £50 price was correct. Anybody who wants the driver, should contact Integrex on 0283 551551. *JW*

hot-key to do this, but I can't for the life of me remember what.

d) Later on in the year I plan to part exchange my A500 for either an A1500 or A2000 (A1500 knowing my money situation!) and assume that the A1500 will have Kickstart 2.04 and Workbench 2. On hearing about compatibility problems I have become a little cautious, as I have many disks that all work well with my current system.

I have seen an advert for the Phoenix ROM sharer. Just how reliable are they? In short, would it solve the Workbench 2 friendliness problem? Commodore really should be ashamed of itself. When I had an ST I thought the STE compatibility problem was laughable, but Commodore's really cuts it. I use Scanlab 100, Deluxe Paint IV and lots of other programs and as a paying customer I expect all of these to function just the same with Workbench 2 as they do with 1.3.

While on the subject of the

A1500, could you please give a brief specification on it? I'm particularly interested as to whether my expensive A590 becomes obsolete or not.

e) I have a 50Mb SCSI hard disk sitting in its anti-static bag waiting to be installed, the problem being I need to daisy-chain it to my existing A590 unit. It's just a bare hard disk, so I need a case, SCSI data cable and a PSU, but I'm clueless as to what and how to go about it.

f) Is it feasible to use a standard parallel or serial T-switchbox for use with things like my MIDI interface and scanner, switching between the two as and when I need them.

g) I bought Devpac 3 a while back because I saw the advert boasting a snazzy window environment. I was looking forward to learning to program assembler in a pleasing-to-look-at screen format. Ping! My dream disappeared. Just a dreary Workbench type display smiling weakly back at me. I tinkered

about, even booted off the floppy; but still it smiled. Workbench 2 suddenly drifted across my eyes and I re-read the advert, but no mention of the fact that the screens shown were from WB 2. It even says in the manual that the display on 1.3 version is WB 2 like - yeah right! It's a terrific package, but I would rather have a soothing look to it all, it makes programming so much nicer. Am I doing something wrong or have I just been misled?  
h) Weird dreams - just how the hell do you get past the nasty little girl in the garden? I hope you can help me with these problems. Cheers!

KO Ellis  
Chelmsford  
Essex

a) On the A590 problem, I'm afraid it sounds like a major internal A500 fault. It may be the Agnus chip, but it could be caused by a faulty RAM chip. I'd suggest that you get your Amiga checked out professionally (if you intend to keep it).

b) The keyboard fault is very common. This keyboard I'm typing on at the moment often does the same thing. It's a design fault in A500 keyboards. Some do this, others don't. I'm afraid you'll have to put up with it. Pressing down on the keyboard controller chip when running will often cure the problem (There's a place on the Amiga 500 keyboard that you can hit to cure this problem every time. A neat party trick, but not recommended!)

c) You can use the UK keymap and press Shift-3, or, if you keep the US keymap most software will print a pound sign by typing Left-Alt L.

d) As for ROM sharers, I personally don't use one, but I know several people who do, who have had no problems, although one of my colleagues at work managed to blow up his 2.04 ROM with one. I have a large collection of software, and I've found almost all of it works with 2.04. Nothing that didn't work I felt was worth spending the money on a ROM switcher for. I'd say use Kickstart 2.04 for a while, if you find you really need a switcher then get one. Make sure you plug in the chips the right way round though!

The Amiga 1500 is exactly the same as the Amiga 2000, it has five Zorro II expansion slots, a big case capable of holding lots of expansions including accelerators and flicker fixers, and a big meaty power supply that will power all your kit without problems.

At current pricing the Amiga 1500 is a real bargain, considering the expandability and reliability of the system you're getting. The Amiga A590 won't work in the Amiga 1500, but the Commodore A2091 card is an identical card for the Amiga 1500

which will control SCSI hard drives and also take the 2Mb of RAM from the A590. A SCSI drive formatted on the A590 can be transferred to the A2091 (or a GVP controller for that matter) without having to reformat.  
e) Linking your 50Mb SCSI drive to the back of your A590 is expensive. External SCSI cases are expensive (around £120), plus you'll need a SCSI cable (around £15). Your best bet is to replace the internal drive with the 50Mb, unless you can find a cheap case with power supply in a junk shop or auction.

f) Many external devices, particularly samplers, don't work well through switch boxes, so it's not recommended. If you do buy a switch box, make sure it has all 25 wires connected through. Some cheaper boxes do not have all lines connected and do not work with the Amiga.

g) And you don't like how Devpac 3.0 looks? Come on! If you want a nice flashy Workbench, then buy Workbench 2.04. Major commercial packages will stop supporting Kickstart 1.3 soon (many useful PD packages are already 2.04 only).

h) See a psychiatrist. *JR*

## WHAT THE HECK?



I would like to know where I can get an American (NTSC) version of the A520 modulator.

I require one of these because I have been given an NTSC composite colour monitor which I want to use with my Amiga 500 Plus. It runs happily at 50Hz but only shows the PAL video in black and white. Please help me - a proper monitor costs a fortune and our telly is really naff.

Stephen Conner  
Kelvinside  
Glasgow

Well, the obvious place to get the modulator is the home of NTSC - good ol' USA. Try looking in the adverts of an American magazine such as *Amiga World*. Alternatively, you could advertise in the *Amiga Shopper* small ads just in case there happen to be any US servicemen stationed here who might be able to help out.

One thing though - simply connecting an NTSC modulator to your PAL Amiga 500 won't solve the problem. You'll also need to force the Amiga to run at NTSC (60Hz) frequency. There are a number of utilities which can do this, such as *60Hz*, *PowerUtil* and *Degrader*, though I can't say whether all (or any) of your software will work correctly if you do this!

Contact a PD library for such programs. *GW*

## JARGON BUSTING • JARGON BUSTING

**Guru** - A message from the Amiga system saying that a fatal error has occurred. The message includes two numbers which are of use to programmers trying to ascertain why their programs have failed.

**Kickstart** - The most basic and central part of the Amiga's operating system. These days it is held in ROM, so that it is immediately present when the machine is switched on.

**MIDI** - Musical Instrument Digital Interface is a standard devised by electronic instrument manufacturers, allowing a number of synthesizers to be controlled by a single keyboard or sequencer.

**NTSC** - National Television Standards Committee. This is the name for the TV colour coding system used in the USA and other countries. It has 525 lines, running at 60 fields and 30 frames/second.

**ROM** - Read Only Memory is used to store essential programs, such as Kickstart and many of the library routines. These do not have to be reloaded each time the Amiga is switched on because ROM retains its contents without power. No new information can be written to ROM, hence the name Read Only.

**ROM sharer** - A device which will hold more than one ROM (the chip in which Kickstart is stored) and enable the user to choose which version to use when the machine starts up.



**EMPTIES PLEASE**



A short while ago I was looking for a printer. I was going to buy a Star LC24-200

but soon changed my mind as I read about the BJ-10ex and its superior graphics capabilities. What's more, I read that there was a colour upgrade available from System Insight. I obtained details of the upgrade and bought the printer.

According to the sheet I received from System Insight I needed three empty BC-01 cartridges. It also stated that it could supply me with pre-filled cartridges containing the different colours needed. When I was about to order the kit I checked with System Insight about the pre-filled cartridges, and was told that it did not do them as it could not get hold of any. I was told that the only way I could convert my printer was to buy three black cartridges, empty their contents into another container for future use, clean them out with the cleaning fluid provided in the kit, and refill them with the different coloured inks.

Obviously I want to avoid buying more black ink which I do not need, and cannot afford. So do you know of anyone who can supply me with some empty cartridges at a reasonable price? Or can any of the readers help?

M Solomon  
3S Wentworth Avenue  
Wellingtonborough  
Northants NN8 5PE

Sounds to me like all the BJ-10ex owners are keeping their empty cartridges so that they can refill them. System Insight's suggestion would appear to be the only solution, but if anyone has an empty cartridge to spare, how about helping Mr Solomon out? JW

**THE ECS TRAIL**



Most program disks I have are protected by Virus Stomper V2, which informs me that

"ECS Chips are Detected." On a friend's machine, six months older than mine, it does not do this, although the 50/60Hz register switch works as I have used it. Now, I have bought an Action Replay Mk III cartridge. When I type "CHIPREGS" it lists out all the register offsets and their names. Some have "ECS" after them, but I have no record of them. What are they, how can I find out more, and how can I get my programs to detect if "ECS" chips are present?

G Wilson  
Holywell  
Clywd

It is highly likely that your friend's machine has only half of the ECS inside it. Commodore shipped Amigas with just the ECS Agnus chip long before it shipped them with the ECS Denise too. The reasons for this were that the Agnus chip allowed for 1Mb of Chip RAM, which was important with more modern graphics-intensive applications. You, on the other hand, have the full ECS chip set. The PAL/NTSC switch register you describe is in the Agnus chip, which is why it works on both machines.

The ECS registers are quite dangerous to use, and it is actually possible to blow up your monitor by tinkering with them. You can set some totally impossible video values using them and cause the display to lock. This can be a very expensive mistake indeed! I would not recommend tinkering with the ECS registers at all, as it is not necessary and you can cause genuine hardware damage. If, despite my warning, you still want to know about these registers, you can find information about them in edition three of the *Hardware Reference Manual*, published by Addison Wesley. This will also tell you how to detect if ECS chips are present. There are better ways of detecting the presence of the various custom chips - and they are legal, unfortunately you have to have 2.04 or above to use them. Under 2.04 you can examine the graphics base structure (which you get after opening the graphics.library) ChipRevBits0 which will have various flags set depending on which chips are present inside your Amiga.

In general you should avoid "poking" the hardware registers, as, should Commodore upgrade the Amiga range in the near future, then you might find incompatibilities. JS

**MAGIC OF GANDALF**



I have recently acquired a second-hand modem for a tenner. It's made by Digital Comms Ltd and is called Gandalf LDS120A. The back plate contains...

LDS120A E STANDALDNE  
PN 37S1ZZ  
W/N 240V MDD404  
L

Can I connect it to the Amiga? What lead will I need, and where can I buy one? What should the six dip switches be set to?

Ian Dutton  
Erdington  
Birmingham

It's quite probable that you can use this modem with your Amiga using a standard lead available from somewhere like Trilogic. As for the dip switches I would leave them as

they are. The only way to be able to find out what they are is to get in touch with Digital Comms. PH

**BIG GURUS**



a) I have an Amiga 1500 with a GVP Impact II HD controller with 8Mb of Fast RAM and a 52Mb Quantum HD, GVP Combo 33MHz accelerator with 4Mb of 32-bit Fast RAM and the new ECS and AmigaDOS/Workbench 2. I have included a SysInfo listing for the configuration.

The problem lies with some games and autobooting coverdisks. When I try to load them with the accelerator running, the disk won't boot up and I get a reboot or guru, usually 8000000B or 80000004, although I do get some others. I was wondering if it had anything to do with the Memory Management

Unit on the accelerator as most of the games that fall are advertised as running on A3000s, and although the A1500 with accelerator isn't fully compatible with the A3000 I would still have expected the disks to boot. This means that I have to run BDOT68000 from Workbench, to disable the accelerator, then insert the disks to boot in DFD:

b) I am using an Audio Engineer Plus II sampler connected via a parallel switcher. I use a set of phono cables to connect it to various audio equipment, but when I try to sample in stereo I get loads of noise. I've tried to adjust the bias control on the back of the sampler and put on the audio filter, but it doesn't help. I also tried connecting the leads to various outputs on my equipment from AUX outputs to headphone sockets. The noise is hardly audible when sampling in

**WHICH HARD DRIVE?**



I would like to purchase a hard drive and I was looking at the GVP Impact Series II type, because as far as I can tell this is the best. I have read that GVP is releasing this hard drive with an accelerator built-in, called the A530.

I would like to know a few things about the drive though, before I decide to buy it.

- a) Does the addition of a hard drive allow you to run 3Mb programs eg VistaPro on a 2Mb machine, or do you have to add the SIMM chips to expand the memory?
- b) Do the SIMM chips add memory to the Amiga or the hard drive?
- c) The GVP A530 Turbo HD is able to take 32 x 1Mb - 60 and 32 x 4Mb - 60 Simm chips but will it also accept the 1Mb x 8 SIMMs that the standard GVP hard drive takes?
- d) Does the GVP drive have auto parking heads, or do you have to do it manually?
- e) Does the hard drive have a pass-thru connector enabling the addition of other hardware such as the Action Replay cartridge or do you have to remove the hard drive?
- f) If you remove the hard drive, is the information stored on it lost, or is it retained for a period of time; if the latter is true, how long for?
- g) If you decide to add SIMMs does it invalidate any warranty on the drive?
- h) I have read that the A530 is 1Mb populated. Does this mean that it comes with 1Mb of SIMMs built-in?

Steven Innell  
Stratford  
London

- a) You will still need to add RAM to your system to run programs like VistaPro. All hard drives give you more storage space - you need extra RAM to enable you to run larger programs or run more programs at once. 3Mb of RAM is the minimum for a useable serious machine nowadays.
- b) RAM added to the hard disk controller is used by the Amiga not the hard drive.
- c) No, the GVP A530 will only take the expensive GVP 32-bit SIMMS.
- d) All the current GVP hard drives autopark.
- e) No, the GVP controllers do not have a through-port. The problem with through ports is that they are notoriously unreliable. You can buy an adaptor from Datel Electronics for £20 which will enable you to plug in both the Action Replay and the hard drive. The current Action Replay III has problems if you have more than 3Mb of RAM though.
- f) Hard drives, like floppy disks, should retain the data on them forever, apart from your drive breaking down or you accidentally deleting your data.
- g) No. You can add extra memory to all GVP products without invalidating the warranty, although it is best to ask your supplier to fit them for you if you are at all unsure of how to do this.
- h) The A530 has 1Mb of RAM chips soldered on to the board, so you can fit more SIMMS to increase this. JR

mono, but it's still there. Could it be the leads I'm using or is it the sampler? If it's the sampler, could you recommend anywhere I could get it repaired? I bought it through Silica Shop in Sidcup on a special order (it doesn't normally stock it) and I don't think that it will be able to repair it.

c) Could you recommend a good AmigaDOS manual?  
d) Finally, is it possible to connect the AS70 CD ROM to a A1500 via a Zorro II slot or SCSI port? If not, do you know if Commodore is releasing one for the A1500/2000.

Kevin Breldenbach  
Heme Bay  
Kent

a) There's no reason why games that work on the Amiga 3000 should fail on your system. The only thing I can think of is that the speed difference between a 25MHz and your 33MHz system is enough to upset the timing systems in the badly-written loaders of some commercial games.

b) Turn off your monitor when sampling. Some monitors give terrible noise when used with the Audio Engineer. I found that by turning off the monitor I got perfect samples. Make sure that no power cables are near the leads and try to keep the box away from the computer.

c) It depends on what you want to do with AmigaDOS. I use the manual that comes with the Kickstart 2.04 Upgrade pack, which is really good. *The Bantam AmigaDOS manual* (3rd edition) is good too.

d) No, the AS70 CDROM will only work in the Amiga 500. I have no idea whether CBM will release a version for the Amiga 1500/2000, but I hope it does. *JR*

**MIDI MATTERS**



I have a MIDI keyboard and an Amiga 500 with a hard drive. All I want to do is to put the two together so that I can play on the MIOI keyboard, score the music, display and edit it as a musical score and then finally print it out on to paper (both clefs). Is there any such package that will do this? I've already heard of Or T's *Copyist*, but I don't know where I can buy it. Can you suggest any alternatives?

GT Robinson  
St Annes On Sea  
Lancs

The first thing you need to buy is a MIDI interface to mate the Amiga and your keyboard together. These are available from most *Amiga Shopper* advertisers. Software wise Dr.T's *Copyist* is about the best scoring package available for the Amiga. It's

available from MCMXCIX which can be contacted on ☎ 071 258 3454. *JH*

**MULTIPLE CHOICE**



I'm looking at the possibility of setting up a multimedia system and I'm

considering purchasing an A600HO solely for this purpose because it is compact and has a hard drive already installed. I would also need to connect a digitiser to this (probably Vidi-Amiga) - is this possible with the A600 or would I have to digitise using my A500 and copy the results to my A600?

Could you advise me which multimedia package I should buy? My requirements are as follows:

- It must be able to use HAM and 32 colour IFF images, with on-screen text.
- It must contain a variety of coloured and easy to read fonts, preferably outlined and available in different sizes.
- It must be able to handle *Deluxe Paint IV* animation files.
- It must be completely mouse/trackball driven. I would prefer if the user need never come into contact with the keyboard while the screen is running.
- It would be advantageous if the package provided screen transitions accompanied with a variety of wipe/fade effects.
- It would help if there was control for external procedures written in AMOS so that I could scroll screens and include Bobs in my presentation.

Over to you, Shepper Guru.

JA Owen  
Holyhead  
Gwynedd

As you aren't saying just what you intend to do with this multimedia system of yours I'm left a little in the dark. However, if you think that a 20Mb hard disk (as fitted in the standard A600HD) will be enough for your application I would seriously ask you to reconsider. As soon as you have a few programs, fonts, graphics and animations on board you'll soon run out of space and you'll wish you'd been more sensible and got a bigger hard drive.

Even by compressing your programs, hard disks fill up unbelievably fast, however ruthless your management of them might be. On the other hand, if the A600HD is to be a stand-alone information centre, for instance, then 20Mb may suffice. An obvious alternative is to add a reasonably sized HD to your A500 - such as a GVP 52Mb, or see if you can buy a second-hand Amiga 1500 complete with hard drive. Of course, there's always the possibility

of using a RAM card in the PCMCIA slot, but these aren't in evidence yet.

Enough of the hardware problems and on to the software. I would have no hesitation in recommending *Scala VideoStudio 113* (which used to be *Scala 1.13*). Although it can't communicate with AMOS and use Bobs, it can scroll screens and use brushes, and it does everything else you ask for, and plenty more. OK, for constructing presentations it's not *entirely* mouse driven - but for my money there's nothing to touch it for power and flexibility, as well as ease of use. From a user's point of view, the presentation can be controlled completely by the mouse, so I think *Scala* is your best bet. It comes with a good selection of typefaces, wipes, backgrounds and other options and certainly represents good value for money.

Don't forget you'll also need to add at least a couple of megs more memory to the A600 if you want to play back reasonably sized animations and for *Scala* to be completely functional.

Lastly, the people at Rombo tell me that its new Vidi-Amiga 12 will work with the A600 and connects to the computer's parallel port and external disk drive port. It should be out by the time you read this and, of course, we'll have a review as soon as possible. *GW*

**2MB CHIP RAM?**



I've just sent my S00 away to ACS Electronics for upgrade to WB 2.04

and Kickstart 2 (after making adjustments to the motherboard I already had 1Mb Chip RAM) but one thing I can't work out is what expansion I need to take it up to

2Mb Chip? A 1.3 upgrade or a 2.04 upgrade board? When my machine returns it will have both Kickstarts fitted in a ROM shaver. I will also obviously need a clock fitted to the expansion board. I haven't seen a need to have the Super Denise fitted. Will this affect the conversion in any way?

A Rae  
Northallerton  
N Yorkshire

To upgrade to 2Mb of Chip RAM, you will need the DKB Meg-A-Chip board, which costs around £199 including the extra 1Mb of RAM. For the clock you will probably have to replace your 0.5Mb expansion for an expansion with a clock; I've not seen anyone selling the clock separately. *JR*

**MISSING BITS**



I have a couple of very serious problems with *Professional Page*

2.1, both involving fonts. My system is an Amiga 2000 fitted with a Solid State Leisure BS000 accelerator and 11Mb of RAM - 1Mb Chip, 8Mb Fast, 2Mb 32-bit RAM on the BS000.

I have been trying to print out fairly large characters for various posters and signs that I have been asked to do, typically letters and numbers between 500-700 points. Some are rotated on the page, all are solid filled black.

Everything is fine on-screen at all magnifications, as is printing out at resolutions up to 150 dpi. However, when I try to print the final versions at 300 dpi, everything goes disastrously wrong! All that gets printed are the outlines of the

continued on page 60

**JARGON BUSTING • JARGON BUSTING**

**AmigaDOS** - Part of the collection of programs in the operating system that take care of the general running of the machine. AmigaDOS concerns itself with device-handling: control of the keyboard, basic screen output, disk drives, printers and so on.

**Chip RAM** - The area of the Amiga's memory directly accessible by the custom graphics and sound chips. Originally a maximum of 512K, newer machines fitted with the fatter Agnus graphics chip can access 1Mb, enabling smoother animations and more screens to be displayed at once. The new A600 comes with an Agnus chip capable of addressing 2Mb of Chip RAM.

**Fast RAM** - Any extra memory which is not Chip RAM. The custom chips cannot access it; since such accesses to Chip RAM can block out the central processor and slow down its own accesses, Fast RAM is faster.

**HAM** - Hold And Modify Is an Amiga graphic mode allowing all 4096 colours to be displayed at once, with certain restrictions.

**IFF** - Interchange File Format is a means by which data from different graphics or sound sampling programs are saved in a compatible way. It allows data to be exchanged between programs very easily.

AMIVISION SOFTWARE PRESENT A POWERFUL,  
EASY TO USE DATABASE FOR ALL AMIGA OWNERS.

# PowerBase v3.20

PowerBase combines both user-friendliness with hundreds of powerful features. Pull down menus and a Video Cassette Recorder style control panel help make this one of the most easy to use programs ever seen on the Amiga. Requires 1MB of memory.

## The POWERful dataBASE system

- ★ Up to 10,000 records on a 1Mb Amiga
- ★ Easy to use thanks to pull down menus & a V.C.R style control panel
- ★ 7 Field types, including the ability to include IFF pictures (even in HAM mode) and unlimited length text documents within your records
- ★ Lightning fast search (2 types), sort (3 types) and filter facilities
- ★ Label printing, reporting and many other printer options
- ★ Design an unlimited number of layouts (forms) for your files
- ★ Don't trip over any of PowerBase's features!
- ★ Hard disk installation utility and many additional utilities
- ★ Other features include: timed autosave, many preferences (including a printer preferences section), add/edit fields at any time, record calculation, key macros, keyboard shortcuts, password protection, auto capitalisation, and much more all from one integrated package.

"An essential purchase"  
Mr T Wagstaff, Mansfield

"the finest example of  
business software to  
date."

"incredibly easy to use."  
CU AMIGA

"an excellent product."  
Mr R Sharp, London

"Easily the best  
database I have ever  
used and at a  
ridiculously low price"

Mr C J Stone, Sicily

## Complete with user manual for just £9.95

Please make cheque/postal order payable to S.Rennocks.  
Price includes postage & package. Compatible with all Amiga machines.

## FREE + FREE + FREE + FREE

We are so confident that you will like PowerBase v3.20 that we are offering a free compilation disk to everyone that sends us a S.A.E.

This compilation disk contains fully working demos of PowerBase v3.20 and Formula One Challenge, a four player formula one management game, together with Word Power, a complete spelling checker, crossword/anagram solver etc.

(Dept.AS), 1 Cherrington Drive, Great Wyrley, Walsall WS6 6NE

# ★ NEWS FLASH ★

ATTENTION ALL COMPUTER OWNERS  
THE FOLLOWING INFORMATION WITH SERIOUSLY  
IMPROVE YOUR LIFE

Are you considering buying a modem? Have you recently bought a modem? We have put together an information package that will save you from hours and hours of frustration and will save you pounds and pounds in wasted phone calls.  
Send for your free up to the minute information package.

## CRYSTAL CONCEPTS (AS)

50 Lanes Avenue, Wigan, W82 4PG. Tel: 01942 22187  
The information package we will send you will change your life forever

# BJ10/130 Fonts

Got a Canon bubblejet? Bored with printing text in "Times"?  
Desperate for a "new look" for your letters, but find that graphics printing is sooooooo slowoooooo?  
Well now you can change the mood of your Canon whenever you want!

Download any of the 20 easy to use Softfonts in this package (it takes just 9 seconds!) and then watch your printer take on a new lease of life!  
-Helvetica - Bocklin - Star Trek - and many more .....  
We even supply programs to let you design your own fonts, or convert your favourite Workbench fonts in minutes.

\*Compatible with: ALL Amigas. (Convert program. uses bitmap fonts)

Please make cheques payable to:

J. Tamin  
11 Highwell Gardens  
Felling  
Tyne & Wear NE10 0NB

Only:  
£14.99

## AUTHORISED DEALER FOR \* AMIGA \* STAR \*

### AMIGA (UK MODELS ONLY)

Amiga 1500 DOUBLE with 1.3 AND 2.04 ROMs Mouse Switched.....	£579.00
Amiga 1500 PLUS with Kickstart 2/WB 2 & S/WARE.....	£539.00
Amiga 600 + Game + DPaint 3 & On-site Maint.....	£279.00
Amiga 600HD with 20Mb Drive & On-site Maint.....	£429.00
8Mb RAM Board for A2000 Pop 2/4/6/8Mb.....	£139/189/239/289
Supra RAM 500FX 8Mb for A1000/A500/Plus Pop 2/4/8Mb.....	£129/199/359
A2385 20MHz 286SX Bridgeboard (NEW).....	£429.00
A1500/2000 Vortex 25MHz 386SX PC Emulator.....	£419.00

### PRINTERS

Star LC-20.....	All printers.....	£135.00
Star LC-100 Colour (NEW).....	include a free.....	PHONE
Star LC-200 Colour.....	parallel cable.....	£195.00
Star LC24-20.....	.....	£199.00
Star LC24-100 (NEW).....	.....	PHONE
Star LC24-200.....	.....	£19.00
Star LC24-200 Colour.....	.....	£289.00
Star StarJet SJ-48 Bubble Jet.....	Near Laser Quality!.....	£229.00

### MONITORS (Incl Leads)

Phillips BR33-II + Lotus Turbo Challenge 2 & On-Site Maint.....	£209.00
Commodore 1084S-D2.....	£229.00
Commodore 1960 Tri-Sync Hi Res.....	£435.00

### DISK DRIVES

Rodite Super Slim Amiga Ext. 3.5".....	p&p £2.....	£59.95
A2000 Internal 3.5".....	p&p £2.....	£59.95
A500 Replacement Internal 3.5".....	p&p £2.....	£59.95

### MISCELLANEOUS

Delta Pi ROM Shaper - MOUSE CONTROLLED.....	free p&p.....	£19.99
AllaScan Plus Hand Scanner 256 Grey Scale.....	p&p £2.....	£139.00
AllaScan Plus with OCR software.....	p&p £2.....	£249.00
Commodore A2320 Display Enhancer.....	p&p £2.....	£219.00
KCS PC Board for A500 inc MSDOS 4.01.....	p&p £2.....	£199.00
KCS PC Board for A500 without MSDOS.....	p&p £2.....	£179.00
KCS A2000 Adapter.....	p&p £1.....	£69.95
Alla-Data Mouse with Mat and House.....	p&p £1.....	£19.95

### CHIPS

Kickstart V2.04 ROM for A500/2000.....	free p&p.....	£35.00
Kickstart V1.3 ROM for A500/2000.....	free p&p.....	£25.00
Super Denise 8373 (For New Graphics Modes).....	free p&p.....	£30.00
1Mb Fast Agnus 8372.....	free p&p.....	£35.00
GA Chip 8520.....	free p&p.....	£12.00
1Mb SIMMS for GVP/Rochard Drives.....	free p&p.....	£25.00
2Mb OIPS for SupraRAM 2000.....	free p&p.....	£50.00

ALL PRICES INCLUDE 17.5% VAT. CARRIAGE £7  
Prices subject to change without notice. E. & O. E.

## Amiga 600 New Packs!

A6DD Wild, Weird & Wicked Pack £329  
A6DDHD Epic Pack with 2DMb Hard Drive £469  
(Prices include On-site Maintenance)

## GVP A500 Peripherals

HD8 + 52Mb with 8Mb RAM Potential £329  
HD8+ 120Mb with 8Mb RAM Potential £429  
HD8 +286 PC AT Emulator £185  
A530 52Mb Accelerator & Drive £669

## GVP A2000 Hard Drives

HC8+ 42Mb with 8Mb RAM Potential £265  
HC8+ 85Mb with 8Mb RAM Potential £315  
HC8+127Mb with 8Mb RAM Potential £365

## GVP A2000 Accelerators

G-Force 030 25MHz 1Mb RAM £559  
G-Force 030 25MHz 1Mb RAM 42Mb HDD £745  
G-Force 030 40MHz 4Mb RAM £789  
G-Force 030 40MHz 4Mb RAM 42Mb £975  
G-Force 030 50MHz 4Mb RAM £1115  
G-Force 030 50MHz 4Mb RAM 42Mb £1299

Call for Prices on Larger Drives

# Delta Pi Software Ltd

8 Ruswarp Lane, WHITBY, N. Yorks YO21 1ND  
TEL/FAX: 0947 600065 (9am - 7pm)

VISA

MasterCard

continued from page 58

boxes on the page. Sometimes I get just parts of the page printed out, but with it being badly corrupted - that is, text not where it should be.

Is this rather serious bug present in *Professional Page 3.0*? If it is - or at least if you are not sure - will buying a PostScript laser printer solve the problem?

Now to my second problem. Recently there have been a number of companies offering disks of cheap Compugraphic typefaces. I jumped at the chance of more typefaces, and bought both Volumes 1 and 2 from George Thompson Services to add to my collection.

Unfortunately, after copying all the fonts to the CGFonts: assigned directory of my hard drive, and running the supplied 'CGUpdate' program, I find that I am unable to use them all. The Select Typeface requester gives me a maximum of only 64 typefaces to choose from, excluding Bold and Italic font variations, but there are at least 85 typefaces in my CGFonts: directory. Halp! Is this a bug or serious limitation with *Professional Page 2.1*, or have I done something wrong? If the problem is *Professional Page*, will version 3.0 allow more typefaces to be used?

Stuart Davls  
Langley  
E Sussex

Your first problem is well known. Both *PageStream* and *Professional Page* are notorious for this problem. Blame has been thrown about all over the place, from AGFA to Soft-Logik to Gold Disk to Commodore... but at the end of the day it appears to be a bug in AGFA's Compugraphic format.

The problem was more marked in version 1.3 of *Professional Page* (and *PageSetter II*), which used an earlier implementation of the Compugraphic format and where you couldn't guarantee the dot-matrix output of any font much over 90 points.

**JARGON BUSTING • JARGON BUSTING**

**C** - A compiled language designed primarily for systems programming. It was used to write much of the Amiga's operating system, and is used in the writing of many Amiga applications.

**CAD** - Computer Aided Design applications provide designers with the graphical facilities to design buildings, circuit boards, and so on.

**Compugraphic fonts** - Rather than a simple bit mapped image of each character, which grows more jagged with magnification, a Compugraphic font represents the shape of each character within as a mathematical equation. Consequently, as the magnitude of the character is varied in printing, no information is lost and the result always looks smooth.

**Digitiser** - A device which takes the analogue information taken by a source such as a video camera and converts it to digital screen information for use by a computer.

**Serial port** - An interface port at the back of the Amiga, used mainly for connecting to a modem for communications purposes. Sometimes used for printers. With the serial port, data is sent one binary digit at a time (one eighth of the speed of the parallel port, which is more usually used for connecting to a printer).

AGFA was supposed to have fixed it, but I find that things start going awry at about 250 points at 360 dpi in *Professional Page 3.0*. The *PageStream 2.2* Addendum manual acknowledges the problem, and says it happens to Compugraphic characters approaching one inch tall.

The solution, as you have guessed, is a PostScript printer; the problem will completely go away.

But if you are going to buy a PostScript printer keep in mind that you'll need at least 2Mb of memory inside it, and that Adobe PostScript will be a safer bet than any particular manufacturer's 'compatible' implementation.

I had no idea that *Professional Page 2.1* had a 64 typeface maximum in the requester; there's nothing in the manual about it and I don't have my old version any more so I can't check it out.

I've been using version 3.0 for some time, and I have more than 200 typefaces in CGFonts:; all of them listed in the Typeface requester, so it was a limitation, it isn't any longer. *JW*

**ACCELERATOR QUEST**



Can you tell me the cheapest price of a 68010 CPU, 8 and 10MHz versions, and the 68020 board, and where I can get them from?

Daniel Simpson  
New Cublington  
Leamington Spa

Firstly, it does not matter whether you get an 8, 10, 14 or 16MHz version of the 68010 chip, as regardless of this it will run at 7.14MHz. The 68010 processor at 7.14MHz is slightly faster than the 68000 chip at the same clock speed. 68020 boards start at around £200. It's best to talk to your local dealer about which accelerator might be best for you. I would recommend that if you are planning on spending more than £200 on this that you look at boards from GVP's excellent range. *TS*

**FACTS ON FAX**



I've been wanting to buy a modem for ages and now have the money to buy one. So I bought *Amiga Shopper* knowing there would be something in it about modems.

I came across the new *Supra Fax Plus* modem with up to 9600 bits per second. I want to know whether, when my computer is off, the fax modem holds the information till I call it up. I also want to know everything and exactly what the fax facility does. Eg: If I'm on the modem using it, can the phone still be used, ie receiving calls or dialling out (we only have one phone plug, but we have got an adaptor that splits one

socket into two).

I would appreciate this information and any other information I need to know about the fax modem before I buy it.

Tristan Boger  
Aberdeenshire

Firstly, the *Supra Fax Plus* is an excellent modem, well worth the money so you've made the right choice. The fax part of the modem will only work when the computer and modem is turned on and running some software (which should come with the modem). When someone wants to send you a fax the phone will ring just like any other call but if your modem is on the line, and the software is running, it will answer the phone and receive the fax.

If you are using the modem on a phone line, either dialling out or receiving a call, the line can't be used by anyone else. It's exactly the same as phoning your friend; someone else can't use a different phone on the same line to call someone else at the same time. The splitter you have will enable you to keep your modem and a phone plugged in at the same time, but that's all.

Essentially, modems are just like a normal phone, they work in similar ways, and cost the same to use. *PH*

**DTV ON THE PC?**



I have decided that a computer would help me in my various hobbies (as well as being a hobby in itself). Being new to computers, apart from some interesting times with a ZX81 when they first came out, I am unsure what is best for my applications, a PC or an Amiga. Here is a list of my requirements...

- a) I need a card file system to list and locate magazines, possibly a 'keyboard search' facility.
- b) A card file similar to point (a) but for handling 32mm slides.
- c) A word processor for letters and reports to a club magazine.
- d) A facility to draw and print out engineering and electrical/electronic drawings for hobby use.
- e) The ability to produce 3D drawings and view them at different angles.
- f) I also want to be able to scan in magazine articles so that they can be read from the monitor screen rather than from the magazine. It would be nice to be able to link this in with the database program mentioned in point (a). Is it possible to use a camcorder for this rather than having to spend out £100 or so on a hand scanner?
- g) I also want to title home videos and possibly dissolve/fade/wipe/

**GERIATRIC WORKBENCH**



When trying to run *PowerPacker* it says that my version of *Workbench* and *Kickstart* are not high or new enough. As *Kickstart* is loaded from disk on the A3000, can you tell me where to get the latest version? My current version is *Workbench 2.00* and *Kickstart 46.68*.

MJ Hamden  
Stamford  
Lincs

Good grief! That is a very old version indeed. The current release version of *Workbench* is 2.05, which is *Kickstart* 37.175 on the A3000, and *Workbench* 37.67 or higher. Your dealer will be able to provide you with the upgrade you require, or as a last resort you could ring Commodore and grovel to the people there. *TS*

superimpose titles over the top of an image. I understand that I will need a genlock for this.

h) A video editing suite such as Syntronix *Editman* or *VideoPilot*. Are there any cheaper alternatives available?

i) Animation and morphing which can be downloaded on to video tape. I suspect that the hardware required to do this will be expensive.

I have been involved in home video production for some time now and I regularly buy video magazines. Although they all seem to mention the Amiga and Maze Software, none of them mention the PC. Reading the specs of the Amiga and PC, it seems to me that the PC is the more powerful machine as a similar priced PC has a faster processor. I have also been told that the Amiga needs lots of extra RAM and a processor accelerator to handle the sort of tasks that I've detailed above. Is this true? Finally, do I need a monitor for the Amiga or will a TV suffice for the sort of applications that I've detailed?

**D Wild Woodley Stockport**

Having analysed your requirements, it seems pretty obvious to me that the Amiga is your only choice. Although the price of PCs has dropped substantially, the cost of the software and hardware that you will need to run the sort of applications that you have mentioned is astronomical on the PC. Take genlocks for example - a pretty well endowed Amiga genlock can be picked up for under £100 these days whereas PC genlocks are still a couple of hundred pounds for even a very basic unit.

Sure, the PC has a faster processor, but the Amiga's processor is more than adequate for your requirements. You really don't need to splash out on a processor accelerator unless you plan on getting involved in heavyweight DTP or 24-bit graphics work - whoever told you that you need a processor accelerator to word process on the Amiga needs shooting! Anyway, here's a list of the sort of products you should be looking at based on your requirements.

a) The vast majority of databases will handle your first requirement with both hands tied behind their backs! Even a public domain database such as *AmiBase III* will be more than adequate.

b) Unless you actually intend storing the slides in graphical format, the same database that handles requirement 1 will also handle this. If you need to handle graphic images as well, then something like *Super*

## CASE FOR CONVERSION



In the June 1991 issue of *New Computer Express* there was a review of a case conversion kit for the A500 called the 'A1500' which was produced by a company called Checkmate Digital. This kit enabled you to strip the guts out of an A500 and fit them inside a solid steel casing which provided a separate keyboard and - more importantly - more room for expansion.

Since that date though, I have not seen the A1500 advertised. Is it still available? Alternatively, are there any other kits available of this kind?

Anon

As far as I'm aware, the A1500 case conversion kit is no longer produced. Instead, Checkmate (the company responsible for the A1500) has started to market a vastly enhanced version called the Hi-Q system based around an 'off the shelf' PC tower system casing. To be perfectly honest, I was never really that impressed by the original A1500 but the Hi-Q Tower is a totally different ball game altogether. It is far more expandable and actually looks quite nice (unlike the A1500!). Checkmate can be contacted on ☎ 071 923 0658. *JH*

*Base Professional* is the best bet.

c) Unless you intend writing very large documents, any Amiga word processor will handle the task of writing letters and reports. Why not try *Kindwords 3*?

d) What you need is a CAD package. By far the best 'budget' CAD package available for the Amiga is *X-CAD 2000* from Digital Multimedia Ltd. It costs £129 and is available from DML on 081 977 1105. You may well be surprised to learn that *XCAD* running on a standard Amiga is faster than *AutoCAD* (the PC's top CAD package!) running on a 386 PC. Who ever said Amiga applications are slow?

e) *X-CAD 2000* will also handle this task too. The latest release of *X-CAD* includes a 3D modeller that lets you turn 2D CAD drawings into 3D objects.

f) Even on a PC, you'll need a video digitiser (costing around £100) to use a camcorder to 'digitise' the pages of a magazine into your Amiga. A much better bet is a hand scanner such as 'PowerScan 2' from Power Computing which costs just £99. Hand scanners produce a much more even scan than a digitiser.

g) The reason why video magazines don't mention the PC but rave on about the Amiga is simply because the Amiga is the best machine there is for this sort of work. The choice of video software available is second to none. If your budget is tight, I would advise you to buy the Roctec RG300C genlock which comes as standard with fade and dissolve controls. Better still, these are available for as little as £75 these days. Just check out the adverts in *Amiga Shopper* for the best deal. Software-wise, your best bet is *Scala 500* from Silica Systems.

h) The cheapest video editing suite I've seen for the Amiga is Gold Disk's *Video Director* package. This connects to most LANC-equipped video decks and cameras and

virtually automates tape assembly. It costs £130 and is available from Silica Systems on 081 309 1111.

i) The best budget package available for animation and morphing is *Deluxe Paint 4*.

Once again, scan the adverts within this issue for the best pricing. Hope all this information helps you in your endeavours! *JH*

## 2ND HAND MONITOR BLUES (PART 1)



Perhaps you can help. I recently purchased an Olivetti colour monitor (model CDU

1200) and wondered how to connect it so that I can use it with my Amiga 500. I have no manual and therefore do not know the wiring of the 25-way D-plug on the rear of the monitor, or what kind of lead I need.

I know you must get a lot of mail, but a personal reply would be very much appreciated. I look forward to hearing from you soon.

**P Jones Runcom Cheshire**

Thanks to Olivetti's helpful and knowledgeable PC Helpline (☎ 0908 690790) I have some news which isn't going to please you, Mr Jones.

I'm afraid to say that the CDU 1200 was designed to work with Olivetti's MP24 PC and will only really function properly when connected to this machine, as it needs a proprietary controller to drive it correctly, being a CGA-type monitor. The highest resolution it could have (there were 2 different models) is 512 x 256, which wouldn't be particularly good with your Amiga.

Olivetti suggests that your best option may well be to advertise your monitor for sale in a PC magazine, as these monitors do still change hands. *GW*

## SHARED SERIAL PORT



A friend and I are currently writing a multi-user game in AMOS. At present we can successfully play with two users at one time having one on the Amiga and one on a terminal in the serial port. The question is, how can we have more than one user on the serial port, ie we want to have about 6-8 incoming lines on modems. I've heard of this sort of thing being done on A1500s by use of cards but I've never seen or heard of such a piece of hardware for the A500. I hope you have a positive answer for this as I don't want to have to buy an A1500.

**Matthew Walker Reigate Surrey**

The Amiga 1500 can do this sort of thing with the Commodore A2232 multi-serial port card, which for under £200 gives you 7 more serial ports. You may be able to do something similar on the Amiga 500 with the *Ami-Net* hardware and software, available from Applied Systems and Peripherals, allowing you to link many Amigas up in a network. It's not fast, but it might be ideal for your needs. You'll have to work out how to program it in AMOS; it may be rather tricky without some machine code. *JR*

## PICTURE FORMATS



I am currently writing a graphics program in 'C' and need to know the format of bitmap and CG font files. It would also be nice to know the format for TIFF, GIF and other alien picture file formats. (I know the IFF ILBM format.)

Could you either briefly tell me about the font file formats or about any books which would help me to make use of them. A general book detailing many useful file structures (and system structures not detailed in the intuition guides, etc) would also be very useful.

**Tobin Deiling Whippingham Isle of Wight**

Unfortunately the information you are after is very extensive, and certainly beyond the scope of this reply. Even more unfortunately it's also beyond the scope of one book! Well, that's not entirely true, although to find information on TIFF, GIF and other foreign picture file formats you will need to buy a PC book about this. There are a number of publications available, some dedicated entirely to

continued on page 66



# AMIGA A600 THE WILD, THE WEIRD AND THE WICKED PA

## CUSTOMER CHARTER

INDI Direct Mail is original and very exciting. Before you buy mail order you must first be confident that you will receive the product you've ordered and that the supplier will still be there in the future, should you need them.

A mail order purchase from INDI is a safe and secure decision, and here's why.

INDI is a wholly owned subsidiary of a public company now in its tenth year of trading and specialising in the supply of computer products.

With a turnover approaching £30 million per annum, we have the resources and the purchasing power to offer you the best deals, deliver them next day nationwide and always be around when you need us.



12 MONTHS AT HOME SERVICE

Once again Commodore have put together a winning theme pack to complement the already popular Amiga A600. The Wild, the Weird and the Wicked Pack is an ideal starter pack containing a considered mix of software making the most of the Amiga's amazing capabilities. To make this pack a perfect gift INDI have added a further four award winning games and a staggering list of valuable extras totally FREE of charge. Also included at no extra cost to you are the latest 'Zapsac' carry case and Zappa T-shirt. Crucial Amigo accessories. Impressed. Who wouldn't be.

- Amiga A600 single drive
- Built in TV Modulator
- 1Mb memory
- Push Over Silly Putty
- Grand Prix Deluxe Paint III
- Mouse and Manuals

### INDI VALUE ADDED FREE

- Micro Switch Joystick £9.99
- Lockable Disk Box £9.99
- Disk Wallet £12.99
- 10 Blank Disks £5.99
- Kick off 2 Pipemonia
- Space Ace Populus £122.59
- Zapsac Carry Case £12.99
- Zappa T-shirt £8.99

TOTAL £183.46

**INDI PRICE**

**£339.99**

- Zapsac Carry Case
- Zappa T-Shirt



## SALES AND SUPPORT

The INDI sales team have been trained to take your order with the utmost care and efficiency. All stock offered for sale is held in stock, centrally at our group warehouse complex and is available for next day delivery, direct to your home or business. If at any time we are out of stock your money will not be banked until the product is available (a point worth checking should you feel tempted to purchase elsewhere).

General information regarding product is available from our sales team, however technical support is always on hand should you need assistance.

All prices quoted are inclusive of VAT.

### INDI TELESALLES

Tel 0606 43860 Fax 0606 43825

## DESPATCH

All orders received by 6pm Monday to Friday are despatched that day for next day delivery using our national carrier - Securicor. (UK Mainland only). Saturday deliveries are available at a small surcharge. If you are out when we deliver a card will be left of your home telephone number. A phone number to arrange a convenient re-delivery.

Delivery queries can be resolved immediately using our on-line computer. All orders are despatched on a next working day delivery basis. Cheque orders are despatched immediately on cheque clearance, usually 10 working days from receipt. A delivery charge of £5.00 is made per item unless otherwise stated.

## AMIGA A600 HD (HARD DISK) EPIC PACK



12 MONTHS AT HOME SERVICE

EPIC by name... definitely by content. Commodore's talent for pack creation has never been better. The software included in this pack: EPIC, Rome, and Myth totally exploit the stunning features of the Amiga A600. Add to this Trivial Pursuits language lab edition (playable in 3 languages), Amiga Text (Wordpro) and the now standard graphics package: Deluxe Paint III for serious/educational applications and you'll start to realise just how dynamic this pack is. As with all products supplied by INDI, we have added our extra dimension to an already incredible offer (see below for INDI Value Added Pack totally free of charge)

- Amiga A600HD (Hard Disk)
- Built in TV Modulator
- Mouse and Manuals 1Mb Memory
- EPIC, Rome, Myth, Trivial Pursuits (language lab edition), Amiga Text, Deluxe Paint III.

### INDI VALUE ADDED FREE

- Microswitched Joystick £9.99
- Lockable Disk Box £9.99
- Disk Woller £12.99
- 10 Blank Disks £5.99
- Kickoff 2 Pipemonia
- Space Ace Populus £122.59
- Zapsac Carry Case £12.99
- Zappa T-Shirt £8.99

TOTAL £183.46

**INDI PRICE**

**£479.99**

- Zapsac Carry Case
- Zappa T-Shirt



## AMIGA 600

### A600 Single Drive PACK INCLUDES

- D. Point III
- Mystery Game Plus
- Kickoff 2
- Pipemonia
- Space Ace
- Populus
- Zapsac Carry Case
- Zappa T-Shirt

**INDI PRICE**

**£289.00**

WHILE STOCKS LAST

## 1084'S COLOUR/STEREO MONIT



Commodore's own Amiga Monitor. Designed solely for use with the Amiga range of computers. With its ergonomic design, Hi-res graphics display and stereo sound capabilities, the 1084'S will really bring your Amiga to life.

Apart from offering this product at a very competitive price INDI are including two great software products totally free of charge

**INDI PRICE**

**£189.99**

### INDI VALUE ADDED FREE

- Days of Thunder (Driving Simulation) £19.99
- Night Breed (an alternative exciting game) £19.99





AMIGA CDTV

THE MULTIMEDIA COMPUTER

TOTAL HOME ENTERTAINMENT SYSTEM

MONITOR NOT INCLUDED



GOLDSTAR 14" REMOTE TV/MONITOR FEATURED AVAILABLE SEPARATELY AT £179.99

**FREE!**

**MULTI MEDIA**  
Fred Fish CDTV (1.660PD) £29.99  
Lemmings CDTV £34.99

**AMIGA**  
Pipemania • Populous  
Kickoff 2 • Space Ace  
£122.52

**AUDIO**  
Blues Brothers (CD Audio) £12.99

The problem with any new product is that it always takes time for everyone to realise its full potential. CDTV is no exception and in our opinion everything we have read does a pretty poor job of explaining just what CDTV can do and why it is so exciting.

THE INDI GUIDE TO CDTV

**IT'S A CD PLAYER** —Yes, it will play all your Primal Scream, Pavaratti, Pink Floyd and any other CD you care to mention in superb high quality stereo, with remote infra red control.

**IT'S AN AMIGA** —Plug in the keyboard, switch on the external disk drive and the colossal range of inexpensive Amiga software can be used on your CDTV.

**IT'S A MULTIMEDIA SYSTEM** —Just imagine, stera sound, images and text all on screen. It asks a question, you respond, it responds — truly interactive! Each CD disc holds hundreds of megabytes of data with instant optical access. The whale of Hutchinsan's Encyclopedia fits anta 1 disc. This interactive system is a unique aid for Education, Business or Leisure. The future is here!

PACK CONTENTS AS STANDARD

- Amiga CDTV Player
- CDTV keyboard
- CDTV 1411 3.5" Disc Drive
- CDTV Infra red remote controller
- CDTV wired mouse
- CDTV Welcome Disc

- Manuals
- Fred Fish CDTV
- INDI VALUE ADDED**
- Lemmings CDTV (£34.99)
- Blues Brothers (£12.99)
- Pipemania, Populous, Kickoff 2, Space Ace (£122.52)

CDTV CONNECTS DIRECTLY TO YOUR TV SET



**INDI PRICE**

**£489.99**

Books, magazines and television have long been a source of information. CDTV technology combines their qualities and makes seeking out that information easy. The CDTV comes complete with a Welcome Disk and Fred Fish PD Disc.

INDI are also adding the addictive Lemmings Game and Hutchinsons Encyclopedia totally free of charge.

PACK AS STANDARD

- Amiga CDTV Player
- Infra Red Remote Controller
- Welcome Disk
- Fred Fish PD Disk



INDI VALUE ADDED FREE


- Lemmings £34.99
- Hutchinsons Encyclopedia £49.99

**INDI PRICE**

**£379.99**

AMIGA CDTV

STARTER PACK



CDTV

SOFTWARE



If you already own a CDTV or are just about to purchase one you'll be pleased to know that INDI stock probably the largest and most comprehensive list of CDTV software in the country. Below is a list of top selling titles we are offering at very competitive prices. For more details please phone our sales team. (Prices include postage).

ENTERTAINMENT

- Battle Chess 34.99
- Classic Board Games 29.99
- Defender of the Crown 24.99
- Defender of the Crown II 29.99
- European Space Simulator 29.99
- Falcon 44.99
- Power Pinball 24.99
- Psycho Killer 24.99
- Sim City 24.99
- The Curse of Ra 24.99
- Tie Breaker Tennis 24.99
- Trivial Pursuit 45.99
- Ultimate Basketball 24.99
- Wroth of the Demon 24.99
- Xenon 2: Megablast 24.99

EDUCATION

- A Bun for Barney 24.99
- Asterix Black Gold French I 31.99
- Asterix Black Gold French II 31.99
- Asterix Black Gold Spanish I 31.99
- Asterix Black Gold Spanish II 31.99

ARTS & LEISURE

- Advanced Military Systems 24.99
- Fruits, Vegetables & Herbs 31.99
- Gorden Plants 19.99
- Women in Motion 14.99

REFERENCE

- Complete works of Shakespeare 24.99
- Guinness World of Records 31.99
- Electronic Cook Book 34.99

MUSIC

- Karaoke Hits I 14.99
- Karaoke Hits II 14.99
- Music Maker 31.99

**SAVE £££'s  
on this offer**

**AMIGA 1500**

**DEALS**



**EXCLUSIVE!**



The A1500 is the ultimate home computer for the whole family and is designed to cover every computing requirement. INDI are able to offer you exclusive deals on this outstanding product in various configurations and bundles (see options on opposite page). All configurations come complete with the following software and accessories:-

**FEATURES:**

- Fully functional keyboard with numeric pad separate from CPU
- Includes 2x3½" disk drives as standard with 5¼" Disk Boy.
- Integral memory and card expansion capabilities (most cost effective expansion route)
- Work bench 2.00 and Kickstart 2.04.

**CONTENTS:**

- Keyboard, mouse, reference manual, Puzznic, Toki, Elf (Gomes), DPoint III (Graphics Package), Home Accounts, The Works (Platinum edition: Wordpra, Spreadsheet, Database) Joystick

**AMIGA 1500 FEATURED**

(see photograph above)

- 52 Mb SCSI Hard Disk
- 1084'S Monitor & PonoSonic KX-P2123 24 pin colour printer.

**INCLUDED FREE**

Amigo Vision, Nightbreed, Doys of Thunder, Wordworth Worth £268.99

**INDI PRICE**

**£1159.99**



**Panasonic Quiet Colour Printing**



We researched the colour printer market in great depth to find a colour printer good enough to cope with Amigo's powerful graphic output, yet at an affordable price.

We found the perfect printer in the Panasonic KX-P2180 + KX-P2123 quiet printers.

We then considered that if you were going to buy a Panasonic printer, you would probably need a quality word processing package to use with it. We found that too, in 'wordworth', yet at a retail price of £129.99 we thought that might be a little too expensive on top of your printer purchase! So together with PonoSonic we decided to give a copy of 'wordworth' free with every Panasonic printer. How's that for added value?

**PANASONIC KX-P2180**




The new PonoSonic KX-P2180 9 pin quiet colour printer. Produces crisp clear text in mono or in 7 glorious colours with new quiet technology. The new KX-P2180 is typically 15dBA quieter in operation, than the competition.

- **Fast Printing Speeds** 192CPS Draft and 38 CPS NLQ
- **Colour Printing** 7 colour palette (blue, red, green, yellow, violet, magenta and black)
- **QuietPrinting** Super quiet 45-48dBA sound level (most matrix printers are typically in excess of 60dBA)
- **6 Resident Fonts** Over 6,100 type styles using Courier, Prestige, Bald PS, Roman, Script and Sans Serif Fonts
- **3 Paper Paths** Paper handling from bottom, top and rear for total flexibility
- **1 Year Warranty** For total peace of mind

**INDI PRICE**

**£199.99**

**PANASONIC KX-P2123**



The new high performance PonoSonic KX-P2123 24 pin. Quiet colour printer offers leading edge quiet printing technology at an affordable price.

- **Fast Printing Speeds** 192 CPS draft, 64 CPS LQ and 32 CP SLQ.
- **Colour Printing** 7 colour palette (blue, red, green, yellow, violet, magenta and black)
- **QuietPrinting** Super quiet 43.5-46kBA sound level (most matrix printers are typically in excess of 60dBA)
- **7 Resident Fonts** Over 152,000 type styles using Super LQ, Courier Prestige, Bald PS, Roman, Script and Sans Serif Fonts
- **24 PIN Diamond Printhead** High performance and high quality output
- **1 Year Warranty** for total peace of mind.

**INDI PRICE**

**£229.99**



<b>AMIGA 1500</b> (Amiga Vision, Worth £99 FREE)	<b>£499.99</b>
<b>AMIGA 1500 + 52 MB SCSI Hard Disc</b> (inc. Amiga Vision worth £99 FREE)	<b>£749.99</b>
<b>AMIGA 1500 + 1084'S MONITOR</b> (inc. Amiga Vision, Days of Thunder, Nightbreed worth £138.99 FREE)	<b>£699.99</b>
<b>AMIGA 1500 + 1084'S + PANASONIC KX P2123 PRINTER</b> (inc. Amiga Vision, Night Breed, Days of Thunder, Wordworth worth £268.99 FREE)*	<b>£929.99</b>
<b>AMIGA 1500 + 52 Mb SCSI Hard Disk + 1084'S MONITOR</b> (Amiga Vision, Night Breed, Days of Thunder worth £138.99 FREE)	<b>£929.99</b>

**\* WORDSWORTH — COMPLETELY FREE!**

**WITH PANASONIC QUIET PRINTERS**

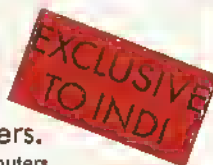
The writers choice. The ultimate word processor for AMIGA computers.

Wordworth is undoubtedly the ultimate word/document processor for the full range of AMIGA computers.

The graphical nature of WORDSWORTH makes producing documents faster and easier, with the enhanced printing fonts (including full Panasonic KX P2180 and KX P2123 colour printing support), Collins spell checker and Thesaurus, no other word processor comes close.

"Without doubt this is one of the best document processors for the AMIGA, Today." (Amiga Format).

**NORMAL RRP £129.99 inc. vat**



**AFTER SALES AND SPECIALIST SERVICE**

All products are guaranteed for 12 months. Some products carry a 12 month or home service/repair guarantee (where indicated). In the unlikely event that any product purchased from INDI arrives at your home faulty, we will collect from your home and replace the product completely free of charge. If you own an AMIGA 1500 or 3000 and would like to expand its hard disk or memory capability or add any other peripheral INDI can offer you a complete door to door configuration service together with an additional 12 months Back to INDI warranty. Why not ask for a quote?

Products advertised represent a small sample of our in stock range. A complete price list is available on request.

All products purchased come with a complete list of all products available from INDI with special customer loyalty offers.

INDI Prize Draw. Each month all customers purchasing during that month will be entered into a free prize draw. The winner will receive a full refund for product to the value of original purchase.

**THE ZAPPO RANGE**

*It's crucial Amiga gear!*




**ZAPPO 601 RAM EXPANSION**

This is an all new, high performance upgradable RAM expansion for the Amiga A600. Adding this superb product to your A600 will allow for serious applications use and high performance games play.

- FEATURES:**
- Enable/disable facility
  - Socketed design (user upgradable)
  - 12 months warranty

Optional with battery backed clock

- OPTIONS:**
- 512K no clock **£29.99**
  - 512K with clock **£39.99**
  - 1Mb no clock **£39.99**
  - 1Mb with clock **£44.99**



**ZAPPO EXTERNAL HARD DRIVE**

At last a truly powerful, fast and capacious hard drive for A500/A500+ at an exceptional price. Upgradable to 8Mb of fast RAM, SCSI and IDE hard drive compatible.

- FEATURES:**
- Auto booting — upto 8Mb fast RAM
  - SCSI throughpart for additional expansion
  - Mouse button game switch
  - 12 months warranty

- OPTIONS:**
- 40Mb Hard Drive **only £299.99**
  - 65Mb Hard Drive **only £349.99**



**ZAPPO EXTERNAL 3.5" DRIVE**

A high quality external 3.5" drive for use with A500/A500+ and A600.

- FEATURES:**
- Low profile, 880K formatting drive
  - Enable/disable switch
  - Daisy chain capability
  - 12 months warranty

**only £49.95**



**ZAPSAC**

Designed specifically for the Amiga A600 the Zapsac gives your Amiga portability and you credibility **£12.99** + £2.50 postage



**ZAPPO T-SHIRT**

If you own an Amiga you've already got respect. In a Zappo T-shirt you've got the Cred. **£8.99** + £1.50 postage

The only Amiga accessories you'll want to wear out.

**HOW TO ORDER**

**BY POST** — simply fill in the coupon below.  
**BY PHONE** — ring 0606 43860 where your call will be answered by one of our INDI sales team. After 6.00pm each day your call will be answered by answerphone. If you would like to place an order have all details of hand including Credit Card. The message will guide you through your order.

**SEND YOUR ORDER TO:**  
**INDI DIRECT MAIL**  
**FIRST FLOOR OFFICES,**  
**85 WITTON STREET,**  
**NORTHWICH**  
**CHESHIRE CW9 5DW**

AS-1092

Please send .....  
 Price ..... + Delivery  
 I enclose cheque/PO for £.....  
 or charge my Access/Visa No.

.....  
 Expiry date ..... / ....  
 Signature .....  
 Send to Name .....  
 Address .....  
 .....  
 .....  
 Postcode .....

continued from page 61

file formats on the PC. This is likely to cost around £20-30.

The other book you need weighs in at a hefty £30, and it is the *Amiga ROM Kernel Reference Manual: Libraries* (Edition 3) published by Addison Wesley, and available from large book stores. It is worth every penny and is packed full of useful information of the sort you need to know. I am not entirely sure what you meant by system structures not detailed in the Intuition guides, but if something is not detailed in the official Commodore books, you're almost certainly not meant to know about it. **TS**

**NO LUCK WITH COMMS**



I recently bought a Supra 2400 Plus modem. After connecting it up I

tried using NComm 1.9 to communicate with a few BBSs, but with no luck. I tried different protocols (XModem, ZModem etc) with no luck. I tried different baud rates and X settings using the AT commands, but still no luck. The messages I get are - no dial tone, no carrier, no answer or busy.

I even went through the problems check in the manual. But still no connection. The modem seems fine, ie: the TR light on the modem is lit so the terminal is ready. The MR light is lit so the modem is ready. The HS high speed 2400bps connection is lit so high transfer speed is OK. When I press any keys on the keyboard the RO and SO (receive data and send data) lights flash just as they are supposed to do.

Each time I tone dial or pulse dial a BBS the off-hook light flashes but the modem does not connect. The boards I phoned seem to be working from the beeps I hear. I've talked to the sysops who advised me on the settings required.

What am I doing wrong? Is it my modem, computer's serial port, phone line, cable or what?

Balvinder Bal  
Wolverhampton

From the sounds of it, you've been doing all the right things. The cable between modem and Amiga seems to be OK because you are able to communicate OK with the modem. The messages you are getting mean exactly what they say. 'No answer' or 'busy' mean that the other modem didn't answer or the line was busy. 'No dial tone' means that the modem couldn't hear the dialling tone when it tried to dial.

There are several things you can do. First, turn on the modem's speaker and listen as it tries to dial

**HARD DISK FAILURE**



I have recently purchased an Amiga 1500 with Workbench 2.04. The computer is fitted with a Quantum 52Mb hard disk, controlled by a Nexus board which is fitted with a 4Mb RAM expansion. After using the software supplied with the

Nexus board to install Workbench on the hard disk, I have come across two problems which seem related. Firstly the computer occasionally fails to boot up from the hard disk complaining that the IPREFS program failed, giving the error code 8000 000B. The second problem is that software which has been installed on the hard disk such as *Deluxe Paint* and *Wordworth* fail to run giving an error message of 8000 0003. Programs supplied with the computer such as *Blanker* and *clock* also fail with the same error code. This is very frustrating as it means that the hard disk is almost useless.

Tim Bamett  
Gt Sutton  
South Wirral

It sounds like there is some bad software in your system, either a virus or a utility that doesn't work under Kickstart 2.04. I suggest you scan your hard drive with a recent virus killer, and make sure you have nothing else running other than the supplied Commodore software. If this fails I would suggest taking the Nexus card and memory back to the place you bought it and have it checked out. **JR**

out. You should be able to hear the dialling tone and then the result after the modem has dialled. The tones you hear are the same ones you get from a normal telephone so you'll recognise the engaged tone or hear it ringing.

If the other end doesn't answer you'll get a 'no answer' message after a while. If it does work, you should be able to hear a series of screeches, which your modem should answer. Once it answers, you should be connected.

If your modem doesn't connect properly then reset your modem to its default settings and try again without changing anything. This should let you get a connection of some sort.

Another check you can try is to arrange for someone to call you. Set your modem to auto answer and then when they dial you, the modem will answer and you should be able to type directly to the person calling you. This will prove that the modem is working properly. If none of this works, I suggest you take the modem back and change it for a new one. **PH**

**GHOST DRIVE ICONS**



I own a Roclite external drive (model RF332C). Whenever I boot up Workbench

with the drive plugged in I get two extra disk icons on the right with the description "DF2:BA0" and "OF3:BA0" under each icon. I know that this particular drive supports daisy-chain but as I have no other drives attached to it I am baffled as to why the two icons appear. I think that the problem may lie in the mountlist but I am not entirely sure.

Is there a way of getting rid of these icons or is it just something I have to put up with?

Hakan Guleroglu  
Manor Park  
London

This is a fault with your floppy drive; it's probably a bad connection in the cabling. Take it back and ask for a replacement. You should not get DF2:BAD and DF3:BAD icons on your Workbench. **JR**

**CAPS LOCK FLASHER**



Having been an Amiga 500 Plus owner since Christmas, I would appreciate your help

on the following points.

- a) When I switch the Amiga on, the light on the 'Caps Lock' key momentarily comes on for about a second. Does this mean that my keyboard has developed a fault?
- b) We purchased the Amiga plus a Philips CMBB33-II monitor with the product code 10G. After reading your July issue, I inspected the mains lead supplied and found that it has a positive, negative and earth line. Does this mean it is safe?
- c) I have tried unsuccessfully to drag the 'Blanker' program on the Workbench 2 disk across on to my Wordworth program disk but the Blanker refuses to run from this disk. Why is this? Alternatively, is it OK to simply switch the monitor off if you want to leave a program such as a game running?

John Dorman  
Sevenoaks  
Kent

a) Don't worry John, the light on the caps lock key is supposed to flash

when the machine is turned on. This is simply the Amiga checking to make sure that the keyboard is OK.

b) If your monitor has an earth line, then you can be pretty sure that it is a full UK-spec unit. As yours does, it is perfectly safe.

c) The Blanker program on the Workbench 2 disk runs under Commodities Exchange, so you'll also have to copy across the 'Exchange' program and the Commodities library in the LIBS: directory for the Blanker to work. Switching off your monitor whilst the machine is still running is perfectly safe and will actually protect the screen from 'burn in' a lot better than the Blanker program. **JH**

**2ND HAND MONITOR BLUES (PART 2)**



I have just acquired a Cotron 51 20" monitor from a second-hand shop

and although it is probably designed for an IBM do you think that it could be used with an Amiga?

I do not have a lead to test it with, so could you tell me where I could buy one which would connect my Amiga 500 to the monitor's 15-pin D-socket?

Peter Conroy  
Llandudno  
Gwynedd

Here we go again. I'm afraid that having a 15-pin connector means very little, unless you know how it's wired up, which is why you're asking me. But no luck this time as I haven't been able to track down Cotron, so I can't tell you anything about this monitor at all. Sorry. **GW**

**SEGA CONTROLLER**



I recently inherited a Sega Megadrive control pad, and I have been trying to

use the extra buttons to control a game I am writing, but the only luck I have had is by using the pad in the mouse port with joy (o) commands for movement and mouse key commands for key presses which gives me two buttons (B+C) plus the four (or eight) directional movements.

Obviously I can't use the joystick device in my programs because that only reads five pins from the joystick, but is there any other way I can read the other pins by some routine, even if it means using assembly language?

Although using the extra buttons on a Megadrive control pad might seem like a minor programming problem, the ability to use a joystick port for any alternative input device, such as a lightpen, trackball or paddle could

have enormous potential in utilities and games. I see this as one of the only omissions in an otherwise excellent utility.

Andrew Appleton  
Oregon  
USA

Unfortunately I've been unable to find out how the Megadrive controller pad is wired up. The information is in the *Megadrive Hardware Manual*, but this is only available to registered Megadrive developers.

I doubt any controls other than the fire buttons and the directional controls can be accessed through the Amiga hardware, as the mouse/joystick ports are already packed with inputs for mice, proportional joysticks and light pens.  
JR

**EDUCATION ON THE CHEAP**



I am a lecturer in physics and maths at a Birmingham Further Education college,

and use my Amiga for the preparation of notes and hand-outs. Currently, the Further Education sector is moving towards the provision of open and flexible learning packages, which require a higher level of presentation than my current system - an ancient Amiga 500 with, believe it or not, *KindWords* - can produce.

As a result I will be upgrading to one of the new generation of Amigas when they are released, *Wordworth* and a DTP package - probably *PageStream*.

Due to the specialist nature of my subjects I require scalable typefaces giving me the full Greek alphabet, mathematical symbols, and astronomical symbols. I should also mention that the output will mainly be from the college's PostScript laser printer, and so bitmapped fonts are of no use. So my questions are as follows:

- a) Can you recommend any Compugraphic outline or Adobe Type 1 fonts in the public domain?
- b) The best scientific fonts I have used were those for the TeX and LaTeX scientific typesetting systems. I have a copy of the LaTeX MetaFont source code (from Fish disks 486 and 487). Do you know of any PD program which could convert these MetaFonts to Compugraphic or Adobe format?
- c) Do you know of any PD utility which will convert Adobe Type 1 fonts to Compugraphic outline fonts which can be used with Workbench 2.x? I know that the new version of *Professional Page* has a utility to do this, but I believe that *PageStream* is better suited to my needs.

ND Tromans  
Birmingham

**JARGON BUSTING • JARGON BUSTING**

**Baud** - The number of possible changes in state per second on a transmission line. For simple protocols such as V21, V22, etc, there are only two possible states, so baud rate is equivalent to a measure of bits (binary digits) per second. V32 makes use of many more possible states and clever coding techniques meaning that many more bits per second can be sent at the same baud rate.

**Font** - The group of letters, numbers and special characters that comprise one variation of typeface, eg: 12pt Times, 12pt Times Bold, 12pt Times Italic.

**Icon** - A graphical representation of a file. Placing the pointer over an icon and double-clicking on the left-hand mouse button will result in the corresponding file being opened.

**MHz** - Mega-Hertz is a measurement of frequency, meaning millions of times per second. Used to measure processor speeds.

**Virus** - A small program that can lie hidden in memory or on a disk, duplicating itself on to any disks inserted in the machine, and generally causing havoc. There are many virus killers available in the public domain designed to deal with this menace.

- a) Check out the adverts and speak to one of the companies which are peddling these PD and shareware Compugraphic and Adobe Type 1 typefaces. There are certainly commercial Adobe Type 1 typefaces available in the styles you mention.
- b) No. Before you buy *PageStream*, check out the *AmigaTeX* typesetting package, from Industrial Might & Logic on 0273 621393. Ask it to send you the demo disk, I think you'll find it suits your needs better.
- c) No. And there probably never will be. To write and distribute such a product you'd need a license from AGFA, which would cost a pretty penny or two. JW

**CLOCKING AROUND**



I recently replaced my 68000 chip with a 10MHz 68010 chip. Is there any way of

running this chip at the full 10MHz by disconnecting the 7MHz clock and connecting a 10MHz clock instead? If I did this, my guess is that it would need to be synchronised with the rest of the system, or would it work as it is?

Alternatively, I could divide the 28.6MHz master clock by three using a ripple counter, I would end up with a 9.5MHz clock signal. Would this work if I connected it to the 68010?

I have a degree in electronics engineering and therefore I am quite capable of performing hardware surgery, but I don't know the inner workings of the Amiga.

Finally, I have a suggestion. How about having a monthly publication for the hardware and electronic treaks, like myself, detailing electronic projects to build for the Amiga, eg: memory expansions, amplifiers, ROM

switchers and so on. Also, an article about the inner workings of the Amiga would interest plenty of people who would like to know how the Amiga works.

Mehmet Dinç  
Ilford  
Essex

I am afraid that it is not as easy as you suggest to do this sort of upgrade. When the 68000 accesses various parts of the system bus it expects to do so at 7.14MHz. The 28MHz master clock signal is there for the video dot clock, and without extensive bus contention logic, running the system clock at anything other than a direct multiple of 7.14MHz is nigh on impossible. 14.28MHz is the easiest to do, and a number of PD hardware expansion documents are on the BBS networks describing how to do this operation, although it is known to have some unfortunate side effects with some hard disks. It involves a 74LS74 to halve the 28MHz clock rate. In general, this sort of hardware project should be discouraged, as you can damage your Amiga quite extensively - in the long run it's a lot less hassle to buy a proper accelerator - at least then you have someone to moan at if it does not work correctly.

An article on the inner workings of the Amiga is a good idea, and you can expect to see something along these lines in the near future. TS

**SCREEN SHOWS RED**




I recently purchased a Kickstart 1.3 ROM to upgrade my 1.2 in anticipation of purchasing a hard disk. After installation, the screen flickers for a while and settles down to solid red. Replacing the 1.2 ROM restores the

machine to normal operation. The machine is otherwise healthy, as is the 1.3 Kickstart ROM (tested thoroughly in a friend's machine). Phoenix of Leeds has been very helpful, although it was unable to solve the problem, however may I congratulate it on its excellent service?

R Pontefract  
Kelghley  
W Yorks

Well, I'm baffled by this. I've never had any problems fitting a 1.3 ROM to any Amiga, including really early models. All I can suggest is that you have some obscure hardware fault which you should get one of the more reputable repair companies to look at. JR

**DISKCOPY PROBLEM**



My computer has developed the following diskcopy problem: when using

the CLI or Shell to duplicate disks in DFO, the computer will read and write the first part (the first 40 tracks) then after I have inserted the source disk again and pressed return, the computer will abandon the diskcopy process with the following message...

```
Ver'ing 0,79 to go
Error On Destination Disk
Verify Error, Diskcopy -J
Abandoned
```

I have checked my disks using a variety of different boot and file virus checkers including John Veldthuis' *Virus Checker 5.26*. These did not expose any viruses. I have even tried using the CLI and Shell from my original Workbench disk which, as far as I know, has never been write enabled.

All of the other CLI or Shell commands that I use from the Workbench appear to be working normally. Is there a fault with my disk drive or computer? Or is it possible that I have missed a virus somewhere?

Steve Jordan  
South Molton  
North Devon

If you've checked all your disks using a variety of different virus checkers, then I'm quite sure that you don't have a virus. John Veldthuis' *Virus Checker* is one of the most dependable virus checker programs available (I use it myself), so I'm quite sure that it would have detected a virus if one were present. What I can't quite understand is why the Diskcopy operation reads and writes the first half of the disk but fails over when trying to read the second half. If it were a head

## TAKE IT AT FACE VALUE



I recently bought a bog-standard Amiga 500 Plus and was looking to buy a printer. I have seen adverts for a Commodore MPS-1270 Inkjet printer in the price range of £120-£130 and was wondering your views? Is it value for money, considering the fact that it is almost half the price of any bubble jet printer I have seen?

**Brian Molloy  
Peterborough**

The MPS-1270 is basically the equivalent of a 9-pin Impact dot-matrix printer, but it uses jets of ink to print with instead of striking pins against a ribbon.

Because it is 9-pin (or 9-jet if you like), its highest resolution is nowhere near that of the 48-pin bubble jets or the Hewlett-Packard DeskJet. And there are printer driver problems. The EpsonX[CBM\_MPS-1250] driver will work with the MPS-1270, but not completely properly. There isn't a proper Amiga printer driver for the MPS-1270.

If you want high quality results, I'd recommend one of the portable bubble jets like the Canon BJ-10ex, Star SJ-48 or Brother HJ-100, all of which have proper Amiga printer drivers for them. *JW*

alignment problem, the diskcopy command wouldn't even be able to read the first half and you'd find that your machine produces read/write errors continuously.

Whatever is going wrong, I think that you've definitely got a hardware problem there somewhere, so take your machine along to a Commodore approved service centre and it should be able to sort it out for you. Sorry I couldn't be of more help. *JH*

### 2ND HAND MONITOR BLUES (PART 3)



I have a second-hand Panasonic FST TV (TX-2450), which has a huge screen, and I would like to use it instead of my old Philips 14" monitor. The TV has a SCART input, but it won't work with my old Philips SCART lead. I have no information on the Panasonic, nor a phone number for the company, so I don't know whether the TV can take an RGB input or if I just need a different lead. I know I can just use the modulator but then the quality isn't particularly good. Can you help?

**Elliott Abbey  
Barnet  
Herts**

Apparently there is a small problem with some newer TV/monitors where on-screen status displays and other switching functions are carried out by a single chip which is controlled by an external voltage being applied through pin 8 on the SCART socket. Instead of having the standard 0.5V low, 3V high switch, certain sets simply blank off the screen when more than 0.5V is applied. The fix I was told is to put a 150 Ohm resistor in series with the voltage line to SCART pin 8.

Panasonic can be contacted on 0344 862444. *GW*

### ESCAPE FROM SCRIBBLE! - THE SEQUEL



Your reply in the January 1992 issue to a printer question, entitled 'Escape from Scribble!', sounded just what I needed on my invoices. I followed the steps one by one, and now I can turn on expanded print, but I can't turn it off. What am I doing wrong?

Second, I cannot get my NEC P1nwriter to print vertically. Workbench is set up, but no go. Consequently spreadsheets are extremely small, having to fit across an A4 sheet and not along it.

Third, your articles last year on bulletin boards were very interesting but a cautionary word to your readers. I bought a modem, spent a while setting it up, and called several boards. I took some files from one, put them on to another, and so on, to gain credits to get more files. The games were addictive, and I 'talked' to many interesting people.

Result: a phone bill for £889, a sold modem, a bank loan, and a gleeful BT.

Please tell your readers that it is very easy to run up a massive bill. It's no use saying "just one more file" because even though charges are low in the evening, a good file takes a while to download, even if the phone lines are good. You could easily end up paying more for PD than if you bought it from a dealer.

Discipline is the only answer, I found that limiting myself to one hour every second day cut the bill. The next one was only £320.

**Anthony Mercer  
St Annes  
Lancs**

The secret to cheaper comms, Anthony, is indeed discipline - find and stick to one or two local bulletin

boards, and call them between 6pm and 8am, and at weekends, which works out to about 60p per hour. If you go gallivanting all over the country, even at cheap rate, it will, as you have found out, cost a fortune.

The first phone bill after you first get a modem is always the highest, after that the novelty wears off and you learn to download only those files you want, rather than everything in sight. I call a bulletin board almost every night to pick up messages, and my total quarterly bill is rarely more than £100, of which £50-£60 is comms.

Now, to your problems. The Vertical/Horizontal option in Workbench Preferences you are playing with is purely for graphics dumps. If you want to print spreadsheets sideways, you'll need special software that, to start with, completely redefines the font in the printer. This sort of thing takes ages, and the results are not usually worth it. In fact I don't know of an Amiga spreadsheet that'll do it. The real solution is to buy a wide-carriage printer, or do as you are doing - print it in condensed text.

To turn off expanded text in Scribble! you need to send the ESC[5w sequence. Look in Appendix D-4 of your Amiga manual for a list of all the ANSI printer style commands. *JW*

### GAMES ON THE MACHINE



Would you please give me your views on the following:

I have a B2000. I use business software, but I also like playing games as most people do. When the B2000 is replaced I would be interested in buying the new model, however, the new machine is likely to be 32-bit, ie, 68020/'030 or '040.

What happens to people who wish to upgrade, buy the new machine but still run all of their games? Would they have to stop playing games or have a 16-bit and a 32-bit Amiga.

**Mr Robert Hart  
Roehampton  
London**

This is a tough one to answer. Commodore has said that it is committed to the continued development of the Amiga platform, and rumours have told us that new machines will indeed be 32-bit and have enhanced hardware of some sort. As to what the specifications of these rumoured machines are, your guess is as good as mine, and I am certainly not able to comment on this subject.

However, the second part to your letter is much easier. Older, badly

written software is likely to break on the new machines. This is because they are breaking Commodore's set down development rules. More modern games software is unlikely to fall. This is the problem that A3000 owners faced when they bought their machines - suddenly for the first time there were Amigas without a 68000 chip inside and instead fitted with a high powered 68030 chip at 25MHz with a 68882 FPU. This caused lots of games to go wrong, as they had incorrectly assumed the user would have a 7.14MHz 68000 inside their computer.

With the continued rise in popularity of accelerator cards, software houses, especially games producers, have had to ensure that their software will run, or face a seriously reduced market.

With this in mind, should new Amigas appear in the near future it is highly probable that the vast majority of mainstream games software will run. *JS*

### UNWHOLESOME CHARACTERS




I have a Panasonic KX-P1081 printer using EpsonXold, EpsonX and EpsonQ drivers. With my first printer lead the printer consistently printed characters 32 less than displayed on screen, so "S" became "3" etc. I decided the lead was faulty and bought lead number 2 from a different manufacturer. This does the same thing, but this time drive DF1 will not read a disk while the lead is connected. The printer works perfectly with my Amstrad CPC and Dragon 32. It is connected directly to the computer and not via any form of switching.

**David Thomas  
Newark  
Notts**

It looks like one or both of the CIA (8520) chips in your Amiga are blown. You can replace them yourself fairly easily (they cost around £15 each) - but if you're not keen on doing that I'd suggest you send it to one of the repair companies. *JR*

### FIXING THE FLICKER



a) Having recently bought Gold Disk's Professional Page 3, is it possible to run ProPage without the flicker?  
b) My new hard drive (a GVP Impact Series 2) instruction book doesn't go into much detail on how to copy programs and files from disk on to the hard drive. How is this best done? I have not succeeded in installing Personal Finance Manager (PFM) even after clicking on the 'ToHD' hard drive installation

**MONITOR WARNING!**

Since the buying of second-hand monitors (and other equipment) appears to be on the increase I would advise anyone thinking of picking up a "bargain" at an auction or second-hand shop to be extremely cautious, especially when contemplating buying something which is either quite old or not particularly mainstream – especially if it has no manual! You may find to your cost that not all monitors are created equal and you are saddled with a piece of worthless junk. You have been warned! **GW**

program. Can you recommend any good books that will make life with a hard drive more bearable?

**Kelth Richards**  
Exeter  
Devon

a) There are basically two ways you can rid your *ProPage* screen of interlace flicker. The first is to click on the 'Interlace' option in the pull-down menus. This will switch *ProPage* to medium resolution. This can be made permanent by adjusting *ProPage*'s Icon tool types. Simply click once on the *ProPage* icon and then select either 'Info' (for Workbench 1.3) or 'Information' (for Workbench 2.0) from the Workbench pull-down menus. Find the 'INTERLACE' tool type and change it to read 'OFF' (the default is 'ON'). Save this new setting and *ProPage* will always boot up in medium resolution.

The second and best, if rather expensive, option is to treat yourself to an ICD 'Flicker Free' video card for your A500 and a multisync monitor. This will give you a rock steady display in high resolution but will set you back around £500. If you can justify this sort of outlay, then it'll make *ProPage* far more usable.

b) I find directory utilities such as INOVATronics' *Directory Opus* very useful for this sort of thing, although PD versions (such as *SID*) will do the same job but for considerably less cash. Directory utilities allow you to travel around the directory structure of a disk, copying and deleting files without having to get your hands dirty with AmigaDOS. **JH**

**MONITOR CHOICE**



I am considering buying a monitor for my A500 Plus and have narrowed the choice down to either the Philips CM8833 MkII or the Protar stereo monitor. The decision rests on the following criteria:

a) How superior is monitor display when compared to a television?

- b) Do the monitors have horizontal and vertical width control?
- c) Do they suffer with discolouration when large areas of colour (particularly white) are present. I'm fed up with this problem on my TV.
- d) Are the two monitors really stereo (ie they have two speakers) or do they just provide stereo through a headphone jack?
- e) Which do you recommend? The Protar is supposedly identical to the Philips unit. Is this true?

**David Lambert**  
Garrowhill  
Glasgow

- a) Monitor display should normally be vastly better than TV.
- b) Yes.
- c) If they do, they can only be faulty.
- d) Really stereo.
- e) This question is now just academic, since the Protar monitor has been discontinued. It was, however, simply a rehoused and rebadged 8833. **GW**

**FASTER DTP PRINT-OUTS**



I used to own an Amiga 500 but recently part-exchanged it for an Amiga 2000. With that I purchased a GVP Internal hard drive and PageStream 2.2. I also own a Hewlett-Packard Deskjet 500C, and bought PageStream not only as a DTP program but also to drive the printer in its full resolution, since I have not found a driver to do this.

I tried the WeServe driver, which Amiga Format recommended, but it only worked at a resolution of 75 dots per inch.

PageStream runs the printer but it takes more than 20 minutes to print out a full colour page. Would an accelerator speed this up, and if so, which is the best value for money? Also, PageStream prints out

**JARGON BUSTING • JARGON BUSTING**

**GIF** – Graphics Interface Format is a file format used for storing pictures so that they can be transferred between different computers and, particularly, so that they can be transmitted across computer networks.

**Interlace** – A method used to double the apparent vertical resolution of the monitor by alternately refreshing the screen at a vertical offset, squeezing an extra line between each of the lines of a normal screen.

**RAM disk** – An area of memory that is treated as if it were a floppy disk. The advantage is that files can be stored and retrieved much more quickly, though all information is lost when the power is switched off.

**RGB** – Red Green Blue is a standard for video signals that provides better quality than composite or Radio Frequency signals.

the picture very darkly. I can find no way to alter that. Is it possible to alter this, and if not, do you know of any printer drivers which will drive the printer in its full resolution?

**J Crabtree**  
Read  
Lancs

An accelerator certainly would speed up print-outs – with a 68030 your 20 minutes should come down to five minutes or less. But even a 68020 accelerator will dramatically increase the speed of your machine, and one of the best bargains at the moment – under £400 – is the Commodore 2620 card for the Amiga 1500/2000. Speak to Almathera Systems on ☎ 081-683 6418.

To get clearer print-outs from your Deskjet 500C you need *TurboPrint Professional 2*, which allows you to alter the 'colour correction' so that colours on paper print nearer to those on screen. Alas, *TurboPrint Professional* and *PageStream* don't work together very well, so this combination will not enhance your desktop publishing, although it works wonderfully with paint programs and word processors. **JW**

**NO MORE DISK SWAPPING**



I am considering purchasing a Supra RAM expansion with 4Mb on board, thus giving a total of 5Mb of RAM (my A500 already has a Zydec 512K trapdoor expansion). What I want to know is whether it is possible to load two or

possibly even three disk games completely into RAM, therefore eliminating the hassle of having to swap disks continuously. My buying decision hinges on your answer to this question, so I would be grateful for your help.

**Alan Lamberton**  
Barhead  
Glasgow

Unless the game comes with some form of hard disk installation software (you can treat the RAM disk as a hard drive for this sort of thing), it is impossible to transfer the contents of multidisk games to RAM and expect them to work, mainly due to the copy protection that software houses use. Some games are specifically written to take advantage of extra RAM (*Interceptor* is a good example of this), although this rarely cuts down on disk swapping – all you usually get are enhanced sound effects and graphics. **JH**

**MINISCRIBE DRIVE**



Please could you tell me whether it is possible to fit a Miniscribe 3650 hard

disk to my A2000?

- a) If a card for it is obtainable, where can I get one?
- b) Will it work with an IBM ST506 controller fitted to my Amiga – if so, where can I get the drivers and low level formatter for it?

**Andrew Clark**  
Bishops Stortford

The only card that you can use to control the Miniscribe drive in your Amiga 2000 is the (now obsolete and no longer produced) Amiga 2090A controller from Commodore. It's really horrible to set up and you'll find the drive unreliable and slow. Drop it out your window. **JR**

**PICTURE EXCHANGE**



I have an Amiga which I use for digitising pictures with *Digi View 4 Gold*.

My problem is that I swap digitised pictures with my friend who has a PC. I use *MessySid* to place my pictures on his PC formatted disks, in IFF format, which he then converts to GIF. Is there a program I can use on the Amiga to convert GIF to IFF?

**DA Lawton**  
Redcar

There are several commercial programs, including ASDG's *Art Department*, Black Belt's *Imagemaster* and also *Rasterlink*, which all include GIF-IFF conversion among their functions, but as well as being expensive it would be like cracking a nut with a sledgehammer.

PD-wise, there's a program called *WASP123* (or a variant of this) which is a CLI driven utility that can convert several variations of GIF to assorted IFF formats, and it works just fine. But with only 2Mb of memory on your Amiga you might still find the going tough, especially with larger files. **GW**

# Control your Director

...and pictures, animations, wipes, sound, text, music and interactive presentations and a whole lot more with Director 2. Plus: Gary Whiteley's guide to chroma keying with RockKey

**T**o tell you the truth, *The Director* version 2 isn't a new product. In fact, as software goes it's quite an old dog (I don't mean that unkindly). But *Director 2* is unique, for, as well as having many tricks that remain unsurpassed, it also offers the user a high return for his investment - in terms of cost and effort. The reason I'm giving it space is that I don't recall reading much about it and I think that's a shame. If you need precise control over your audio-visual productions, animations and interactive presentations and you can't get it with your current programs, try *Director 2* - you'll like it.



My geological master map, part of the example script, produced with *DPaint III*. Click in a selection box and the result pops on to screen...

Like its predecessor, *The Director*, you are required to produce written scripts using *Director's* own easy-to-follow language.

These scripts look much like Basic programs and all the elements of Basic programming are incorporated. But *Director 2* is much easier to use than its forerunner because of several new utility programs, which take the drudgery out of more complicated processes.

Although scripting may not be everyone's idea of a simple user interface there

is no doubt that it increases *Director 2's* flexibility enormously, letting the user define what happens, how it happens and when - in a style which suits him.



And if OIL was chosen this is what you would see. Clicking on various oilfields will produce further textual information by activating irregular shaped buttons

## SCRIPTING


*Director 2* has a built-in text editor called *DEdit* which is used for writing scripts. Although any text editor can be used, the advantage of *DEdit* is that calls to other *Director* programs, such as the *Blit* and *Button* Utilities or *Director Libraries* can be made, as well as directly running the current script.

Scripts can be as simple or complex as the user requires. A simple slide show may consist of nothing more than commands to load and display a series of pictures from disk, whereas an Interactive presentation with hot keys, mouse control, animation, picture blitting, sound, text and multiple backgrounds could be 100 lines plus in length.

With such a wide range of options it's well worth sketching out a battle plan on paper before hitting *DEdit*. Forward planning, flowcharts and modular scripting will assist in clarifying your work, helping you achieve results faster, reduce redundant or duplicate code and ease debugging chores.

Once scripting commences, it's likely that you'll occasionally need

help from the manual to get the best out of the *Director 2's* features. I found it well written and helpful and even a novice should be able to learn quickly. It has an abundance of example scripts and code fragments and covers all the features of *Director 2* in great detail. Supplementing the manual are



The chooser screen of an animation player. The chosen animation will load from hard disk and loop until returned to the chooser. I also built in a keyboard-driven speed control

around 40 fully-working examples and utilities which can be examined, adapted and incorporated into the users' own scripts.

To ease the chore of scripting, *Right Answers* has thoughtfully supplied several utilities to take the strain out of making on-screen

continued on page 73

## FEATURES & USES

### *Director 2* can handle:

- IFF pictures and animations, including chaining anims together
- Text files and fonts, with embedded formatting
- Drawing functions
- Picture blitting, sprites and animbrushes
- Polygon morphing and brush path design
- ARExx
- Mathematical Functions (including sine & cosine)
- IFF sound samples, SMUS music files and MIDI
- Picture to picture transitions - including custom wipes
- Keyboard and/or mouse operations
- On-Screen buttons - including colour and irregular shapes
- Palette manipulation
- Strings and arrays

### Here are a few things that *Director 2* can be used for:

- Complete animations through scripts
- Make interactive presentations with control via mouse and/or keyboard
- Build archiving systems for pictures, animations or sounds with speed and volume controls
- Synchronise samples and music to animations and slide shows
- Use custom wipes for transitions between pictures
- Data presentation
- Writing customised software for many applications, including games, educational aids, point-of-sale displays, information screens etc
- Setting paths for brushes to follow on screen
- Automated drawing routines

# SINGIN' THE BLUES

## with Rockey

- 1 Take one (tall and ugly) presenter and put him in front of a blue background...
- 2 Next load the graphics that you prepared earlier...
- 3 Mix the two together using the Rockey and serve up to video tape while still hot

**E**veryone knows how to put Amiga graphics over video – you use a genlock, right? But how do you reverse the effect and put video in front of an Amiga graphics? By using a keyer, or even better by using a chroma keyer, like the new Rockey from RocTec.



Easy to connect and easy to use, it's the Rockey chroma keyer

Before you start screaming that £299 is a lot of money, consider that until the advent of the Rockey there hadn't been such a low-cost chroma key unit for the Amiga/video user – and especially one aimed at the lower end of the market.

But even at this price there's a catch – the only thing that the Rockey can do on its own is work as a colour splitter for video digitising. To perform the rest of its tricks it needs a partner – a genlock. So keeping it totally RocTec, and since they were obviously styled and designed to work together, I hooked a RocGen Plus up to the Rockey for my tests.

By running the two units together a whole range of keying and genlocking effects can be generated – from pure chroma keying and normal genlocking to some special combinations such as Graphics Window, Key Sandwich and Key Thru, which I'll cover later in the article.

### GETTING STARTED

Hooking up the equipment is easy enough and the instructions provided are very clear and helpful, though the example illustrations are rather vague. One point though – do make sure that you use proper 75 Ohm video cable for your connections, as

audio-type cable will almost certainly cause quality problems.

Any composite video source is suitable for use with the Rockey, so cameras, VTRs, laser disks and still video cameras (such as the Canon Ion) would all be OK. Although the Rockey requires external power a nice feature is that it will automatically switch on or off according to whether or not the host Amiga is powered up, which should please users with weak Amiga power supplies.

### COLOUR SPLITTING

The operation of the Rockey is based on colour splitting techniques to first separate and then mix the RGB components of the video image with Amiga graphics, via a genlock. By controlling the amount of each colour component and the mixing mode, a variety of special effects become possible. A direct benefit of using colour splitting is that owners of monochrome digitisers can make use of the Rockey's splitter output to grab colour images from a suitable video source.

### ROCKEY IN USE

The Rockey is controlled through a combination of switches and fader knobs on the front of the unit, and with nine basic permutations there is plenty of scope for experimentation.

**"The Rockey can be used to chroma key practically any colour"**


For instance, a basic chroma key requires both the Chroma and Blue buttons to be selected, with fine tuning being made with the red and green controls once the blue level has been determined. Surprisingly though, you are almost left to figure out that the red and green controls can also be used for setting the main key colour, instead of blue, and in fact combinations of colours are



possible. This means that the Rockey can be used to chroma key practically any colour, not just blues. In fact there is a table of switch settings in the back of the manual but it isn't

really obvious why it's there. Although the Rockey's main function is obviously its chroma keying, this doesn't mean that its other operations are just afterthoughts. Far from it. Under the right circumstances Luma keying, which replaces areas of selected brightness within the video, can be as effective as the more complex Chroma keying method. For more on these two methods of keying, turn to the boxout on page 72.

Novel effects are possible by defining which colour is to be the key colour (either in the video or graphics, depending on requirements) and in what order the keying takes place. So it can be possible to define a selected video colour to



become a 'keyhole' through which Amiga graphics appear (Key Window), or produce an effect where some portions of the Amiga graphics will be in front of the video image, while others will be behind.

One of the effects which can be produced, the Key Sandwich, is demonstrated to particularly good effect in the RockKey video by keying live video of a person over an animated logo which spins around both in front and behind his head, while he follows the logo with his eyes.

**THE KIT**

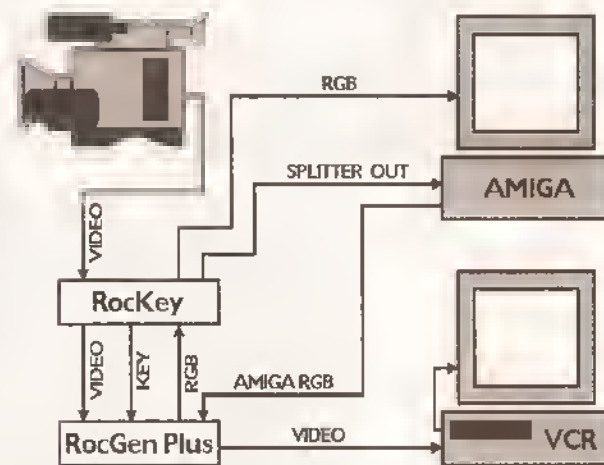
In addition to the genlock mentioned previously in this article, a few other things are also needed to get the best from the RockKey.

Probably the main requirement is a space where a blue backdrop can be set up, large enough to accommodate whatever the subject is you wish to key. You could use a blue cloth for a backdrop unless you want a permanent key area – in which case it may be worthwhile taking time to paint the area.

Next you will need adequate lighting to both illuminate the subject and flatten out shadows on the backdrop. A video camera and monitor will also be indispensable, plus a VCR to save the final key mixes to video tape.

**PROBLEMS**

I found it impossible to get a full overscan screen, but I think this may have been the fault of the RocGen I had, so don't worry too much about this if you are contemplating buying a RockKey.



Connecting the RockKey isn't as difficult as it looks

Remember that when using any video equipment which requires external video for synchronisation (such as genlocks and keyers), the results are dependent upon the quality of that signal. Give 'em junk and that's what you'll get back. When keying off tape there was a

degree of fringing around the key subjects which could be minimised but never completely removed. The output from a video camera was definitely superior.

**THE DOCUMENTATION**

There's a slim manual provided which is certainly instructive, but far more useful is the video tape which RocTec, in common with several other manufacturers, have bundled with the RockKey. As well as

explaining the effects the RockKey can produce, and how to hook together and use the whole system, it demonstrates what an awful taste in background music some people have. And being an American production it also turns out to be quite a good demo of the Video Toaster as a production tool, for those who may be curious.



**SHOPPING LIST**

**RockKey** ..... £299  
 by RocTec Electronics  
 Available from:  
 HB Marketing Ltd, Unit 3,  
 Poyle 14, Newlands Drive,  
 Colnbrook, Berks  
 SL3 0DX  
 ☎ 0753 686000

**CHECKOUT  
 RocKey**

**Documentation** ●●●●○  
 Simple but thorough, and when used in tandem with the demo tape you should be off to a brisk start.

**Features** ●●●●○  
 RockKey has a wide range of controllable options for keying effects, plus a colour splitter.

**Quality** ●●●●○  
 Keying can be a little noisy and fringed, but it is VHS-oriented, so maybe I'm being a little tough here.

**Price Value** ●●●●○  
 Currently the cheapest of its kind.

**Overall rating** ●●●●○

For all-round VHS/composite use the RockKey could be a useful addition to your video hardware.

**K**eying is a common effect nowadays – you'll see it on TV, commercials, pop videos, on the news and on weather forecasts. Keying is used to place people in front of exotic imagery, as a special effect, or when adding graphics to a picture. It's a technique used universally by broadcasters and home enthusiasts alike. But how does it work?

The simplest definition of keying is that by using an electronic device (a Keyer) it is possible to replace a defined portion of one image with an entirely new one. Like a plain studio background being replaced with a picture of the Kremlin, for instance. But surely this is what a genlock does? Not quite. It's true that graphics can be overlaid on video by using a genlock – which is performing a keying effect – but a genlock cannot insert a video image in front of graphics, which is where a video keyer like the RockKey comes into its own.

There are two types of keying – known as Luma and Chroma (Luminance and Chrominance).

**LUMA KEYING**

Luma Keying is based on the brightness of an image, the Luminance Signal being that which determines the brightness (or tone) at each point in a video picture. By selecting a brightness level to use as a key setting it is possible to produce a key pattern which can be any single brightness from white at one extreme to black at the other. A simple Luma key might be a false window in a studio set which is 'glazed' with white panels. If the luma keyer is set to white then a 'hole' will be produced in the video image where the white panels are which can then be filled with another

**THE KEY TO KEYING**

picture, such as an exterior. Although relatively simple and cheap to produce, the disadvantage of Luma keying is that it is not fussy about which portion of a picture is dealt with so long as it is at the selected brightness. So in my example a performer in a dark suit and white shirt in front of the window would also have the exterior image showing through his shirt, which is going to look rather odd if the production is a period drama rather than science fiction. Even though careful lighting can improve the scope of Luma keying, it will always exhibit this problem.

**CHROMA KEYING**

However, by employing Chroma Keying it is possible to target a specific colour in a scene, rather than a brightness. This increases the flexibility of the keyer since it can be fine tuned to a specific hue, which could in fact be any single colour, though the most often used is a bright royal blue which is usually called Chroma Blue in the trade. The reason that blue is chosen is that it is one of the few colours which isn't a component of the colour of human skin, meaning that a presenter's face or hands will key cleanly. Of course there could be problems with blue eyed people, and clothes must

be carefully chosen, but Chroma keying can produce more selective results than luma keying. Scenes destined for either variation of keying should be both well and evenly illuminated, with as few shadows as possible. If a scene is to be done as a long shot it may well be impossible to provide a large enough background to fill the frame – in which case a suitably coloured mask may be attached to the camera in order to cut out undesired objects such as lighting rigs.

**CAMERA VERSUS TAPE**

It is better to Chroma key directly off camera wherever possible because this will provide the cleanest (least processed) signal and hence suffer less visible degradation problems, fuzzy edges and breakup. In fact, optimum quality would be achieved by feeding an RGB video signal from camera or tape directly into a compatible keyer, cutting out the coding and subsequent decoding to and from RGB to composite or component video. But such RGB outputs are uncommon, especially in the domestic/VHS oriented environments the RockKey is aimed at. Using a camera or VTR composite output obviously keeps the costs down, but the quality tends to be compromised.



## DIRECTOR 2 – EXAMPLE PROGRAM

This program incorporates a pre-defined set of buttons which were set up using *Director 2's* Button Utility. These are used to enable a mouse click to cause a subroutine to be activated, such as showing additional information when a menu box is selected. When a material is chosen from the Key a new map will appear and further information will become available. This script is intended only as an example and while it is fully tested and working it is not completely finished.

```

REM INTERACTIVE PRESENTATION OF BRITISH GEOLOGICAL FEATURES
REM                                     by Gary Whiteley
INCLUDE "UKButtons" :REM utilise pre-made Buttons file - these ↓
include Coal, Oil, Gas, CoalText, Northumbrian, MorsInfo and ExItInfo.
MODULE "DH2:Director2/Director/modules/sound" :REM load sound module
DIM textdata[1000] :REM dimension textdata$ array
ABORT 2 :REM Set program exit to be on any keypress only
SOUND "LOAD",1,"DH2:director2/tutorial/sounds/mousenoise": ↓
REM sound sample
LOAD 1, "DH2:Director2/UKmastermap" :REM Load main image
COPY 1,3 :REM Copy Main Map to buffer 3 for blitting
DISPLAY :REM display UK mastermap
DRAWMODE 0 :REM Draw only with foreground pen
MARGINS 500,630 :REM defines margins for text
LOADFONT 1,18,"Times.font" :REM Use Times font, size 18, from font dir
PEN 0,3 :REM set background pen to palette colour 3 (blue)
PEN 1,1 :REM set foreground pen to palette colour 1 (white)
/top:
GETMOUSE x,y :REM check for mouse key press & return co-ords
DO Playsound :REM Play sample on mouse key press
DO UKButtons,x,y,1 :REM Use co-ords to activate selected button
GOTO top :REM if nothing happens keep looping
/Coal: REM Load COAL image when COAL button in Key is selected
X=1 :REM set a flag for later
LOAD "DH2:Director2/UKCoal" :REM load new image
DISPLAY :REM display new image
GOTO top :REM go back to /top: and wait for next mouse press
/Oil: REM Load OIL image
X=2
LOAD "DH2:Director2/UKOil"
DISPLAY
GOTO top
/Gas: REM Load GAS image
X=3
LOAD "DH2:Director2/UKGas"
DISPLAY
GOTO top
/MoreInfo: REM Place additional information when button is selected
IF X=1 THEN DO Coaltext :REM Activates Coaltext subroutine
IF X=2 THEN DO Oiltext
IF X=3 THEN DO Gastext
GOTO top
/ExItInfo: REM Restore menu when info box is exited
BLIT 3,494,76,494,76,136,428 :REM Blit menu area back on screen
GOTO top
/Playsound: REM Play sample when mouse key is pressed
SOUND "PLAY",1
RETURN
/Coaltext: REM Displays general text if MorsInfo is selected.
textdata$="|p01COAL USE |r2 Since 1990 the use of coal in the UK has ↓
halved, and many British collieries have been closed down." ↓
:REM This is made up text with embedded formatting codes.
DO TextBox :REM Use TextBox subroutine to save coding
GOTO top
/Northumbrian: REM Displays text if Northumbrian coalfield is ↓
selected.
textdata$="|p01The Northum- brian coalfield is the largest subsea ↓
coalfield in the UK." :REM Text with embedded single letter spacing
DO TextBox
GOTO top
/Oiltext: REM Not finished yet
MOVE 500,100: textdata$="OIL USE"
DO TextBox
GOTO top
/Gastext: REM Not finished yet
MOVE 500,100: textdata$="GAS USE"
DO TextBox
GOTO top
/TextBox:
PEN 1,3 :REM Current colour blue
RECT 494,76,630,504 :REM Blank out selector
SETFONT 1 :REM Use Times font
PEN 1,1 :REM Current colour white
MOVE 500,100 :REM Move cursor to 500x, 100y
PTEXT 0,textdata$ :REM Write relevant text from cursor position
RETURN :REM Continue right after last issued DO TextBox command
REM Program exits when any keyboard key is pressed

```

## JARGON BUSTING • JARGON BUSTING • JARGON BUSTING

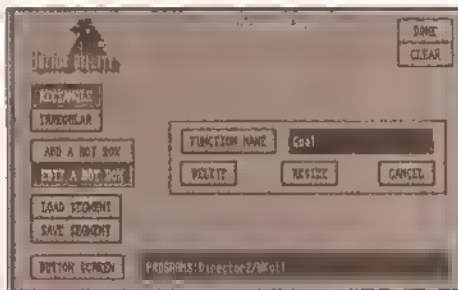
**Blitting** – Partial screen flipping by transferring a rectangular area of a picture held in a hidden buffer to the picture currently being displayed. Improves display speed by reducing data overheads.

**Buffer** – A portion of memory temporarily designated for data storage.

**Double Buffering** – Used to prepare the next image in a hidden buffer while the current one is being displayed. A quick flip to the hidden buffer is all that's needed to keep the animation smooth and sleek.

continued from page 70

buttons or setting up blit routines, as well as other functions. Now, the Blit utility can be used to define the areas to be blitted and then export a complete blit command to the script



4-colour med res. This innocuous looking screen is the key to making easy buttons with *Director 2*

– a great time and effort saver. Likewise, buttons can be determined and incorporated into a script, as in the example on the left. Libraries for wipes, anim construction and sound playback can also be coerced into the script just as easily.

By scripting in a modular fashion it's easy to make tests at various stages to ensure that all is going smoothly. When the script is run it is compiled into a .FLM file which is played back using the *Director's* own freely distributable Projector program, so that self-running disks can also be made of the completed work. If for some reason your script won't run, *Director* will return you to the editor and the offending script line will be indicated so that debugging becomes easier.

To be on the safe side I tested *Director 2* with a genlock and I had no problems – locking was clean and stable. I did have one system problem when using the DOS 2.04 startup-sequence: *Director 2* didn't want to know, even though it is supposed to be v2 compatible. However, the trouble went away some time later so I assume that something in my system was causing the trouble, not *Director 2*.

### SUMMING UP

While *Director 2* doesn't offer the ease of use of programs with neat graphic interfaces such as *Scala*, *Hyperbook* or *AmigaVision*, which are probably its nearest 'competitors', it does have a scope which eclipses both *Hyperbook* and *AmigaVision* for flexibility. Against *Scala 1.1 Director*

2 pales on many points, especially wipes, text handling and ease of use, but it still holds its own where many of its unique functions are concerned – sound, maths, array and string handling, palette manipulation, irregular buttons, blit control, and so on. And it is cheaper.

Some of the other features I liked include the Polygon utility's simple method of making paths to move objects along; the Convert Anim wipe generator, which takes a two colour animation and produces a custom wipe pattern; the mouse and keyboard control; and the embedded text formatting functions.

### NEXT MONTH

I'll be taking a look at Centaur/Opal Tech's *OpalVision*, a true colour graphics board that, once expanded, promises to deliver Video Toaster like features for PAL users.

Gary Whiteley can be e-mailed at [drgaz@CIX.compulink.co.uk](mailto:drgaz@CIX.compulink.co.uk)

## SHOPPING LIST

The Director Version 2..... £99.99  
by Right Answers Inc  
Available from:  
Alternative Image,  
6 Lothair Road,  
Leicester, LE2 7QB  
☎ (0533) 440041

## CHECKOUT THE DIRECTOR 2

**Documentation** ●●●●●  
Very thorough, with plenty of specimen programs, tutorials and working examples on disk to refer to and modify.

**Features** ●●●●○  
More than any other presentation program.

**Usability** ●●●○○  
Programming might put off the script-shy, but that would be a shame.

**Price Value** ●●●●○  
So flexible it has to be good value.

**Overall rating** ●●●●○

For those hard-to-get-at problems *Director 2* beats the rest. It may not have an elegant interface, but it opens doors other programs don't even have!

# Jeff Walker gives his typing fingers a rest and learns to love being lazy with Migraph optical character recognition

# BETWEEN THE LINES

**O**ptical character recognition (OCR) is one of computing's success stories. While the boffins continue to say "real soon now" about things like virtual reality, artificial intelligence and speech recognition, OCR technology has quietly reached such a level of speed and accuracy that it can be used with confidence to transfer all kinds of printed material on to disk.

This success has largely been due to a shift in the way the software recognises characters. Early OCR software employed a method called 'matrix-matching'. After the text had been digitised by scanning, each character was stored in memory as a matrix of dots - a 'raster image' to give it a technical name - very much like an Amiga bitmapped font. But the matrix had to be the same size for every character, so only documents that contained non-proportional typefaces could be recognised. These are typefaces where each letter takes up the same width, like the standard output from a dot matrix printer or documents produced on typewriters.

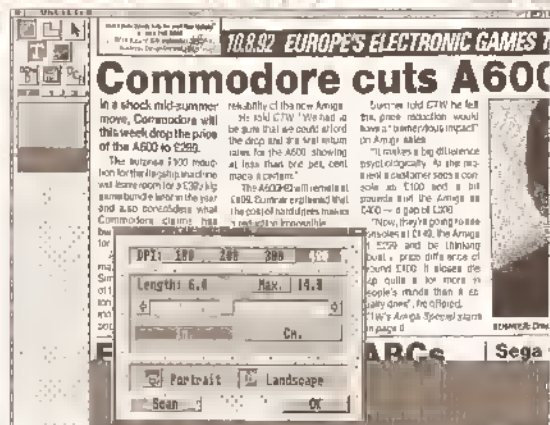
The software would try to match a digitised character with every character it had in its database, pixel by pixel, row by row, keeping a count of the discrepancies between it and every character on file. Then it would select the character that had the fewest discrepancies.

## MEMORY, TIME & MONEY

It took a lot of memory, and you had to have a character database for every typeface you wanted to digitise. And it took a lot of time. Often it was quicker to type it in yourself - or cheaper to pay someone else to type it in - than buy an OCR package.

And you couldn't OCR text that had been typeset - books, magazine articles and so on - because the text was proportionally spaced.

The invention that revolutionised OCR is called 'feature analysis'. This works by analysing the features of



Using a hand scanner to scan direct into Migraph OCR you can scan sideways (landscape) and have the software rotate the image automatically

characters - how many horizontal, diagonal and vertical lines each has and whether those lines end at the top, bottom, left or right; how many curves and whether those curves are facing left or right, or a closed curve.

The letter 'D' for example could be described as 'one vertical line on the left, one closed curve facing left'.

This simple description fits the letter 'O' printed in upmeteen typefaces. In fact there's more to a character description than this, but you can see the general idea. Using feature

analysis, proportionally spaced and professionally typeset text can be read, as well as text of any size - so pages with headings, subheadings and footnotes can be read in one go.

Strictly speaking, to work 'faultlessly' the software needs to have a recognition library for each style of type you are going to feed it, but in theory the ability to recognise the difference between the two major type styles, serif and sans-serif, would be enough to be going on with. Even then feature analysis can be fooled by characters that have identical descriptions - the letter 'O' and the number '0' for example. Which is where another bit of jargon comes in: 'context sensitive'.

Say the OCR software comes across a 'one closed curve' description. Is it a letter 'O' or a

number '0'? I know, says the context sensitive software, let's look at the character directly to the left. Is it a letter? No. Is it a number? Yes. OK, and what about the character on the right, is that a number too? Yes. Ah, then the odds are that this is a zero because you don't often get the letter 'O' between two numbers.

This technique can become quite sophisticated. For instance, in the English language you never get the letter 'p' following the letter 'q', so if this character sequence is what the OCR software thinks it has seen, the context sensitive part can tell it to think again. So it trundles off and looks in a dictionary. If it still can't make sense of it all, then ultimately it can present the problem to the user and

a comprehensive context sensitive system, a large dictionary (or 'lexicon' as computerised dictionaries tend to be called), and a good training system that allows 'user dictionaries' to be created, almost any printed document should be transferable from paper on to disk with very few mistakes. Out of 100 characters transferred, at least 98 or 99 should be correct.

At the end of the day, this level of accuracy is the yardstick by which any OCR software must be measured; even an accuracy level of 90 per cent is not enough because it can take longer to find and correct 10 mistakes out of 100 characters than it would a trained typist to type the 100 characters correctly by hand.

## MIGRAPH OCR

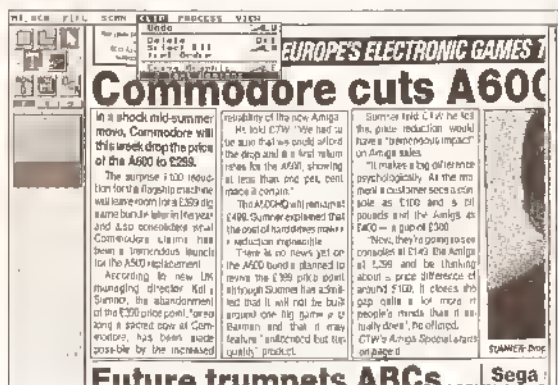
First, the words that throw fear into every Amiga owner's heart, what are the dreaded 'system requirements'?

You require a hard drive because when Migraph OCR runs out of memory it will use the hard drive to 'cache' data, and the size of the data that needs to be cached can quite feasibly exceed the storage

capacity of a floppy disk. The back of the box says a minimum of 2.5Mb is required, but like most memory intensive programs, the minimum requirement means it'll run, but you won't be able to do very much. If you have just 2.5Mb of memory and you

are using Migraph OCR to do the scanning (using a hand scanner, more about this later) then after the program has loaded you will have enough memory left to scan a 4in by 6in area at 300 dots per inch (dpi). The same goes if you are importing pages (ILBMs) that have been pre-scanned - no way can a 300 dpi (or greater) scan of even half an A4 page be imported.

With 3Mb of total memory you can use Migraph OCR and a hand scanner to read in the maximum 4in



The next step is to draw clip boxes around the three text areas to be OCRed

ask him or her to sort it out. This part of OCR is called 'training'. You tell the program that the character is really an 'a' - it could have looked like a 'p' because there was a smudge on the paper, or because the 'a' in that typeface is of a weird design. In the latter case you can tell the software to remember the description of that character, and the next time it sees something that matches - assume it is a letter 'a'. With well-written feature analysis software, a few recognition libraries,

**"Headings, subheadings and footnotes can be read in one go"**



The interactive Learning requester will ask you to clarify any unrecognised characters. Here the small glitch to the left of the 'm' has confused the software, so I replace the '.' in the gadget with an 'm'

by 14In area at either 300 or 400 dpi, and a 300 dpi pre-scanned full A4 page can be Imported - just. If you want to handscan landscape (sideways) and have the software rotate the scan by 90 degrees so that it is the right way up again (again, more on this later), further memory will be required (or a hard drive) so that the data can be cached while the rotation takes place.

Migraph OCR feels really wobbly with 2.5Mb, and crashes occasionally. With 3Mb it is more stable, provided you don't try to multi-task too much and stick to 300 dpi scans. Once you get over 4Mb, Migraph OCR never complains of memory shortage, even with a full A4 page at 400 dpi loaded.

Migraph OCR can Import black-and-white (two-colour, that is) IFF ILBM files, so it can use scans created with any Amiga scanner, plus two-colour IMG and TIFF files so that pages scanned on another platform can be transported on to Amiga disks and imported if required.

**DIRECT SCANNING**

The software currently has direct support for three hand-held scanners; Migraph, AlfaData and Golden Image.

It's the interface part of the scanning equipment that's important here, and the interfaces for these three hand scanners operate in the same way. If you own another make of hand scanner - Power Scanner or DataScan Professional for example - you can still use Migraph OCR but you'll have to use the scanner's specific software to create and save the IFF ILBMs, and then Import them into Migraph OCR.

(Or you could try 16/32 Systems on 0634 710788 which sells the Golden Image interface separately, which allows you to use the direct hand scanning part of Migraph OCR).

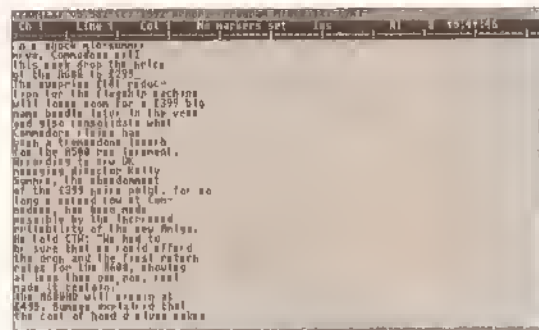
The direct scanning part of Migraph OCR is a doddle. The Scan Settings requester has just three

features, and one of those - the scan resolution - is automatically read from the switch on the scanning head. A slider allows you to specify the length of the scan in inches or centimetres. This slider is intelligent inasmuch as its maximum length will never be greater than memory will allow; 14in is the absolute maximum. The width is always 4in - the width of

the scanning head of course.

The third option is Portrait or Landscape. Portrait is for scanning columns of text that are 4in or narrower. Landscape lets you scan wider text sideways, after which the software automatically rotates the scan by 90 degrees so that everything is upright on the screen.

The tricky parts are getting the



Saving the text as 'lines' results in the original column width being maintained and a carriage return at the end of every line

brightness level correct and scanning exactly vertically or horizontally - but this comes with experience. As it happens, Migraph OCR does not complain at all if a scan is slightly skewed - no more than five degrees off true in my experience - the scan can still be read by the OCR software, although it takes a little longer and misreads characters more often because the software has to work with its head tilted to one side, as it were. The more skewed the scan, the longer it takes to interpret and the more mistakes are made.

Migraph OCR has been written with hand scanners very much in mind. The developers have realised that many people may want to scan wide A4 pages of text, and have included an Append facility to the saving of text so that three or four Landscape strips of page can be scanned, read and saved one after the other, resulting in the one file of ASCII text. If you are using a scanner not supported by the software, then

you would need to import each scan and rotate it before letting OCR loose on it, but you can still append the text to the ASCII file created by the previous scan.

Owners of flatbed A4 scanners, of course, will not have this problem because the full page can be scanned, imported and interpreted in one session. But it's worth pointing out that 300 dpi is the minimum resolution required; the software will certainly read 200 dpi scans and try to interpret them, but anything below about 15pt text is hard work and probably quicker to type in yourself.

Once the scan to be processed is in Migraph OCR, whether scanned directly or imported, it's time to do some optical character recognition.

**'I KNOW THAT FACE'**

Migraph OCR uses 'OmniFont technology', which is the feature analysis method of character

recognition described earlier. The manual says it has been pre-trained on 20 typefaces: Artisan, Bookman, Brougham, Carol Pica, Courier, Courier Italic, Delegate, Elite Modern, Helvetica, Herald Elite, Letter Gothic, Lori, Lubalin, OCR-B, Pica, Prestige Elite, Prestige Italic, Prestige Pica,

Times, Titan and Title. (I make that 21 typefaces, but who's counting?)

It's fair to say that most of you won't be able to recognise by eye any of these typefaces, but this needn't concern you because you don't have to tell the software what typeface it is reading, the process is almost entirely automated.

On top of feature analysis, Migraph OCR has context sensitive linguistic databases. These are Proximity-Merriam-Webster for English, and Proximity-Collins for French and German. It also has the ability to train the software to recognise and remember questionable characters and even complete typefaces. So from a 'technical

specs' point of view, Migraph OCR really is the bee's knees, right on the cutting edge.

Before you can start processing the scan there are one or two things you might want to tell the program. Like in what order the columns of text should be processed, and which part or parts of the scan should be ignored - your scan may have a graphic on it, for instance, or a large dropped capital, and you will

probably want the software to ignore these.

This is achieved by drawing 'clip' boxes around areas of the scan. For a scan of text in three columns, for example, you would draw a clip box around each of


the three columns; the box you draw first will be processed first, the one you draw second will be processed second, and so on and so forth. If you muck up the order in which you draw the clip boxes the software will let you rearrange the 'sort' order.

Of course, some pages you scan may have graphics on them in awkward positions, busting into the text with the text running around them. Migraph OCR deals with this problem by allowing you to draw 'polyline' clip boxes as well as simple rectangular ones. This makes it easy to click around the boundary of a graphic in order to exclude it from the finished clip box.


And if drawing polyline clip boxes proves awkward or confuses you, Migraph OCR will let you draw a series of overlapping rectangular clip boxes and will then automatically combine them to form a polyline box. Nice touch.

After a clip box has been drawn it can be finely adjusted by dragging control points or 'handles' at the intersection points. A 'thumbnail' representation of the whole scan can be viewed to position the bounding boxes approximately, then there are two magnification levels if accurate adjustments need to be made. You can move about the magnified scan

**"Migraph OCR has been written with hand scanners very much in mind"**



Saving the text as 'paragraphs' means that end-of-line hyphenations will be removed and each paragraph is saved as one long line with a carriage return at the end of it, making for easier formatting in your word processor



The Settings requester is uncomplicated, but I wish Migraph had used ticks to show when something has been selected instead of coloured-in squares

by means of horizontal and vertical sliders, or by a locator gadget.

Now, one of the worst aspects of complex programs is that sometimes they can be difficult to set-up simply because of the sheer number of different configurations possible.

**EASY TO SET UP**

Migraph OCR isn't like that. The Settings panel is divided neatly into four sections. The Input section wants to know whether the scan is going to be coming from a scanner or a file, and if it's a file it needs to know which graphics format to expect from IFF, TIFF or IMG - or an intelligent '#?' option tells the

software to investigate the file to be imported and act accordingly, which is a much more sensible idea.

The Output section is no more difficult. Output format can be selected, although currently only ASCII is supported; I imagine Migraph is considering support for the popular Amiga word processor formats, should the need arise, but in the meantime they can all read ASCII so there's no real problem.

The output filename is specified here, along with whether you want the data appended to an existing file of the same name, and whether the output should be written as paragraphs (recognised by indentations or blank lines between paragraphs in the scan) or lots of single lines, retaining the column width of the original. The path and name of your favourite text editor or word processor can be specified, and an option can be selected that automatically runs the editor and loads into it the text you've just OCR'd, ready for any corrections that may or may not need to be made. Note that to use this feature you'll need plenty of memory because Migraph OCR isn't closed down - the

text editor or word processor will be multi-tasked. One final output setting allows you to select a graphics output format of IFF (ILBM) or TIFF. Areas of your scanned page can be specified as graphics and subsequently saved, but I would guess you won't be using this feature very often except maybe to save the odd line drawing or logo, or perhaps to save the entire scan

for posterity.

The Temporary Path setting allows you to specify where Migraph OCR should save files when it needs to cache data. If you've got 6Mb of memory or more, you can safely specify RAM: here, which helps to speed things along now and then.

The most complex part of the Settings requester is the Documents section. The Language setting is obvious enough, but the Dictionary setting can be confusing at first, and it is important to understand how it works. This dictionary isn't the context sensitive lexicon database, it's your 'user-defined' dictionary for training the software to

recognise new characters.

You can New, Append or Read this dictionary. New means create a brand new dictionary of the specified name, overwriting any dictionary of this name that already exists (you will be asked to confirm before overwriting). Append means add any new characters that you train it to recognise during this OCR session to the dictionary of the specified name. Read means use the dictionary of the specified name to try to find any characters that aren't recognised, but don't add any new ones to it.

The idea is that you create specific dictionaries for specific

typefaces or publications. Say, for example, you regularly scanned and OCR'd articles from *Amiga Shopper*, then it'd be sensible to create a New dictionary called 'Shopper' on your first session, and Append to this dictionary on every subsequent *Amiga Shopper* OCR session. After a while the software will know all about *Amiga Shopper's* typeface, and will sail through scans like a knife through butter. Scans from other publications or documents, however, would be saved to a dictionary of another name.

It would be perfectly possible to create one massive user dictionary

Until you've built up a few user dictionaries you should have Interactive Learning switched on.

All these settings can be saved to a default configuration file that gets loaded automatically when you run the program; alternatively you can save configuration files under personal filenames to be loaded by yourself at the appropriate time.

**TEACHING IT TO READ**

At last we've arrived at the actual job in hand, the optical character recognition stage. So it's time to click that button... The job is completed in several 'behind the

scenes' phases during which decisions are made with the help of the main dictionary, any user-dictionary specified, and the lexicons. The time this takes depends on how large the scan is, the quality of the scan, how skewed the scan is, and whether it already knows about the particular typeface(s) it finds. On an Amiga 500 Plus with GVP hard drive and 4Mb of memory, for a hand-scanned 4in by 4in area of text



Using a flatbed scanner you can import a whole page. Any graphics on the page can be 'clipped' and saved if required, or deleted if you want rid of them

covering every different typeface you ever scanned, but this would slow things down to a crawl because the whole user dictionary would have to be searched every time. It's better to have smaller and more precise dictionaries for every occasion.

Text and Pitch have to be specified in the Document section as well, which is the closest you get to telling the software which typeface to expect. Small (under 10pt) and Normal (10-18pt) are your choices of text, Fixed and Proportional are your choices of Pitch.

The final Document setting specifies whether you want Interactive Learning or not. If this is not selected the program goes into Automatic mode and any characters it fails to recognise precisely will be replaced with its best guess or, if it's really stuck, with an '@' character.

these phases take about two or three minutes to complete; on an Amiga 3000 it usually takes well under a minute for even a full A4 scan of maybe 1,000 words.

Once these phases have finished you are presented with the Interactive Learning requester so that you can tell the software what to do about any unrecognised characters. The way this Interactive Learning requester works takes a little getting used to, and you're bound to muck it up a few times to begin with, but the procedure soon falls into place.

At the top of the requester is a box showing the ASCII version of the last few lines of text that have been processed, with the word that contains the unrecognised character inverted at the end of the display. Below this is a much smaller box showing the scanned version of the same word; the unrecognised character is displayed in black, the rest of the word is ghosted.

Below this is another box, with a string gadget containing what the software thinks the unrecognised character is. If the software is wrong, you can delete this character and correct it.

Many of the unrecognised characters Migraph OCR throws up will be two or three characters that by design or fluke are touching. For instance, some character pairs that

**THE ALL-IN-ONE SOLUTION**

If you're interested in OCR but don't own or have access to a scanner, it might be worth considering buying the two together in AlfaData's 'AlfaScan Plus with OCR' package, thus saving yourself a few bob.

The hand scanning software supplied is the excellent *Touch-Up*, plus the *Merge-It* utility that allows you to join two narrow scans together to make a wider one. The scanning head is the standard Marstek unit supplied with almost all Amiga hand scanners.

The version of Migraph OCR included in the bundle is the same as the version reviewed here, except that the File Import option has been disabled, so you can only OCR pages that you scan directly into Migraph OCR using the supplied AlfaScan Plus scanner.

are tightly kerned (pushed closer together, in other words) will be presented to you for confirmation – it's amazing how often the software's best guess is correct.

There are two ways of confirming a character (or sequence of characters), by Accepting or Training. Accepting means the character won't be remembered, so the next time the software comes across the same thing it won't recognise it and will ask for confirmation again. Training means the character will be remembered for the rest of that session, plus subsequent sessions if you are saving a user dictionary.

Two buttons in the Interactive Learning requester allow you specify a 'default' confirmation. This enables you to speed up the process significantly by simply pressing the Return key instead of having to take your hands from the keyboard to grab the mouse and click a button; alternatively you can hit the assigned function key.

Sometimes the software will guess that a sequence of touching characters is just one character, and this character is presented for editing in the string gadget. If, say, the sequence should be 'rme' and the software has guessed 'w', then you can delete three spaces backwards, enter 'rme' and press Return. This procedure is probably the most difficult to get used to, along with what you have to do when a broken-up or badly scanned single character is guessed as being two separate characters; the technique here is to correct and Accept the guess in the string gadget for the first half of the character, then when the second half is presented to you, delete it using the Delete gadget or the appropriate function key.

Should you suddenly realise you have made a mistake, there's no

need to panic because the software remembers the last 15 unrecognised characters and will allow you step back and correct them.

**DOES IT WORK?**

Migraph OCR is extremely easy to use; the manual is hardly needed. The most important thing you have to remember is that if you keep overwriting the user-dictionary by having New selected during every OCR session, then the software is going to be continually asking you for confirmation, slowing down dreadfully a process that you will eventually want to be as automatic and quick as possible.

You must remember to create different user-dictionaries for different typefaces, and you have to remember to Append to these dictionaries every time you have an OCR session using that typeface. This way, gradually you will be asked to train the software less and less until, eventually, the software will be

on the typeface, so I had to go through the Interactive Learning process with it. After I had trained it on the unrecognised characters in this one scan, I imported the scan afresh, instructed the software to Read the user-dictionary I created, and then set it off on Automatic.

The scan was of a 3in by 10in column of 10pt typeset text from a


**"...27 mistakes in 3,364 characters. That's a 99.17% success rate"**

magazine. It contained 3,364 characters (608 words). The text file the software created contained just one mistake, misreading an apostrophe as a comma, maybe because the scan was slightly skewed in the middle.

However there was a further complication in that a number of spaces had been inserted into the text where they shouldn't have been – mainly before full stops and commas, but also in the middle of a few words – 26 of them in all. So being really hard on it, there were 27 mistakes in 3,364 characters. That's a 99.17 per cent success rate.

The spaces before punctuation marks were dead simple to put right in my word processor using a quick search and replace operation. The apostrophe and the spaces in the middle of words I had to correct by hand, although a spelling checker helped. It took me five minutes to scan and OCR the page, plus a further minute to clean up the 608 words produced. Six minutes in all. That's 100 words per minute, as fast as a professional speed typist. Speaking as a three-fingered typist, it would have taken me half an hour to type 600 words.

Is Migraph OCR too good to be true? That's what I thought, so I tried again with another scan and a smaller typeface, 9pt this time. I ended up with 40 mistakes in 5,295 characters (935 words), a 99.24 per cent success rate. Again a lot of those mistakes (15) were unwanted spaces before punctuation marks. And this time I noticed (for the first time!) that because I'd saved the



The software will need to be trained to recognise most italic typefaces because they are normally tightly kerned – that is, the bottom half of letters tuck underneath the top half of preceding characters


able to go it alone. How long this will take will depend on how much OCRing you do.

To be completely objective about how accurate Migraph OCR can become, and how quickly it can learn, I would have to test it for a long, long time.

You will appreciate, I'm sure, that I don't have that time because you want to know about this software now – not next year. So I gave it a really cruel test...

I picked a page of text at random, hand-scanned it, OCRed it, and then counted how many mistakes it made.

The software was not pre-trained



Saving text as 'lines' can make editing and formatting the resultant file hard work. Best to select 'paragraphs' whenever possible

**GET AN OCR UPGRADE – FREE!**

There were a couple of slight problems with V1.0x of Migraph OCR, and Golden Image (UK) Ltd is offering a free V1.1 upgrade to owners who have earlier versions, whether it is the full version or the version that comes with the 'AlfaScan Plus with OCR' package. Phone Golden Image on 081-365 1102 for more details.

**CHECKOUT MIGRAPH OCR VERSION 1.1B**

**Ease of Use** ●●●●●  
A couple of goes and you're an expert. Hand scanning in a straight line is the difficult part to master.

**Features** ●●●●○  
ToolTypes support Workbench or Custom screen in two or four colours (PAL/NTSC, HiRes/HiRes-Interfaced, plus user-defined Overscan sizes). The only feature it lacks is the ability to edit the user dictionaries. It's a real pain when you accidentally save a bum character because the only way to remove it is to trash the whole dictionary and start again

**Speed** ●●●●○  
The OCR itself is quite quick but the interface could do with some speeding up. It can take a couple of minutes for the program to load and for the Migraph screen to appear.

**Documentation** ●●●●○  
Does all that is required of it. Any bigger and people would complain.

**Price Value** ●●●●●  
It's terrific value, well less than half the price of equivalent PC software.

**Overall rating** ●●●●○  
Stunning stuff. But remember that you need a hard drive and you're bound to have the odd problem if you have less than 4Mb of memory.

text as paragraphs (as opposed to lines), the hyphenations in words at the end of lines in the scan had been automatically removed and the two halves of the word joined together.

It's obvious that Migraph OCR delivers, and when you consider the cost of equivalent software on the PC, Migraph OCR seems a bargain. OK, it's not 100 per cent perfect, no flexible OCR software is (yet), but I think we can live with 99 per cent accuracy for the moment. **AS**

**SHOPPING LIST**

- Migraph OCR ..... £160  
by Migraph Inc,  
32700 Pacific Highway South,  
Suite 12, Federal Way, WA 98003, USA  
☎ 0101-206-838-4677
- AlfaScan Plus with OCR ..... £249  
by AlfaData Computer Technic Corp,  
3FL, No. 8 Lane 263, Chung Yang Road,  
Nan Kang, Taipei, Taiwan

Both distributed in UK by:  
Golden Image (UK) Ltd, Unit 12a,  
Millmead Business Centre,  
Millmead Road,  
London N17 9QU  
☎ 081-365 1102

# ARTWORKS CLIP ART

Each disk contains between 175 and 270 original, high quality, images for use with Amiga art and DTP programmes - Deluxe Paint, PageSetter, Pro Page, PageStream, Wordworth, Penpal etc.

1. Pets 2. Castles, cottages & Churches 3. Trees  
4. Signs & symbols 5. Wild Animals 6. Prehistoric Life  
7. Signs & symbols II 8. Weddings & family occasions

£6.99 each - Buy 3 or more for only £6 each - Over 1400 Images for only £48 inclusive of 1st class P&P.



Please make cheques/PO's payable to ARTWORKS

(Dept Ash) 1, Pond View, Wootton, Utceby, S.Humberside. DN39 6SF ☎ 0469 588138  
Orders normally dispatched within 48 hrs or immediately after cheque clearance.

## SPECIAL FX

Vista .....	£43.00
Image Finder .....	£43.99
Scenery Animator .....	£61.29
Deluxe Paint 4.....	£62.00
Deluxe Video 3 .....	£69.00
Pro Vista .....	£71.00
Alter Image FX.....	£94.95

## VIDEO PRODUCTION

Big Alternative Scroller .....	£33.25
TV Show Pro .....	£49.99
TV Text Pro.....	£81.84
Font Pack 1 for Broadcast	
Titler 2 .....	£83.60
Font Enhancer for Broadcast Titler	
2.....	£83.60
Pro Video Post .....	£159.60
Broadcast Titler 2.....	£170.05

WE ARE A COMMODORE AUTHORISED REPAIR CENTRE, AND HAVE OUR OWN SERVICE CENTRES. WE CARRY LOT'S MORE TITLES, PLEASE CALL FOR DETAILS

# B.C.M.

St. Andrews House  
26 Brighton Rd. Crawley, West Sussex  
Tel: 0293 821701



## EARN £POUNDS with your MICRO

### Financial Security - New car - Holiday

Your Micro can give you all of this and **MORE**. The make and power is irrelevant - Any micro will become a goldmine if you follow just a few simple instructions.

Working for others will never get you rich - but we will show how working from home can open the door to undreamed of riches. You already possess the tools to guarantee your financial security - now take *the most important step of your life* and send for our **FREE** information pack detailing how to set up your own

### HOME MICRO BASED BUSINESS

NOTE - unlike several other advertisers we do NOT offer just a small flimsy printed booklet of ideas, but we DO offer a complete get you started package including training/reference material, cut price sources, software and backup.

For **FREE** details, send SAE to

'PPV', 3 Greaves Way, Bishops Itchington, Warks, CV33 0PY

## Amiga-64-Link

- Links C64 peripherals to Amiga parallel port
- C64 Not required

### Connects C64 printers to the Amiga

- Supports MPS, DPS, VIC, Star, Brother, Seikosha & Citizen printers
- Graphics output on dot-matrix printers
- Works with all software

### Transfers C64 disk files to the Amiga

- File transfer programs
- Read/Write text, binary & program files

Standard "Ami-64-Link" £35.25

Prices include VAT and delivery

Budget "Ami-64-Link" £23.50

Budget stops multi-tasking during printing



York Electronic Research (0904) 610722

The Paddocks, Jockey Lane, Huntington, York YO3 9NE



# VIDEO USERS!

## VIDEOWARE PRESENTS A NEW AND INNOVATIVE CONCEPT IN VIDEO TITLING THE VIDEOGOLD COLLECTION

**12 Disks full of superb animations and effects to transform your videos into professional looking productions instantly!!**

Mix and match the animations with your own text or use our specially designed brushes and animbrushes supplied to give you **ENDLESS** variations and cover **EVERY** occasion.

Designed by Graphic Artists, the volumes cover Weddings, Birthdays, Sport, Holidays, Parties, Children, Special occasions and much more!

All will run on Amigas with a minimum of 1 Meg and DPaint 3 or 4 and any other graphics or Multimedia program supporting anims/animbrushes.

Animated Wedding Album, Christenings, Animated Copyright Messages, Holidays and Places, Anniversaries, Christmas - You name it!!

### AND THE PRICE? JUST £29.99 FOR THE 12 DISK COLLECTION

Don't worry if you have little or no graphics experience. The **VIDEOGOLD COLLECTION** comes complete with a full user guide to enable you to get the most from the disks - we even supply a hot-line for those who need further assistance.

Available from all good computer + video retail outlets - or direct from **VIDEOWARE**.

**VIDEOWARE, DEPT (AS)**

**50 HEATHER CLOSE, LOCKING STUMPS,  
BIRCHWOOD, WARRINGTON WA3 7NX**

Or telephone 0925 851559 for further information, help or advice.

Please make cheques/PO's payable to **VIDEOWARE**.

Paul Overaa test drives the new HiSpeed Pascal package from HiSoft

# IN THE FAST LANE

**H**iSpeed Pascal has arrived. If you're thinking about learning a new language, is this the package for you? How does HiSpeed Pascal stand up to the competition?

When you open the package you'll find two manuals and three disks – separate program disks are provided for Workbench 1.3 and Workbench 2 users and the third disk contains the system's unit files (units are libraries of predefined functions, procedures and data).

The manuals are up to the usual high standard of HiSoft-related documentation. A user manual and a technical reference manual are supplied (containing 202 and 278

pages respectively). The user manual provides an Introduction to the system and deals with the editor, compiler, debugger and other tools. There's also a section introducing a number of Amiga-specific operating system issues including the use of the system's Amiga units and their connections with the library, device and resource mechanisms.

The technical reference manual deals with the syntax of the language and the HiSoft/D-House implementation. Also included are more unit descriptions (namely the DOS, System and Graph units).

The material of both manuals is well written. My only niggle is that I would have preferred to have seen the operating system support

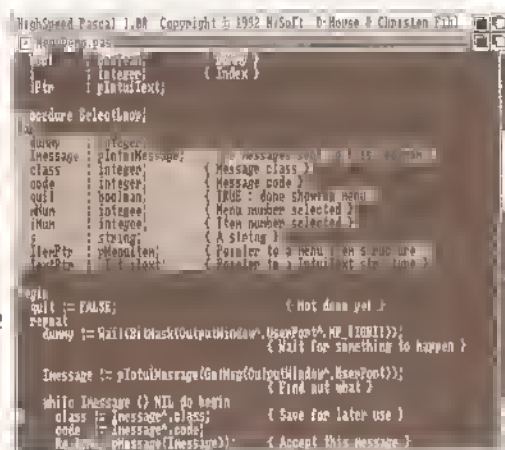
chapter of the user guide moved to the technical reference manual because that way all the unit documentation would have been together.

## THE HISPEED PASCAL EDITOR

This makes extensive use of the Workbench 2 way of doing things – you'll find action and check box gadgets, radio buttons and gadgets which cycle through various options as they are selected. The editor lets you work with multiple files and enables you to open multiple windows into the same file (this is handy for multiple copy and paste operations between areas of the same program because you do

and 'find-&-replace' options are also provided along with a bookmark scheme which allows you to insert place-markers into a program file. In addition to this there are options for defining all the usual types of global settings for tab size, end-of-line behaviour, auto indenting, automatic back-up creation and so on. Most editor settings can be saved to disk and when the editor has been asked to create project icons, things like bookmark settings can also be stored along with the project.

Not only can the compiler options be controlled directly from the editor but you can also compile



HiSpeed Pascal's editor program

and run your programs. Automatic location of errors in the source after a failed compilation is provided and the net result is that HiSpeed Pascal offers an environment which enables

you to create, load and save, compile, edit and run finished programs directly from the editor's menu system.

There are far more options than space permits us to talk about but the important thing is that the HiSpeed Pascal environment, which like Devpac 3 uses the editor as the main anchor point, provides a level of integration which will appeal to new-comers and experienced users.

### BEGINNERS

Pascal is a powerful high-level language beloved of academics. Unlike languages such as Basic and C, which still let the programmer take liberties with code, Pascal has strict rules. In fact, the Pascal way of doing things works to the advantage, rather than the disadvantage, of the programmer. With Basic type languages for instance you might start off a program using a variable called MESSAGE\$ but, whilst using this later in the program, might mis-type the variable's name and write MESAGE\$ or forget the \$ identifier and write MESSAGE.

Basic is happy to let you do this and on seeing these variable names will actually create new variables for you. The net result at the end of the day is that your program will not work as intended. Pascal does not let you make such mistakes. If you do try to use a variable that has not been properly declared the



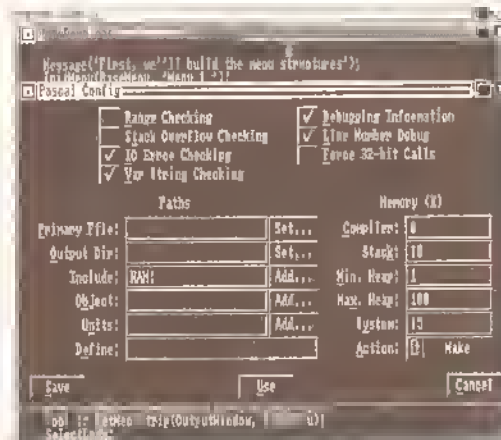
### BEGINNERS START HERE

### BEGINNERS

compiler will tell you.

Pascal also has useful conventions concerning functions and procedures and the data they work with. It is because of these and other benefits that Pascal has a high profile in colleges and universities. In fact most serious books on algorithms and program design tend to adopt Pascal or Pascal type pseudo-code as the vehicle for their explanations.

Pascal is a well standardised language and there is an ISO (International Standards Organisation) standard available. Having said that, the language does come in a number of 'flavours' and Borland's Turbo Pascal, because of its popularity in the PC world, needs a mention. By the sheer size of its user base Turbo Pascal has created its own 'defacto Pascal standard' and there are a great many Turbo Pascal books and PD programs available.



Compiler settings are easily adjusted within HiSpeed Pascal

not have to keep moving between the source and destination sections).

Clipboard cut/copy/paste facilities are provided and these are mouse-controlled, ie by holding the left mouse button down and wiping the mouse over the area of program-code you wish to mark for copying.

There is a macro facility which lets the editor learn, and re-play, any useful sequences of keystrokes and some good requester-based 'find'

## THE COMPILER

This can be used as a stand-alone program or from the integrated environment provided by the editor program. Options are available for range, stack overflow, IO error and string length checking and for the inclusion of varying amounts of debugging information.

The compiler is largely compatible with Turbo Pascal 5.0 for the PC. This is a big advantage because it means that the large

amount of software and books available to *Turbo Pascal* users will be useful to the *HiSpeed Pascal* user. However, the *HiSpeed* compiler does not currently implement the

compilations. *FDTtoPascal* generates skeleton units from Commodore style function description files.

**THE AMIGA CONNECTION**

*HiSpeed Pascal* comes with a number of units which give access to the Amiga's operating system (many of the example programs supplied with *HiSpeed Pascal* illustrate the use of these unit functions). While the manuals provide a good overview, users intent on accessing these components will (as with all languages) need to obtain the appropriate system documentation. The Amiga uses a system

of shared library, device and other hardware resources and a program must ask the operating system for access permission before using them. The Exec library, which includes functions which allow you to open other system libraries, does not need to be explicitly opened and since *HiSpeed Pascal* itself opens the DOS library a *HiSpeed Pascal* program can use both Exec and DOS functions (via the *HiSpeed Pascal* supplied DOS unit) directly. Other libraries, and the Amiga's device and resource facilities, have to be explicitly opened before use.

The *HiSpeed Pascal* interface for all of these system support facilities is based on a number of units each

documentation (ROM kernel manuals and the Ilke) and some knowledge of the C language. A brief summary of C has been included in the *HiSpeed Pascal* user manual.

Having said that, you only need travel down this road as far as it suits you. *HiSpeed Pascal* provides in-built DOS, CRT and Graph units which provide high-level Pascal type access to a great many graphics and display routines. The Graph unit for instance enables you to write programs using facilities equivalent to those provided by the Borland Graphics Interface for the PC. The advantages are that you can use them without being Amiga-System literate and that your programs will be more portable. Many users will find that these unit facilities are more than adequate for all their graphics and system function needs.

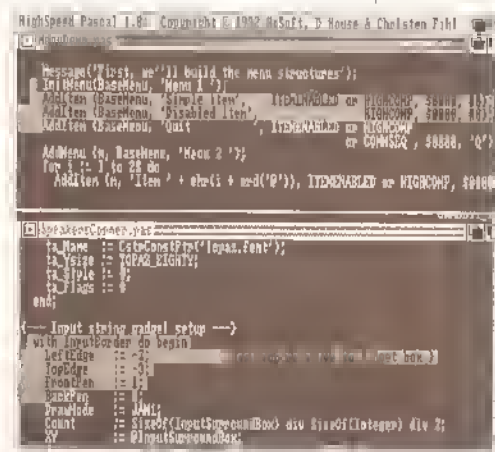
**IN USE**

Most of the *HiSpeed Pascal* environment is very user friendly. The editor is a joy to use and the compiler, since it is menu driven from the editor, appears to be almost transparent. All the new user really has to worry about is writing programs.

The same cannot be said of the debugger because of the need to understand 68000 assembly language. My advice to the new user would be to ignore *MonAm* and debug programs by listing them, thinking about them, and using `WriteLn()` statements to dump important values back at the console.

**LAST WORDS**

Pascal is an important language and despite the high profile of languages such as C on the Amiga this HiSoft/D-House offering deserves to do well. Because it enforces good programming discipline, Pascal is ideal for beginners. Amiga programmers who are Pascal-literate will know only too well the advantages which the language offers - I for one will be taking a long-term interest in this product! **AS**

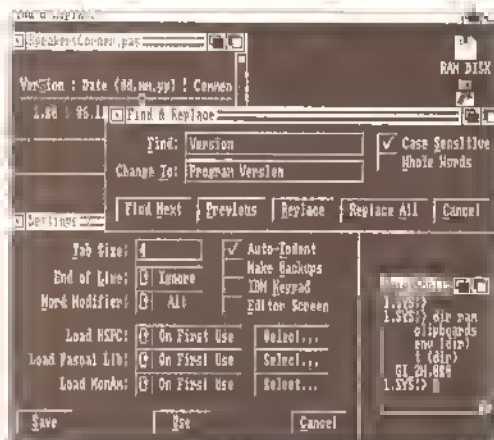


Cutting and pasting between different projects is very easy

new 'object orientated' language extensions which were introduced with *Turbo Pascal 5.5*. The *HiSpeed* compiler, as might be expected, is also similar to the Atari ST version and any problems when porting *HiSpeed Pascal* applications from the ST are likely to stem from data rather than program portability issues (see later).

**THE DEBUGGER**

The low-level *Devpac* debugger, *MonAm*, has been included with the package. It's a symbolic multi-window debugger able to step through a program displaying code instructions, 68000 register contents, processor status, and memory contents in hex or ASCII form as it does so. If debugging information has been included in a



*HiSpeed Pascal* makes good use of the Amiga's multi-window environment

**DATA PORTABILITY**

While many Pascal programs will be available to Amiga *HiSpeed Pascal* users with little change, there could be minor problems with moving data from the PC and, to a lesser extent, from the Atari ST. Since the ST uses the same graphics there won't be any byte ordering problems, but the ST and the Amiga use different end-of-line conventions on their text files which may be something requiring attention (basically the ST uses a carriage-return/linefeed pair to signify the end of a line in a text file whereas the Amiga uses a single linefeed character).

With PC written data there are additional snags including the fact that the 80x86 based *Turbo Pascal* compiler uses a byte ordering convention which is the reverse of the 68000 based *HiSpeed Pascal*. None of these things will cause serious problems. As far as byte ordering is concerned, *HiSpeed Pascal* has `SwapWord`, `Swap` and `HiWord` instructions so that such changes can be made within the program reading the data.

**JARGON BUSTING • JARGON BUSTING • JARGON BUSTING**

**Algorithm** - A description, based on a defined series of steps, which enables some task to be performed.

**Byte Ordering** - Microprocessors can use two conventions when storing addresses and data items which consist of more than one byte. Some, like the Motorola 680x0 chips place the most significant bytes of the object first. Others, such as the Intel 80x86 series, use the reverse convention (ie they place the least significant bytes first).

**Syntax** - Rules of a computer language which govern how it can be used.

**Unit** - A precompiled collection of Pascal functions, procedures and data,

program *MonAm* can use it to display the original program labels. *MonAm* is very powerful but as far as the Pascal code is concerned it suffers from one major disadvantage, namely that some experience with 68000 assembly language is needed in order to use it.

*HiSpeed Pascal* provides a couple of additional utilities: *LibMaker* lets you combine units to make a customised library file that the compiler can use to give faster

of which encapsulates a single library, device or resource. These units provide all the relevant system header information (ie the data structures and predefined constants), together with the associated procedures and functions.

These system-related issues will clearly not affect a Pascal newcomer at first but when it does become necessary to investigate and use the run-time libraries and devices you will require the appropriate system

**SHOPPING LIST**

**HiSpeed Pascal..... £99.95**  
 Available from  
 HiSoft, The Old School,  
 Greenfield,  
 Bedford MK45 5DE  
 ☎ 0525 718181

**CHECKOUT  
 HiSpeed Pascal**

**Ease of Use** ●●●○○○  
 The Editor's Intuition/Workbench 2 style of doing things is superb but the *MonAm* debugger may not be that useful since it needs the user to be familiar with 68000 assembly language.

**Features** ●●●●○○  
 A powerful, well implemented, package.

**Documentation** ●●●●○○  
 Good, reliable, documentation.

**Speed** ●●●○○○  
 Editor and compiler have performed well.

**Price Value** ●●●●○○  
 Borland's *Turbo Pascal* has done much to bring down the prices of Pascal compilers and it is in packages such as the HiSoft/D-House package that we see the benefits.


**Overall rating** ●●●●○○

At the risk of sounding like HiSoft's PR department this is another HiSoft package to get the 'thumbs up' at *Amiga Shopper!*





# How to create



**A** lot of popular chaos theory is quite abstract, the Sierpiński gasket and the Mandelbrot set being prime examples. These two objects could not exist in the real world and have no links to nature. However, much of chaos theory, particularly the early material, is based on the natural world.

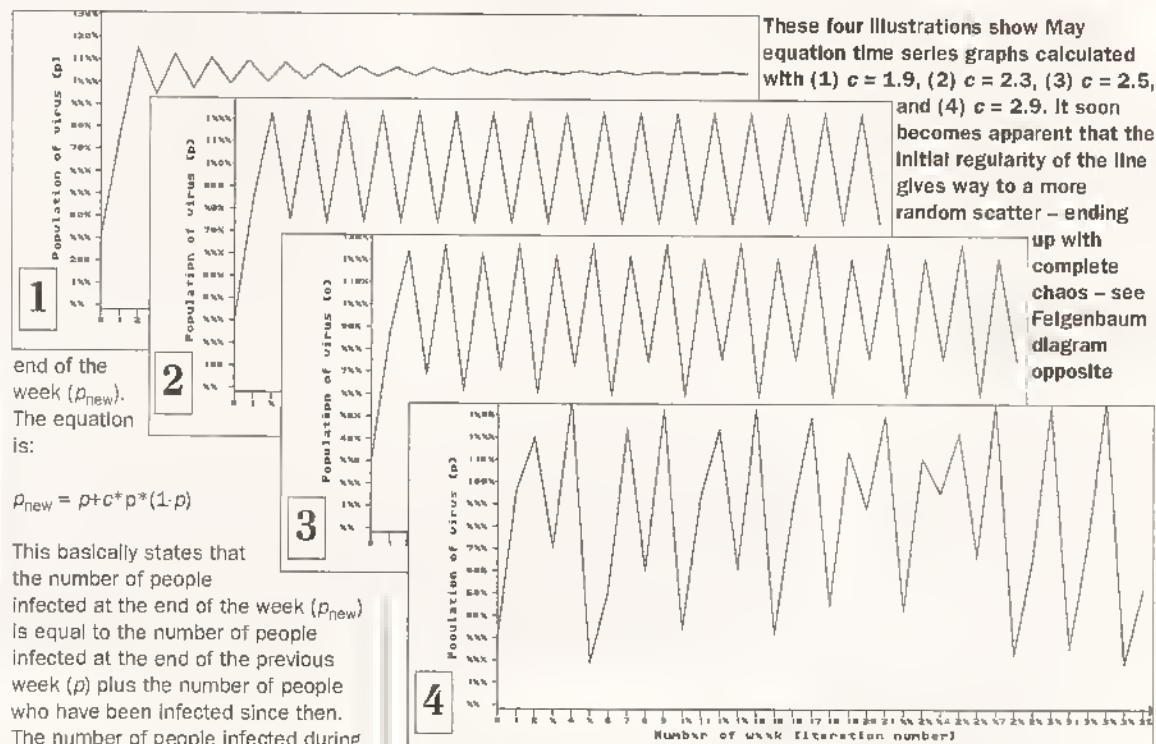
One such example is the investigation into the growth and decline of populations by the biologist Robert May. He developed a simple equation, the May equation, which simulated the erratic fluctuations of populations. This equation forms the basis of one of the most interesting fractals, the Feigenbaum diagram, named after eminent chaos researcher Mitchell Feigenbaum.

The Feigenbaum diagram represents the opposite situation to that of the Sierpiński triangle. That is to say that a complex, and in places chaotic, structure is generated from the very simple, non-random, formula which May derived from population dynamics. The accepted name for a non-random process such as this is a deterministic process.

## THE MAY EQUATION

There isn't space here to explain how May's population equation is derived, so I'll just state it and explain how we can use it. In this article the equation will be used to model the spread of a virus through a group of people, in this case the 'population' is the number of people infected with the virus. The equation takes the number of people infected at the beginning of a week (in the variable  $p$ ) and uses it to calculate the number of people infected at the

**Last month we discovered how an ordered structure could be created from a random process. This month Conrad Bessant generates chaos from order**



end of the week ( $p_{new}$ ). The equation is:

$$p_{new} = p + c * p * (1 - p)$$

This basically states that the number of people infected at the end of the week ( $p_{new}$ ) is equal to the number of people infected at the end of the previous week ( $p$ ) plus the number of people who have been infected since then. The number of people infected during a week is  $c * p * (1 - p)$ , where  $c$  is the contamination constant, which represents the success rate at which the virus spreads and persists in the human body. Different values of the contamination constant can be used to represent different viruses.

Note that the populations  $p$  and  $p_{new}$  are not absolute values, they are percentages, so if the population is 30% then 30% of people are infected. Of course, Amiga BASIC

can't handle percentages directly so we use fractions instead, for example if 1% of people were infected at the beginning of the week we would say that  $p = 0.01$ .

Now that we know what the symbols mean we can use the equation to predict the likely number of infected people at the end of any week. Let's create a theoretical starting situation (call it week 0) at the end of which 30% of the group have the virus ( $p = 0.3$ ). If the virus has a contamination constant of 1.9 ( $c = 1.9$ ) the calculations to determine the number of people infected after the first four weeks are shown in the May equation calculation table.

The results are calculated by feeding the previous week's population into the next week's equation. The equation is thus said to be dependant on mathematical

feedback. Like the Sierpiński triangle, our population simulation is an iterative process, but in this case an iteration is defined as one application of the formula.

If more values are calculated for this value of  $c$  and plotted on a time series graph (a graph of population against time) we can see that the population swings back and forth before reaching 100% (see 1 above).

The initial swings in the population are easy to explain if we remember what the May equation represents. Populations below 100% occur when some people remain uninfected by the virus – when the virus is in a state of under-population. During such a period the virus thrives, but when the people become over-populated (the population is greater than 100%) many of the viruses run out of hosts and die, hence the population is reduced.

## MAY EQUATION CALCULATION TABLE

Time	Calculation	People Infected ( $p$ )
Week 0:	$p = 0.3$	30%
Week 1:	$p = 0.3 + 1.9 * 0.3 * (1 - 0.3) = 0.7$	70%
Week 2:	$p = 0.7 + 1.9 * 0.7 * (1 - 0.7) = 1.1$	110%
Week 3:	$p = 1.1 + 1.9 * 1.1 * (1 - 1.1) = 0.89$	89%

**LISTING 1 • LISTING 1**

```
DEFDBL c,p
INPUT "Contamination\
constant, c:",c
p=.3
PSET(0,200-p*140)
FOR week=1 TO 80
  p=p+c*p*(1-p)
  LINE -(week*8,200-p*140)
NEXT week
```

The second graph shows the population of the virus with  $c = 2.3$ . There is some oscillation before the virus settles down, but this time to a two point oscillation.

Further values for  $c$  give even more interesting results, for instance when  $c = 2.5$  the population settles down to oscillate between four values (see 3). By the time viruses with a contamination constant of  $c = 2.9$  are reached the graphs have degenerated into chaos (see 4), with  $p$  jumping between different values.

**PROGRAMMING**

A simple graph plotting program can be used to experiment with various viruses (ie values of  $c$ ). An Amiga BASIC version of such a program is shown in Listing 1 above.

This program requests a value for the contamination constant  $c$ , and then performs the May equation for this value over a period of 80 weeks, drawing a time series graph (with time horizontally and population vertically) as it proceeds. No axes are plotted because the actual values are unimportant, the program simply demonstrates different behaviour patterns.

The main body of the program is the FOR...NEXT loop containing the easily recognisable May equation, and the LINE command which draws a line from one point to the next. Note that because the range of the week variable (1 to 80) is small in relation to the horizontal screen resolution (0 to 639) used by LINE, the  $x$  position passed to LINE must be multiplied by eight to use the whole screen. Similarly  $p$  has to be multiplied by 140 because of its small range (0 to 1.3).

Experimentation with this program should establish that:

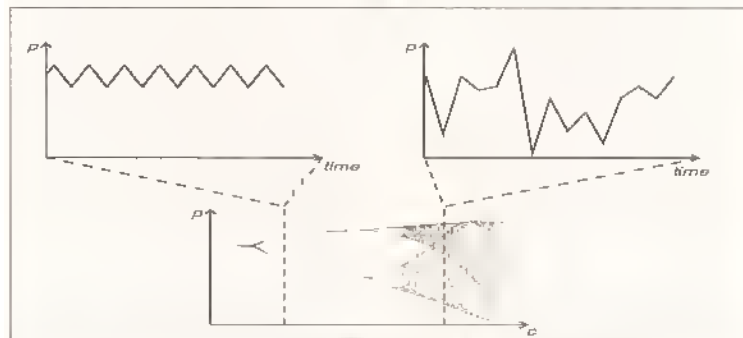
- $p$  always takes a few weeks to settle into a pattern
- In most cases the higher the value of  $c$  the more values  $p$  oscillates between
- $p$  always oscillates between an even number of values (except in the chaotic regions, and when  $c$  is one of a certain set of values, try  $c=2.83$ )
- Values of  $c$  above 3.0 give meaningless results

It would be difficult to find the exact value of  $c$  at which the

oscillations go, say, from one to two numbers using this program. A better way is to combine the graphs of all the possible values of  $c$  into one. The composite graph that results is referred to as the Feigenbaum diagram (see below). Generating this is simple because we already have a program to calculate successive values of  $p$ .

To draw the Feigenbaum diagram it is necessary to compress the time series graph for each value of  $c$  so that it fits into one vertical column of pixels on the screen. All of these compressed graphs are then drawn across the screen so that they form a map of  $p$  against  $c$  (see the Amiga BASIC program in Listing 2). This differs from Listing 1 in that:

- The virus population is now calculated for 100 weeks. Because the system relies on feedback the first 50 calculations are performed to ensure that  $p$  has stabilised, but they are then ignored and only the second 50 are plotted.
- All points on the graph are now plotted at the same horizontal



Squash up all the May time series graphs for different values of  $c$ , put them side by side, and you get the Feigenbaum diagram shown here

**LISTING 2 • LISTING 2**

```
DEFDBL c,p
FOR c=1.8 TO 3 STEP .001925
  p=.3
  FOR week=1 TO 100
    p=p+c*p*(1-p)
    IF week>50 THEN
      PSET ((c-1.8)*520,
200-p*140)
    END IF
  NEXT week
NEXT c
```

position and are not connected by lines so oscillatory patterns are easily identifiable.

- A FOR...NEXT loop is used to generate values of  $c$  between 1.8 and 3.0 (values below 1.8 are not of interest because they stabilise at a single value).

**WHAT DOES IT MEAN?**

The Feigenbaum diagram is not one of the most attractive fractals but it illustrates how a simple, non-random, iterative process can produce a finely structured image in places with total chaos in others.

One result of much scientific study of the diagram is that conventions have been created to describe some of its most important features. The section of seemingly random pixels to the right of the diagram is loosely referred to as the chaotic region.

The point where a single line splits into two is called a bifurcation and the splitting, or bifurcating, which occurs at these points is referred to as period doubling, as the number of equilibrium states (the period) doubles. The period is the number of possible values that  $p$  oscillates between after stabilising, for example the section between 2.44 and 2.54 is period four.

By the very nature of period doubling almost all sections past  $c=1.95$  have an even number of possible states, but there is a large 'window' of order in the chaotic region which is of period three.

The two way relationship between order and chaos, demonstrated here and in *Amiga Shopper* 18, represents a whole new way of perceiving natural processes occurring all around us. Although our simple virus population program has inaccuracies it still illustrates the important point that a natural process such as population growth and decline can be described in one simple equation.

Is it possible, then, that even the most complex natural processes can be reduced to simple equations, thus allowing them to be predicted with relative ease? This important question will be tackled next month when we discuss weather forecasting and strange attractors. **AS**

**FURTHER EXPERIMENTATION WITH THE FEIGENBAUM DIAGRAM**

The Feigenbaum diagram is one of the few fractals that can make use of both sound and colour. By playing a note proportional in pitch to the value of the population,  $p$ , whenever a point is plotted the sound can be used to give an audio representation of how the Feigenbaum diagram (above) degenerates into chaos.

At the left hand side of the diagram the period is one, so the tone is constant, after bifurcation the tone oscillates between two pitches, and by the end of the diagram chaos has created random tones. Adding the following command after the PSET line is the easiest way to create the sound:

```
SOUND p*1000+200,1
```

To add colour, as well as the  $x$  and  $y$  position we need to know another piece of information to be represented in colour, for instance the number of times each point has been plotted, which is different in different sections of the Feigenbaum diagram. In the first section each point is plotted 50 times, in the second 25 times, and so on until points are rarely plotted more than once.

The default screen set-up used by Amiga BASIC only allows four colours to be used. It is therefore necessary, if we are to make full use of the Amiga's colour capabilities, to open a new screen with 16 colours before drawing the diagram. This can be done by adding

the following two lines at the head of Listing 2:

```
SCREEN 1,640,200,4,2
WINDOW 2,"Colour Feigenbaum Diagram",
(0,0)-(617,180),15,1
```

In simple terms these two lines open a high resolution, non-interlaced, screen with a 16 colour capacity and then open a window on that screen to which all subsequent Amiga BASIC output will be sent. The colour plotting routine can now be incorporated into the program by replacing the PSET line with the following program fragment:

```
xp=(c-1.8)*520           !Calculate x and...
yp=200-p*140           !...y position of
point
oldcolour=POINT(xp,yp) !Determine old colour
COLOR (oldcolour+1)    !Set new colour
MOD 16
PSET(xp,yp)           !Plot the point
```

The actual colour in which a point is plotted is determined by finding the old colour of the point with the POINT function and adding 1. Because we are limited to 16 colours, MOD 16 is taken of the colour value in order to keep the colour within the relevant 0 to 15 range.

**A** surprisingly large number of people aren't even aware that the Amiga can be made to run more than one program at the same time, yet this was one of its features which wowed everyone when the machine was first released. In fact, the Amiga is multitasking continually.

All the time your Amiga is switched on, a number of processes are at work. There's a program that reads the mouse port, another that scans the keyboard, a program that updates the system clock, several programs that contribute to the drawing of windows, and a program that decides which of the other programs should be running at any one time – and all of this before you have even begun to run an application such as *Deluxe Paint*.

If these programs can be likened to the largely unconscious internal processes that our brain concerns itself with, then a full-blown application can be compared to a task – such as washing the dishes – consciously undertaken on our part. It is here that the Amiga outperforms

**“Co-operative multitasking relies on the good nature of each program in the system.”**

us, since it is quite capable of having, as it were, its hands in many sinks.

The Amiga only has one central processor – one device that can obey a program in the form of a list of instructions (actually there's the graphics co-processor or copper, but let's ignore that for the moment). Systems such as those developed by Immos enable several processors to be linked, so that a separate program may be run on each processor. This is a hardware approach to multitasking; since the Amiga has only one processor it must rely on software simulation.

**A PIECE OF THE ACTION**

It relies on a concept known as 'time-slicing'. In fact only one program is ever running at any moment, while the rest are left idle. After an allotted period of time this program itself becomes idle and one of the waiting programs takes its turn. The swapping of the processor's attentions between each of its programs occurs so quickly that each program is under the illusion that it has the processor all

# more FUN than ONE

**Multitasking is one of the aspects of the Amiga that makes it unique among personal computers. Despite this, many users remain in ignorance of the feature and fail to get as much power from their machines as they might. In the first of a new series Cliff Ramshaw explains what it is and how to get the most from it...**

to itself. And, unless the burden on the processor is too high and everything slows down, the user is under the impression that the programs are running at once.

Order is traditionally imposed on this seeming chaos in one of two ways. Co-operative multitasking relies on the good nature of each program in the system. It is more or less up to each of these to suspend their running after a time and give one of their neighbours a chance. The disadvantage with this approach is that if one program gets greedy

determines its 'priority'. Obviously, the higher a program's priority the larger the share it gets of the central processor's time. The system works as follows. Exec chooses the program with the highest priority and runs this until either it has completed its job or it enters a 'wait' state. Then Exec looks at its list of programs and runs the one with the next highest priority. If it finds several programs with the same priority, then it will run each of them for a small period of time before going on to the next.

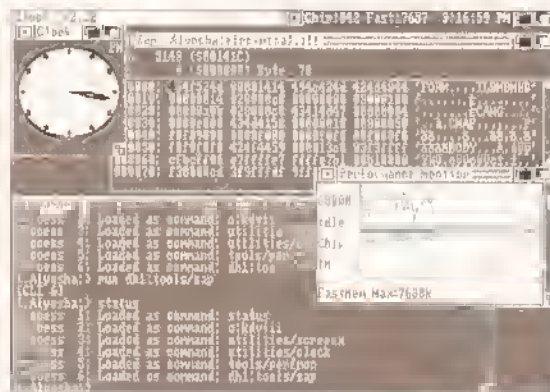
state that they are waiting for a particular event. Once a program has done this, it is suspended, and Exec gets on with running any other programs it has to deal with. Sooner or later the Input Device (for example) will register a mouse movement. This information will be passed to the program that was waiting for it, the program will be taken out of its wait state and run, enabling it to process the information it has just received.

**ALL UNDER CONTROL**

Exec keeps a list of all programs under its control. Each of them can be in one of three states: actually running at the moment; ready to run once its turn comes; waiting for an external event, such as a message from the Input Device.

There are some potential pitfalls with this system. Imagine, for instance, two programs both accessing a hard disk. One program is busy reading information from one part of the disk, and then it is suspended while the other program takes over. This second program is perhaps reading from another part of the disk. With these two programs constantly swapping, the disk head would be skipping backwards and forwards across the disk surface like a crazy thing. To prevent this sort of thing happening, it is possible for a program, when using a resource such as a hard disk, to make exclusive use of it – no other programs can use that particular resource until the one that originally claimed it is finished.

Well, that's enough of the theory – any more detail is only of use to programmers, and can be found in the *ROM Kernel Reference Manual*:



**Running more than one program from Workbench is a simple matter of clicking on a few icons**

then the others don't get a look in, and the system becomes multitasking in nothing but name.

The system used on the Amiga is pre-emptive multitasking. With this approach there is one program that looks after the system and ensures that each program in turn gets its share of the processor. The program that does this on the Amiga is known as Exec.

Every program controlled by Exec has a number assigned to it which

The key here is the idea of a program waiting. Without it, some lower priority programs might never run at all. In reality, Amiga programs spend much of their time waiting. A program that requires mouse input, for example, will spend a large proportion of its time waiting to be told by the Input Device which, if any, mouse movements have been made. In a non-multitasking system this would be achieved by the program going into a loop, constantly asking the Input Device for input, until a valid input was received, at which point the program would get on with processing it.

This is very inefficient in a multitasking environment: the program would be hogging the processor when it was doing nothing more than waiting for something. Instead, Exec enables programs to

Exec. So far we've discussed nothing but the bedrock of the system. It seems like here is no water, only rock. Let's look then at the actual uses to which it can be put.

One obvious use is to run an anti-virus program. For most of the time it will just sit there, doing nothing. But once a new disk has been placed in the drive, the anti-virus program will scan it for viruses and inform the user if any have been found. It is possible to load up such a program every time a disk needs to be checked for viruses, but it's far less hassle to have one running on the system all the time. Because the program spends most of its time waiting for a disk to be inserted, it takes up very little of the processor's resources and has no noticeable effect on the Amiga's speed.

I use the public domain program *Kill Da Virus*, which I keep in the c: directory of my system disk. To set it going, I include the following line in my startup-sequence, just before the 'LoadWB delay' line:

```
run <nil: >nil: c:kdviii
```

The AmigaDOS command 'run' sets another program running independently of the program that launched it (in this case the startup-sequence). The two peculiar clauses '<nil:' and '>nil:' are used to ensure that the console window is closed after the startup-sequence has finished. Although the virus killer operates from its own window, the 'run' command will also attach it to the window from which it was launched - In this case the window belonging to the startup-sequence - and this window will not be closed until the program being run has finished. To avoid this, the input and output of the virus killer are re-directed to 'nil'. This basically tells the program that it has no use of the console window, which can safely be closed even though the program is running.

**THE SYSTEM CLOCK**

Another simple example of multi-tasking is in the display of the system clock. Wouldn't it be nice to have the time and date constantly displayed at the top of the screen? Well, the following line in your startup-sequence, again just before the 'loadWB delay' line, will do the trick:

```
run <nil: >nil: ↵
:utilities/clock ↵
digital1=240,0 24hour ↵
seconds date
```

As you can see, the command uses 'nil' in the same way as with the invocation of the virus killer. One possible use of

multitasking, which many people are unaware of, is to format more than one disk at the same time. In fact, you can format as many disks as you have disk drives. Simply stick them in, click on them and select 'Initialise' from the Disk menu of the Workbench screen.


Of course, multitasking for most people means the ability to run more than one application at the same time. You might, for instance, be working in a word processor. Once you have finished writing your letter, you select print to get a hardcopy. Instead of waiting around for it to print, you can switch over to your

finished document all ready to save on to it.

It should be obvious that the two primary requirements for good multitasking are speed and memory. Every new program run of necessity slows down the speed of all of the others already running. While the Amiga can quite happily handle two or three non-speed intensive applications running at once, you will really notice the difference if you try word processing while, say, a Mandelbrot generator is at work. If you need to do a lot of multitasking regularly, the solution is to buy an accelerator.

were part of memory; programs can be swapped between hard disk and memory as and when they are needed. Although this overcomes the limitations of insufficient memory, it has the side effect of further slowing everything down. At the moment, virtual memory is not an option for the average Amiga user, so buying more real memory is the only sensible option. As we've always said in *Amiga Shopper*, the more memory the better.

That's about all we have space for this month, but before I go I'll mention the intriguing situation of simultaneously running two copies of




Deluxe Paint runs on its own custom screen. This image could be saved to RAM disk and imported into Pen Pal

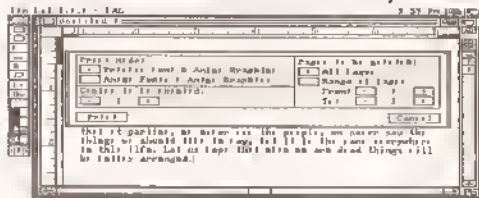


Meanwhile, a Shell window is open on the Workbench screen. The disk formatting program has been launched from here

**THE MANY SCREENS OF THE AMIGA**



Also on its own screen is a Mandelbrot generator. It's calculation intensive, and tends to slow the Amiga down



The Pen Pal word processor is all ready to print. Once print is selected, the Preferences print program will be engaged, and the user can get on with doing something else



The Workbench screen. Several programs can run simultaneously in windows on this screen. Programs can also run in their own screens, with different colours and resolutions. Swapping screens is achieved by clicking on the gadget at the top right of the screen's title bar. Screens can be dragged up and down with this bar to reveal others beneath

spreadsheet package and continue work on your accounts.

Making use of multitasking can often save you lots of time. There was an occasion when I had to low-level format my hard disk. Now this takes well over an hour, and time was precious. So I set the format program away, and then got on with my work using *Protext*, saving occasionally to the RAM disk. By the time the disk was formatted I had a

adequate amount of memory is even more important. Bearing in mind that all of the programs running at any one time must be present in memory, a standard Amiga doesn't really have space for more than a couple of decent sized applications. Unix, an operating system popular on mini computers, gets around this problem by use of a strategy known as virtual memory. This enables the computer to treat its hard disk as if it

the same program. In most cases, this would result in each copy taking hold of the chunk of memory it needs and acting completely independently of the other. There is an AmigaDOS command, however, which enables certain programs to be used several times although only one copy is present in memory. The command is 'resident'. More about this and other multi-tasking aspects of AmigaDOS next month. AS

# Beginning with



**The first in a major series on the most popular programming language for the Amiga: C. Cliff Ramshaw kicks off with an introduction to C and a guide to installing it on your system...**

If you want to make money from programming, C is the language to learn. Its popularity on the Amiga, and on other systems, is enormous. A quick glance through the job ads in Thursday's *Guardian* will show you how much in demand C programmers are.

Most of the work is on Unix systems, ranging from systems support to database creation, communications, code maintenance or real-time embedded systems design. There's also plenty of C coding going on in the PC world, and of course plenty of opportunities for writing applications for the Amiga. An experienced C programmer can expect to earn around £1500 a week as a freelancer.

None of this is to say that C is a perfect language. It has received criticism for the freedom it allows programmers from exponents of more specialised languages such as Modula 2. A consequence of this is the ease with which it is possible to create programs with fatal errors; yet it is largely this freedom, and the brevity of the language, that has made C so popular.

## MULTI-PURPOSE C

C is a general purpose language. It was initially written for Unix, one of the first popular multi-user operating systems. Unix itself was subsequently re-written in C, as was the C compiler, giving the language a reputation for systems development. It was also used, however, to write the vast number of utility programs that come as standard with a Unix environment, and which may be likened to the commands that live in the c directory of the Workbench.

Following the development of Unix, C has been used to write much of the Amiga's operating system. Prior to version 2, some of it was written in BCPL (a predecessor of C), but for the latest version this has been re-coded in C. Similarly, many of the programs available commercially and in the public domain are written in C. It really is the Amiga's mother tongue.

Although a general purpose language, C is better suited to some applications than others. It has a reputation for speed, but it just isn't nippy enough for a full blown arcade-style game. Because C gives the programmer easy access to the nuts and bolts of the machine in a manner similar to assembler, it is an excellent language for systems development: writing operating systems, device drivers and so on. It is also useful for more high-level applications - spreadsheets, word processors, image processing - that are calculation intensive, although here some programmers may prefer Modula-2 or Cobol, since these offer more sophisticated data structure handling. C is superior to Basic in every respect save one: it is more difficult to understand.

As with most languages more sophisticated than assembler, C has claims to portability. A program that is portable is one that, working on one machine, can be transferred to a different machine and still work. If the machines use different processors, then the program will not work directly on both, since the computers will expect their programs to be written in different codes. Nevertheless, the program's source code (the text which the programmer has created) should be transferable

## MAKING A NORTHC SYSTEM

Before you can begin your programming endeavours you need to have a decent systems disk with the compiler, linker and so on installed on it.

*NorthC* normally comes compressed on to one disk. It unpacks on to two - a simple process, since it comes with a program specially written to automate the task. Before you begin, you need to prepare two blank formatted disks, named *NorthC* and *NorthC Examples*. This can be done from the CLI or Shell with the following commands:

```
format drive df0: name "NorthC" noicons
format drive df0: name "NorthC Examples" noicons
```

Then change directory to that of the unpack command on the *NorthC* distribution disk. On my version (1.3), this is the directory "Distribute:NorthC 1.3". Enter the command 'unpack', and have your two new disks to hand. Follow the instructions which tell you when to insert the various disks as the files are de-archived.

What you do from here on depends on the kind of set-up you have. If you have a hard disk, then life will be much easier. Using the Shell or CLI, copy all of the files in the *NorthC* 'bin' directory into the 'utilities' directory of your system disk. Make a directory called 'include' on your system disk and copy the contents of the *NorthC* 'include' directory into it. Next make a directory called 'clibs' on your system disk and copy everything in the 'clibs' directory of the *NorthC* disk into it. Finally, copy an editor into your utilities drawer. I recommend *Memacs*, which can be found in the 'tools' directory of the *Extras* disk.

If you are working with floppy drives, then your best bet is to make a bootable disk with the compiler on it and the minimum of the Workbench disk necessary to aid you in development. This way you can keep your own programs on a separate disk or in the RAM disk, and have all of the necessary compiler files in one place.

To do this first of all make a copy of your Workbench disk:

```
diskcopy from df0: to df0:
```

Swapping between your Workbench disk and new disk as requested. Now rename the new disk:

```
relabel ?
```

At the prompt, insert your new disk into df0:. Then type:

```
df0: NCBoot
```

The next step is to make as much room as possible on the disk by deleting all of the unnecessary files on it. Use the 'delete' command in conjunction with the following filenames and wildcards (ways of specifying more than one file at once):

```
NCBoot:c/fault
NCBoot:c/install
NCBoot:c/ed
NCBoot:c/edit
NCBoot:c/diskchange
NCBoot:c/newcli
NCBoot:c/diskdoctor
NCBoot:?.info
NCBoot:devs/narrator.device
NCBoot:l/speak-handler
NCBoot:prefs/?.info
NCBoot:prefs/preferences
NCBoot:system/?.info
NCBoot:l/fastfilesystem
NCBoot:Trashcan
NCBoot:Shell
NCBoot:Empty/??
NCBoot:Empty
NCBoot:Expansion/??
NCBoot:Expansion
NCBoot:utilities/??
NCBoot:libs/mathieedoub?
NCBoot:libs/translator.library
NCBoot:fonts/ruby/??
```

```

NCBoot: fonts/ruby
NCBoot: fonts/ruby.font
NCBoot: fonts/diamond/#?
NCBoot: fonts/diamond
NCBoot: fonts/diamond.font
NCBoot: fonts/opal/#?
NCBoot: fonts/opal
NCBoot: fonts/opal.font
NCBoot: fonts/sapphire/#?
NCBoot: fonts/sapphire
NCBoot: fonts/sapphire.font
NCBoot: fonts/garnet/#?
NCBoot: fonts/garnet
NCBoot: fonts/garnet.font

```

Workbench 2 users will find that they don't have some of these files on their disk. To make room, they must also delete the following:

```

NCBoot: prefs/wbpattern
NCBoot: prefs/overscan
NCBoot: prefs/palette
NCBoot: prefs/screenmode
NCBoot: prefs/time
NCBoot: libs/rexxsupport.library
NCBoot: libs/mathleeesingtrans.library
NCBoot: libs/rexxsyslib.library
NCBoot: rexxc/#?
NCBoot: rexxc
NCBoot: system/rexxmast
NCBoot: c/magtape

```

Now it's time to copy the relevant files from the *NorthC* disk on to your newly created NCBoot disk:

```

copy NorthC:bin/NorthC NCBoot:utilities
copy NorthC:bin/A68K NCBoot:utilities
copy NorthC:bin/Blink NCBoot:utilities
copy NorthC:bin/cc NCBoot:utilities

```

The editor *Memacs* must also be copied into the utilities directory. Exactly how it is done will depend on the version of Workbench you are using. This works for version 1.3:

```
copy "Extras 1.3:tools/memacs" NCBoot:utilities
```

Now to make directories for the include files and library files, and copy the stuff into them:

```

mkdir NCBoot:include
copy NorthC:include/#? NCBoot:include
mkdir NCBoot:clibs
copy NorthC:clibs/libc.a NCBoot:clibs
copy NorthC:clibs/crt0.o NCBoot:clibs

```

Modify the startup-sequence so that the compiler knows where to find its include files and libraries. Use an editor such as *Memacs* and modify the disk's startup-sequence (held in the *s* directory) so that the final lines read as follows:

```

;LoadWB delay
cd NCBoot:
assign clibs: NCBoot:clibs
setenv INCLUDE NCBoot:include
newshell "newcon:0/10/640/246/NorthC"
endcli >nil:

```

Workbench 2 users should replace the 'newshell' line with:

```
newshell "con:0/10/640/246/NorthC"
```

The final step is to make the disk bootable:

```
install ?
```

Insert the NCBoot into df0:, type 'df0:' and hit [Return]. Once the disk has stopped whirring, you're ready to reboot with your newly made development disk.

to the second machine and then be capable of recompilation. This recompiled program should then run without hassle.

Similar claims have been made for Basic, but there are so many versions that converting even a simple program from one machine to another involves a lot of re-writing. C, on the other hand, is standardised across all platforms. This is achieved by keeping the language small - C has surprisingly few keywords.

You may be wondering how it can provide control over operating system commands, graphics, windows and so on across all machines, even those that don't have high resolution graphics or windows support? In fact C neatly side-steps the problem by not providing support for any of these things. Nor does it provide facilities for printing text to the screen, or even for dealing with strings of characters.

### IN SUPPORT OF C

All of these functions are provided by a system of libraries. Each of these libraries holds a set of related functions, any one of which may be called from a user's program. The idea is that the compiler manufacturer will supply a set of libraries with its compiler for a

required. Because different machines use different graphics formats, it is near impossible to create libraries sufficiently generalised to deal with all of them. So C compilers tend to come with two sets of libraries: the standard C ones, dealing with text input and output, strings and so forth, and machine-specific ones to cater for the more complex operations.

What this means is that any but the simplest C programs will not be portable. Transferring an Amiga program which makes use of the blitter to the PC will cause problems, as the PC doesn't have a blitter. Ah, so the ideal of portability is an unattainable one, you may think, but this isn't entirely the case.

The compromise involves the idea of modularity. Just as the C libraries are divided into general and machine-specific areas, so should your programs be split. The parts that deal with graphics, sound and so forth should be kept as separate as possible from the parts that manipulate data, perform logical decisions and so forth. The result is that if you come to implement the same program on a different machine, you can easily find and change the machine specific sections. Otherwise, you could be

## CHOOSING A COMPILER

There is quite a number of C compilers for the Amiga. The package most professionals choose is *SAS/Lattice C*, available for £229 from HiSoft ☎ 0525 718181. This is a lot of money for a language that you are as yet unfamiliar with, and which you are not sure is the one for you. Far safer, then, to try something from the public domain. We recommend *NorthC*, a package which includes a linker, assembler and numerous examples. It's on PDOM disk 211. We got our copy from Public Dominator which can be contacted on ☎ 0279 757692. *NorthC* is now a charityware product. A lot of work has gone into it; and we urge you to send £15 to the Spastics Society as the author Steve Hawtin requests.

particular machine. The actual code of the libraries themselves will vary depending on which machine they are written for, but they will provide the same functions as the libraries written for another machine. In this way, a user's program can make use of the libraries without worrying what type of machine it is running on. A program which calls the print function on the Amiga will access a library which delves deep into the Amiga's operating system; but the same program could be transferred to the IBM PC and re-compiled, where instead it would make use of a library which got to grips with the PC's operating system and library.

This approach is all very well for simple text input and output, string handling and so forth, but it tends to fall down when more complex operations such as graphics are

searching through a whole mass of code looking for those incompatible function calls.

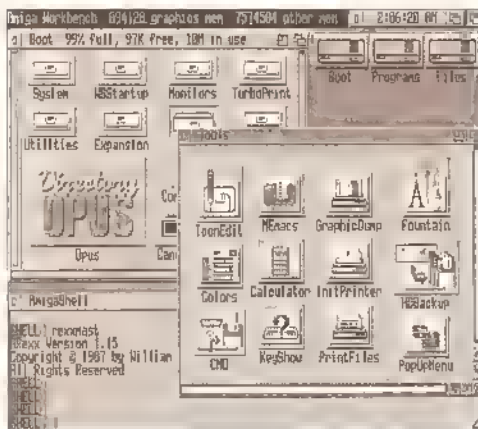
The C language itself is entirely portable, and since this series aims to explain C programming, most of the advice it gives will be applicable to C on any machine; it won't be until much later that we start to discuss the complex ideas of dealing with the Amiga's special functions. This means that what you learn here will be valuable on any platform. Become proficient in C and you become a valuable commodity in the programming world. Not only are you ready to write Amiga applications, but you're not far from entering the lucrative market for C programmers on the PC and Unix systems. Following this series, you should find it not only enjoyable and educational, but hopefully profitable too. **AS**

If you've recently bought an Amiga or have upgraded your existing machine to Workbench 2.04, no doubt you've already heard of AREXX. But what is it and what are its capabilities? And why are the

These are just a few of the many questions which we'll be exploring over the duration of this series.

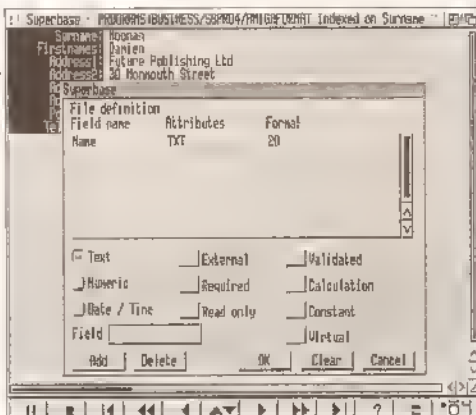
Before we can answer these questions though, it's important to understand precisely what AREXX is and what it is capable of. Sure, it's a programming language just like C or BASIC, but its power and flexibility are so great that it goes so much further than this. At its most basic level, AREXX has primarily three uses – as a programming language for writing stand-alone scripts (programs), as a macro language for controlling the operations of existing software and as a mediator between applications.

Let's take a look at these three applications in a little more detail.



Commodore may virtually ignore it within the Workbench manuals, but AREXX is one of the most powerful aspects of Workbench 2.04

techies getting so excited about it? There's no doubting that AREXX is important – after all, just flick through the pages of magazines such as *Amiga Shopper* and you'll see AREXX referred to over and over again, usually accompanied by words of praise. You may even have bought a software package which boasts AREXX compatibility on its packaging. But why are software vendors flocking to support an aspect of Workbench 2.04 that Commodore virtually ignores in the Workbench manual?



AREXX can be used as a macro language to automate common functions within packages as diverse as paint programs, page layout systems, databases, word processors and spreadsheets

PROGRAMMING

The basic AREXX command set is a bit of a hybrid between AmigaDOS and more conventional languages such as C and BASIC. As a result, AREXX can be used to create anything from a simple AmigaDOS-like script file to manipulate a set of files to full blown applications such as databases etc. In many ways, you'll find AREXX preferable to other

**"AREXX can be used to create anything from simple scripts to full blown applications"**

you'd expect from a modern programming language.

MACROS

One of the most powerful aspects of AREXX is its ability to talk to other applications running under the Amiga's multitasking environment via an AREXX 'port'. Although software applications have to be specifically

written to support AREXX (this therefore rules out most pre-

# AREXX for all

languages because AREXX scripts are often shorter and easier to write than a similar program written in a conventional programming language.

The core commands of AREXX are quite powerful and are ideally suited to manipulating information in many different forms. The command set includes copy strings, strip leading characters from a string, extract substrings from strings (a bit like the MID\$ command in BASIC), extract individual words from within a string, evaluate a string, generate a random number and much more besides. AREXX also includes all the sort of program control constructs that

Workbench 2.04 software), developers are flocking to support AREXX simply because it provides a standardised way of controlling their software products externally.

Say, for example, you wanted to convert a series of ray-traced frames stored in 24-bit format to HAM mode so that they could be displayed on a standard Amiga using a package such as ASDG's *Art Department Pro*. If you were to do this manually, it would not only be rather time consuming, but also rather boring. Because *ADPro* supports AREXX, you could automate this task by writing a simple AREXX script that tells *ADPro*

## THE AREXX SYSTEM

The core of AREXX consists of a couple of very small files on the standard Workbench 2.04 distribution disks. Among those included, there are basically three files that must be present to get AREXX programs up and running. All the AREXX command line programs can be found within a directory on your boot disk called 'REXX:'.

RexxMast program manually or just add a line to your StartUp-Sequence so that it runs when the machine is booted up. AREXX doesn't stay resident when the machine is reset though, so it's much easier and less hassle to use the second option. RexxMast simply installs the AREXX command server so that it runs in the background.

- **RexxMast** – Within the current release of Workbench (2.04), AREXX isn't actually part of the firmware so it is necessary to install it before it can be utilised.

- **RexxSysLib.library** – This disk based library must reside in the LIBS: directory of your boot disk when the RexxMast program is run. This library contains all the core instructions and functions of the AREXX language. Because it is a shared library, several AREXX scripts can access it simultaneously.

This isn't as complicated as it sounds – providing that all the correct files are accessible, all you need to do is either run the

- **RX** – Finally we have RX, a small Shell-based program that is used to execute your AREXX scripts.

The RX program can also be used to execute AREXX statements directly from the command line or from within an AmigaDOS script. If RX is passed a filename, it will attempt to run an AREXX script of that name.

Don't be too concerned about the other AREXX commands within the REXX directory.

We'll be covering these commands in some depth in a future issue, but in the meantime here's a quick rundown of what they do.

- **HI** – If things start to get a bit out of hand, the HI command can be used to halt all active scripts immediately.

- **RXC** – Closes down and kills the

AREXX system if it is currently running.

- **TS** – Turns on AREXX trace mode.

- **TE** – Turns off AREXX trace mode.

- **TCO** – Opens up an AREXX 'global tracing console'.

- **TCC** – Closes the global tracing console opened with the TCO command.

- **RXSET** – Sets a global 'clip' variable.

- **RXLIB** – Adds an AREXX function library to the system or displays a list of the currently accessible AREXX libraries installed.

- **WaitForPort** – Instructs the system to wait for a message to be received from a given AREXX host (port).



what to do. You could then leave the Amiga running whilst it performed this task for you, leaving you to catch up on the latest happenings in Summer Bay or Ramsey Street.

ARexx doesn't just automate applications, it can also be used to extend applications by creating new 'super facilities' from an application's existing list of facilities. Say, for example, you needed to perform an operation on a spreadsheet that involved several distinct steps.

Instead of having to carry out each step in turn, you could write an ARexx script that joined all these individual operations into one, effectively adding a new function to

## In the first of a regular series, Jason Holborn reveals the wonders of ARExx, possibly one of the most powerful aspects of Workbench 2.0

the spreadsheet. As you can probably already start to appreciate, this sort of automation will not only speed up your work, but will also make the spreadsheet more powerful as several individual operations can be performed at once.

### TASK MEDIATOR

As an extension to ARexx's ability to automate an application, it's also

perfectly possible to use ARexx as a mediator between two (or more) previously incompatible applications. ARexx effectively sits between the two applications and passes messages between them.

The best way to demonstrate this concept is by using a common example. Say, for example, you wanted to pull

together an animation consisting of a series of ray traced frames but the package that you were using to generate these frames was not capable of creating animations itself. To get around this, you could use a second package that takes the output from your ray tracing program and pulls them together into an ANIM-format file. Now, this would usually involve a lot of work, but it's child's play to ARexx.

Providing that both packages support ARexx, you could write a script that first instructs the ray

tracing package to load in a scene, generate the ray traced image and then save it off to disk. The script could then modify the scene (move the viewpoint, for example) and then instruct the ray tracer to render this scene and save it off to disk. The process would then continue automatically until all the frames were complete. Once this situation arose, the script would then instruct

the animation program to pull in each frame one by one and then save out the resulting animation in ANIM-format.

OK, this is not a perfect example of ARexx in action, but it does demonstrate how operations that usually require user interaction can be automated. If you were trying to construct a

particularly complex animation using 24-bit images, you could easily leave ARexx to do the job for you whilst you slept. In the morning you would (hopefully) find the final animation on your hard disk waiting to be displayed. Indeed, the only thing ARexx won't do is turn off the Amiga once its job is done!

Indeed, the only thing ARexx won't do is turn off the Amiga once its job is done!

Indeed, the only thing ARexx won't do is turn off the Amiga once its job is done!

### MULTIMEDIA AND AREXX

ARexx's ability to control applications is by far the most powerful aspect of the language. Applications too can

## IN THE NOT SO DISTANT PAST

syntax that most programmers had become used to.

Rexx made its way on to the Amiga in 1987 thanks to William Hawes, the author of a number of PD and commercial Amiga titles including *ConMan* and *WShell*. The Amiga's multitasking operating system was perfect for Rexx since any application running under this environment could be treated as a 'host', enabling ARExx programmers to link applications together so that one application could control another

Take advantage of this. Take a multimedia authoring system, for example. Simply by coding a couple of ARExx scripts into the authoring system, you can extend its power immeasurably. If there's something that the authoring system can't do

and laborious tasks involving a number of different applications could be automated.

Although ARExx has been floating around since 1987, support has been slow to arrive. Indeed, it is only with the recent general release of Workbench 2.04 that it has really started to gain the sort of acceptance that it truly deserves. Sure, developers embraced it with open arms simply because it suited their needs so well, but it remained a mystery to the rest of us for many years. Now that Workbench 2.04 has become the defacto standard though, I can guarantee you that you'll be hearing a lot more about ARExx.

be considered a downfall though – in fact, it is probably ARExx's ace card.

Because ARExx is based around a 'shared library' (that is, all its commands must be pulled in from a disk-based library file), it's very easy indeed to extend the language

beyond recognition. There's already a wealth of add-on libraries for ARExx available in the Amiga PD libraries which enable you to code ARExx scripts to open windows, display requesters, perform database operations and even access Amiga ROM kernel routines. With this sort of support available, there's no reason why ARExx couldn't be used to code

absolutely any application.

### PURSUIT OF PERFECTION

Of course ARExx isn't perfect (although it's getting there). Because ARExx is an interpreted language, it's nowhere near as fast as languages such as C or assembler, so it wouldn't really be possible to code arcade games or any application which requires high speed calculations or data capture (sound sampling, for example). Then again, tasks such as data capture need only be handled by an ARExx library that passes the address of the captured data back to ARExx.

As you see, ARExx is so flexible that there's always a way of getting around its self imposed limitations. **AS**

```

CPU Title: ARXPROCOMM
*
* ADPro Communications script
*
Arguments = getclip(ppuser_adargs)
if args = "" then exit
parse var arguments width '!' height '!' rendernode '!' filename '!' mode
adstart = 0
early = 1
n = 10
if "show(p, 'ADPro')" then
  call delay(100)
else
  do
    adstart = 1
    leave
  end
  early = 0
end
if "adstart" then
  do
    call setclip(ppuser_adclip, "0")
    exit_nsq()
  end
  call setclip(ppuser_adclip, "1")

```

Don't worry if ARExx programs are meaningless to you – stick with us over the coming months and you'll be churning out ARExx scripts with the best of 'em

but you have a package that can do the job, the authoring system can 'sub-contract' the application to do the job for it, passing the results back once they're complete.

### GIMME MORE POWER

Another very important (and quite exciting) aspect of ARExx is its expandability.

Considering the kind of high power applications to which ARExx is suited that we've already discussed, you might actually be surprised to learn that the ARExx language itself is very simple indeed. This shouldn't

## NEXT MONTH • NEXT MONTH • NEXT MONTH

Next month we'll be taking the first steps towards programming in ARExx. I'll show you how to print text on the screen, get an input from the user and much more besides. The wait will be unbearable, but I can guarantee you that it'll be worth it! Stay tuned.

# Cracking the shell

**L**ife, they say, is full of change; and with every change comes a transition (often painful) between the old and the new. Take AmigaDOS for instance – when Commodore revised and improved the whole system, a lot of stuff went out and a lot of new things were introduced. However, for various reasons many people have bridged the gap by fitting two Kickstart ROMs to their machines. One boots AmigaDOS 1.3, the other boots AmigaDOS 2 – but the two systems suffer from vast downward incompatibility – not to mention a few bugs.

## LISTING 1 • LISTING 1 • LISTING 1

### Eclectic Startup-sequence (revised)

1. ISTOO
2. if warn
3. C\_1.3/ASSIGN C: SYS:C\_1.3
4. C:ASSIGN S: SYS:S\_1.3
5. C:ASSIGN DEVS: DEVS\_1.3
6. C:ASSIGN LIBS: LIBS\_1.3
7. C:ASSIGN L: L\_1.3
8. execute S:Startup-sequence
9. endif
10. ;The Workbench 2.04 startup continues here

### OOPS...

The Eclectic startup-sequence (*Amiga Shopper* Issue 16) was supposed to get around this problem – but as with most things Amiga, the situation became more confused than had first appeared. The idea was to check for a resident version of ECHO (only found from AmigaDOS 2) and select the appropriate Workbench automatically. Although the listing shown worked on the test machine, it did not work on many others – the main reason being a change to one of the commands. Here are the offending lines:

1. which >RAM:temp ECHO
2. search >NIL: RAM:temp ↵  
"RESIDENT"

Under some versions of 1.3, the RAM disk is not reliable at this stage – so the program could be revised:

1. which SYS:T/temp ECHO
2. search SYS:T/temp  
"RESIDENT"

However, as some of you might have

already noticed this is not the main source of trouble. Under Workbench 1.3, WHICH returns "RESIDENT xxxx" and under 2.0x it returns "INTERNAL xxxx". Although this may sound trivial, it makes all the difference since the program relies upon that fact. In practice, the 1.3 Workbench would always be selected and the test machine would always be running the wrong version of WHICH in its 2.04 C directory. This was my fault, and in recompense, here is a new AmigaDOS command which does work.

When I say a command I mean just that – a tiny assembly language program which will fix that annoying ROM switch problem once and for all. Now I know many people get completely turned off by the thought of "machine code" and complain they haven't got an assembler – so I have provided some extra goodies to avoid all the pain. The extras are conversion programs written in ARExx (bundled with Workbench 2) to convert a hexadecimal dump of the program's binary into a real AmigaDOS program. They will find

**In the first part of an ARExx special, Mark Smiddy explains how to add a completely new AmigaDOS command to your system...**

other uses though. Since this is a two part feature, I'll be discussing those extra features later.

In order to use the Eclectic startup-sequence, you must configure your hard disk with the correct directories and directory names (see *Amiga Shopper* 16 for details of how to do this). The revised startup is shown in Listing 1. All the hard work is done at Step 1. The program ISTOO (which should be present in the boot path or C:) returns a WARN condition if the machine is running Kickstart 1.3 and clear if it has 2.04 or higher. This allows the startup to make the appropriate assignments and boot the correct version of Workbench. The name incidentally, was coined after listening to an argument between two five-year-olds: "It's not yours" "Is too" "Tis not" and so on.

Unless you have access to CIX (where the program is available for download in the *Amiga Shopper* conference) you will have to enter ISTOO yourself. If you already have an assembler, the program can be

assembled directly from that. The prototype was developed using HiSoft *Devpac* 3, but just about any assembler including *Cape 68K*, *ArgAsm* and *K-Seka* should do the trick. The version listed here includes the LVGs and does not require the usual header files.

If you don't have an assembler, you can use the ARExx HEX2BIN (hex compiler) to generate the command from the hex dump supplied. All you have to do is enter ISTOO.HEX in your favourite text editor and compile it with the ARExx program supplied. Assuming you have placed the hex code in S:, the command would look something like this:

```
1>RK HEX2BIN S:HexDump ↵
C:ISTOO
```

### HOW IT WORKS: ISTOO.S

As my Editor would say, this is not a machine code tutorial – so this explanation will only touch the surface of what this program does. Even if you have never touched an

## JARGON BUSTING • JARGON BUSTING

**AmigaDOS** – The most basic part of the Amiga's operating system – the collection of programs which take care of the general running of the machine. AmigaDOS concerns itself with device-handling: control of the keyboard, basic screen output, disk drives, printers and so on.

**Startup-sequence** – A program which is executed every time the Amiga is switched on and after every reset. It sets up the system so that it is usable by the Workbench, and may be customised by those who have unusual hardware or software requirements.

## LISTING 2 • LISTING 2 • LISTING 2

### ISTOO.S

1. lea dosname(pc), a1
2. moveq #37,d0 ; V37 dos = V2.04 ROMS
3. move.l 4,a6 ; get EXEC base
4. jsr -552(a6) ; call OpenLibrary
5. tst.l d0 ; version 37 opened?
6. bne.s IsToo ; yes!
7. moveq #5,d0 ; set DOS WARN
8. rts ; return to DOS
9. IsToo move.l d0,a1 ; DOS base to A1
10. move.l 4,a6 ; get EXEC base
11. jsr -414(a6) ; call CloseLibrary
12. moveq #0,d0 ; Return normal exit
13. rts ; return to DOS
14. dosname dc.b "dos.library", 0

assembler, you might want to read this description for more information. For the technically minded, it is re-entrant and re-executable (pure) so you could make it resident if you really wanted to do so. For safety, it does not make any assumptions about anything - hackers would have a good laugh at this strategy - but it works. Line numbers are for reference - they must not be entered.

1. Stores the address (relative to where the program has loaded in RAM) of an ASCII string defined at Step 14 in A1. This is the name "dos.library" and it must be in lower case or the program will not work; this Kickstart "feature" can lead to some annoying bugs.

2. Stores the value 37 in D0. This is the internal version number of the DOS library as returned by VERSIDN - not the Kickstart version number. If you are using ZKick and loading a RDM image into RAM, you might need to revise this to 36 - you can check this using:

```
l>VERSION dos.library
```

while you have Workbench 2 and Kickstart 2 loaded. You only need to be concerned with the numbers left of the decimal point.

3. Copies the value held at address 4 into A6. This is called EXEC base and is the only absolute value in the entire system. Although its contents are liable to change, its position is not.

4. Adds -552 to the value held in A6 and jumps to that address as a subroutine. This is the entry point for the EXEC call, DopenLibrary, and this step asks EXEC to open the library whose name is pointed to by A1 of version DD. In other words, dos.library V37.

5. Step 4 always returns either "D" if the library opened or the address of the library base. This command sets a flag (a bit like the WARN flag in AmigaDOS) according to the contents of the return.

6. This command branches to Step 9 if the library opened correctly (a non-zero value was returned and found by Step 5). If not, it continues at Step 7.

7. Since the library version 37 did not open, this command places 5 (WARN) in D0...

8. ...and returns to AmigaDOS.

9. The program gets here if the library did open and to be nice and clean, it should be closed before the

program completes. (This isn't absolutely necessary for such a tiny program - but I believe in playing by the rules). To close the library, its pointer is copied from the return register DD to A1.

10. EXEC base is copied back into A6. Again, not really necessary since A6 should already contain EXEC base, but this code is generated by the Devpac macros and only takes microseconds.

11. Closes the dos.library for this task. Strictly speaking, dos.library is never closed, the program just gives back the rights to use it. See Step 4 for more information; -414 is the LVD for EXEC CloseLibrary.

12-13. Returns the all clear, EXIT DK to AmigaDOS.

**HOW IT WORKS:**

**Hex2Bin**

Hex2Bin is an ARExx script - which is not AmigaDOS. However, ARExx and AmigaDOS are very closely related - much more so than AmigaDOS and AmigaBASIC. You can think of ARExx as an extension to the already powerful AmigaDOS scripting language and I will be including more of these in the coming months when the need arises. ARExx scripts are usually stored in the S: directory too. For direct comparison, let's assume you had made EX an alias for EXECUTE. Running an ARExx script and an AmigaDOS script looks almost identical:

```
l>EX Hex2Bin Istoo.HEX IsToo
l>RX Hex2Bin Istoo.HEX IsToo
```

The ARExx master process must be running first of course. You can usually accomplish this simply by placing it in your User-Startup file on Workbench 2. (Workbench 1.3 users can also use these programs by obtaining ARExx as an extra or better still, by upgrading to Workbench 2). The reasons these programs were written in ARExx rather than the more usual AmigaDOS is two-fold: ARExx is better at the job and an ARExx version is much shorter! You should enter this program using a text editor like ED and save it in REXX: or S: under the name HEX2BIN.REXX - but enough of that, here's how it works:

1. All ARExx programs must start with a comment or ARExx will complain that it can't find the program. You can make the comment as long or short as you like but it must start with "/" and end with "/" just like C.

2. This command takes the command line arguments and stores them in the variable, "com". (ARExx

does not have a front-end template parser like AmigaDOS's EXECUTE so the programmer must supply his or her own).

3. Sets the variable "infile" to the first word on the command line. This is the name of the input file to be converted, say RAM:IsToo.HEX.

4. This line does the same as Step 3, taking the second argument and storing it in Outfile. This is the name of the binary file to be created, say C:IsToo.

5. This just checks you have supplied at least the two required

arguments. If you miss one argument off, it gets swallowed by the variable "infile": if both arguments are missed, the same thing happens, the test is true and control continues at Step 6.

6. Warns of a bad argument template and provides help for the right one. If preferred you could use a two line script to let AmigaDOS handle this part (a better version will appear next month):

```
.KEY InFile/A,OutFile/A
RX Hex2Bin <InFile> <OutFile>
```

continued on page 94

**LISTING 3 • LISTING 3 • LISTING 3**

**HEX2BIN.REXX**

```
1. /*REXX Convert HEX to executable with checksum */
2. arg com
3. infile = word(com,1)
4. outfile = word(com,2)
5. if outfile == "" then do
6. say "Arguments not suitable for key - _
   RX HEX2BIN INFILE/a PROG/a"
7. exit 20
8. end
9. if ~exists(infile) then do
10. say "Fatal - source file" infile "not found."
11. exit 20
12. end
13. say "Converting: " infile "->" outfile
14. open('hexin',infile,'r')
15. open('prog',outfile,w)
16. sum = 0
17. line = 1
18. do while ~eof('hexin')
19. hexline=readln('hexin')
20. do X=1 to words(hexline)-1
21. long=word(hexline,X)
22. do Y=1 to 8 by 2
23. writec('prog',x2c(substr(long,Y,2)))
24. if substr(long,Y,2) = " " then do
25. say "Null (missing?) value in data"
26. exit 10
27. end
28. sum=sum + (x2d(substr(long,Y,2)))*(Y+X)
29. end
30. end
31. cksum=d2x(sum,4)
32. check=word(hexline,words(hexline))
33. if ~eof('hexin') then do
34. if check=cksum then do
35. say "line" line "correct"
36. line = line +1
37. end
38. else do
39. say "Fatal error in line" line "Check="check _
   "Result="cksum
40. close ('prog')
41. close ('hexin')
42. exit
43. end
44. end
45. end
46. say line-1 "Lines compiled as " outfile
47. close ('prog')
48. close ('hexin')
```

# CRAZY CHRISTMAS

LOOKING FOR DISKS & BOXES???  
**LOOK NO FURTHER**  
 REMEMBER ALL DISKS SOLD BY BCS ARE FULLY GUARANTEED

## DISKS ! DISKS ! DISKS !

100% CERTIFIED ERROR FREE  
 PLUS FREE COLOUR CODED LABELS

5D 3.5" DS/DD .....	£22.99
100 3.5" D5/DD .....	£37.99
150 3.5" D5/DD .....	£52.99
200 3.5" DS/DD .....	£69.99
300 3.5" DS/DD .....	£103.99
400 3.5" DS/DD .....	£138.99
500 3.5" DS/DD .....	£165.99
1D00 3.5" D5/DD.....	CALL FOR LATEST PRICE

All prices include VAT/free labels  
 & free delivery

## DISKS + 100 CAP LOCKABLE BOXES

100% CERTIFIED ERROR FREE  
 PLUS FREE COLOUR CODED LABELS

50 3.5" DS/DD + 100 cap box.....	£25.99
100 3.5" DS/DD + 100 cap box.....	£40.99
150 3.5" DS/DD + 100 cap box.....	£56.99
200 3.5" DS/DD + 2 100 cap boxes.....	£74.99
300 3.5" DS/DD + 3 x 100 cap boxes.....	£111.99
400 3.5" DS/DD + 4 100 cap boxes.....	£147.99
500 3.5" DS/DD + 5 100 cap boxes.....	£178.99
1000 3.5" DS/DD + 10 100 cap boxes.....	£ call

All prices include VAT / free labels  
 & free delivery

## DISKS + 80 CAP BANX BOXES

100% CERTIFIED ERROR FREE  
 FREE COLOUR CODED LABELS

50 3.5" D5/DD + 80 Cap Banx Box.....	£31.99
100 3.5" D5/DD + 80 Cap Banx Box.....	£46.99
150 3.5" DS/DD + 2 x 80 Cap Banx Boxes.....	£70.99
200 3.5" DS/DD + 2 x 80 Cap Banx Boxes.....	£87.99
300 3.5" DS/DD + 4 x 80 Cap Banx Boxes.....	£139.49
400 3.5" DS/DD + 5 x 80 Cap Banx Boxes.....	£182.99
500 3.5" DS/DD + 5 x 80 Cap Banx Boxes.....	£216.99

All prices include VAT/ free labels & free delivery

## DISKS + 150 CAP POSSO BOXES

100% CERTIFIED ERROR FREE  
 FREE COLOUR CODED LABELS

50 3.5" DS/DD + 150 Cap Posso Box.....	£35.99
100 3.5" D5/DD + 150 Cap Posso Box.....	£51.99
150 3.5" D5/DD + 150 Cap Posso Box.....	£66.99
200 3.5" DS/DD + 2 x 150 Cap Posso Boxes.....	£97.99
300 3.5" DS/DD + 2 x 150 Cap Posso Boxes.....	£131.99
400 3.5" DS/DD + 3 x 150 Cap Posso Boxes.....	£180.00
500 3.5" DS/DD + 4 x 150 Cap Posso Boxes.....	£219.99

All prices include VAT/ free labels & free delivery

## 3.5 DELUXE STORAGE BOXES

10 Capacity .....	£1.00
40 Capacity (Lockable).....	£4.10
100 Capacity (Lockable).....	£4.50

## 5.25 STORAGE BOXES

10 Capacity .....	£1.00
50 Capacity (Lockable).....	£5.10
100 Capacity (Lockable).....	£5.90

## STACKABLE BOXES

3.5" 80 Cap Banx Lockable Box .....	£9.95
3.5" 150 Cap Posso Box .....	£15.50
5.25" 70 Cap Posso Box .....	£16.50

## 3.5" HIGH DENSITY DISKS

100% ERROR FREE / FREE COLOUR CODED LABELS

60P EACH £61 For 100 incl delivery/labels/VAT

## 100% CERTIFIED ERROR FREE

5.25" DS/DD Disks .....	21p each
5.25" DS/HD Disks .....	39p each

## BRANDED 3.5" DISKS (KAO/TKD)

10 3.5" DS/DD .....	£6.50
10 3.5" DS/HD.....	£10.50

**BCS ORDER HOTLINE 0273 506269 PHONE NOW**

AMIGA / ATARI  
 NAKSHA MOUSE  
**£22.50**  
 AMAZING PRICE!

A570 CD ROM DRIVE  
 ALLOWS YOU TO LOAD & PLAY CDTV  
 Software on your Amiga  
**BCS Price only £119.99**

## STOP PRESS STOP PRESS

New Citizen 240 Mono .....	£245
New Citizen 240 Colour.....	£269
New Citizen 200 Mono.....	£209

All printers come with lead, dust cover +  
 2 year warranty included.

## PAPER! PAPER! PAPER!

11 x 9.5 60gm 2000 sheets micro perf....	£11.75
A4 70 gms 2000 sheets micro perf....	£12.95



# OFFERS FROM BCS LTD

AMIGAS! AMIGAS! AMIGAS!

## PACK 1

**NEW AMIGA 600  
THE WILD, THE WEIRD, THE  
WICKED PACK**

A6DD 1MB FDD  
DELUXE PAINT III  
MICROPROSE GRAND PRIX  
SILLY PUTTY  
PUSHOVER  
MOUSE ETC  
ON-SITE WARRANTY  
ONLY £319.99



## PACK 2

**NEW AMIGA 600 20M HD  
EPIC PACK**

A6DD HD 1MB  
TRIVIAL PURSUITS  
EPIC, ROME,  
MYTH  
AMIGA TEXT WP  
DICTIONARY, MOUSE ETC +  
ON-SITE WARRANTY  
ONLY £459



## PACK 3

**AS PACK 1 (A600 ETC)  
PLUS XXXXXX**

10 3.5" DS/DD DISKS  
DISK 80X  
MOUSE MAT  
TAILORED DUST COVER  
MICROSWITCH JOYSTICK  
SUPERBASE PERSONAL SOFTWARE  
ONLY £349.99



## PACK 4

**AS PACK 2 (A600 HD ETC)  
PLUS**

1D 3.5" DS/DD DISKS  
DISK 80X  
MOUSE MAT  
TAILORED DUST COVER  
MICROSWITCH JOYSTICK  
SUPERBASE PERSONAL SOFTWARE  
ONLY £489.99



## PACK 5

PHILIPS CM8833 MK II  
COLOUR STEREO MONITOR  
LOTUS TURBO CHALLENGE  
ON-SITE WARRANTY  
UK SPEC'  
CONNECTING LEAD  
DUST COVER

ONLY £195  
\* LOOK \* WHEN PURCHASED  
WITH PACKS 1, 2, 3, 4, OR 6  
ONLY £189



## PACK 6

**NEW AMIGA 600 BCS PACK**

A600 1MB FDD  
DELUXE PAINT III  
MYSTERY GAME  
SUPERBASE PERSONAL  
MOUSE ETC.  
ON-SITE WARRANTY  
10 3½ DS/DD DISKS  
DISK BOX  
MOUSE MAT  
TAILORED DUST COVER  
MICROSWITCH JOYSTICK  
ONLY £289.99



## GVP SERIES II HARD DRIVES & ACCELERATORS FOR A500

GVP 52MB HDB II .....£319  
GVP 120MB HDB II .....£4D9  
GVP 240MB HDB II .....£649  
GVP A530 COMBO 40 MHz +5DMB .....£629  
GVP A53D COMBO 4DMHz + 12DMB ...£719  
GVP A530 COMBO 40MHz + 240MB ...£949  
CALL NOW FOR PRICES ON RAM  
UPGRADES FOR GVP DRIVES



## GVP SERIES II HCB HARD DRIVES FOR A1500/2000

GVP 52MB HCB II .....£265.99  
GVP 12DMB HCB II .....£395  
GVP 24DMB HCB II .....£615



CALL NOW FOR PRICES ON RAM  
UPGRADES FOR GVP DRIVES

## AMIGA BIT'S 'N' BOBS

A500 1MB UPGRADE.....£29  
A6DD 1MB UPGRADE.....£42.99  
A600 2MB UPGRADE.....£115  
A600 4MB UPGRADE.....£135  
A52D TV MODULATOR .....£29.99  
AT ONCE CLASSIC PC286 EMULATOR £119.99  
3.5 CUMANA DISK DRIVE .....£52.99



## STAR/CITIZEN PRINTERS

CITIZEN 12DD 9PIN MONO  
CITIZEN SWIFT 9PIN COLOUR  
CITIZEN 24PIN 224 COLOUR  
CITIZEN SWIFT 24E COLOUR  
STAR LC-2D 9PIN MONO  
STAR LC-200 9PIN COLOUR  
STAR LC-24-200 24PIN COLOUR  
ALL PRINTERS COME WITH LEAD & DUST  
COVER + 2 YEAR WARRANTY.



## ACCESSORIES/JOYSTICKS

1000 COLOURED LABELS.....£8  
1000 TRACTOR LABELS (WHITE).....£10  
MOUSE MAT.....£2.75  
MOUSE HOLDER.....£2.50  
14" MONITOR STAND.....£10  
PRINTER STAND.....£6  
3.5" CLEANING KIT.....£2.75  
PRINTER LEAD.....£5.00  
PARALLEL LEAD.....£8  
ZIPSTICK.....£11.50  
QS PYTHON IIIM.....£9.50  
CHEETAH 125+.....£8



## DUST COVERS

A500 .....£3  
A600 .....£3  
STAR LC200 .....£3.5D  
STAR LC-24 200 .....£3.5D  
CITIZEN 9 .....£3.5D  
CITIZEN 24 .....£3.5D  
PHILIPS MKI/II .....£3.5D  
ATARI .....£3.00



## WHY ORDER FROM BCS?

Established for over 3 years BCS is well known for the quality of its products and services.  
WE HAVE THOUSANDS OF SATISFIED CUSTOMERS ACROSS THE UK.


Fast and efficient delivery service provided. All products sold carry 1 year minimum guarantee. All products  
UK spec only. DONT DELAY ORDER TODAY. CALL IN OR SEND CHEQUES/POSTAL ORDERS TO

## BCS LTD

349 DITCHLING ROAD, BRIGHTON, EAST SUSSEX BN1 6JJ  
ADD £4 P&P UNLESS STATED. ADD £10 FOR NEXT DAY DELIVERY (MON-FRI) (UK MAINLAND ONLY)

**ORDER HOTLINE 0273 506269/0831 279084**

All offers subject to availability. E&OE. Prices may change without notice.



BCS ORDER HOTLINE 0273 506269/0831 279084

continued from page 91

7. Closes the ARexx script with a failure error return.

8. Closes the IF construct opened at Step 5.

9. Checks for the presence of the input file.

This is directly equivalent to the AmigaDOS construct:

```
IF NOT EXISTS <infile>
```

(strings) and numbers; and ARexx's ability to do this easily makes the code much shorter than it might be in a conventional language.

Some would argue this makes code harder to understand, but I disagree.

ARexx is an everyman's language and anything it can do to make things simpler for the programmer is a good thing.

17. Initialises the line counter variable to its start value.

## LISTING 4 • LISTING 4 • LISTING 4

ISTOO.HEX

```
1. 000003F3 00000000 00000001 00000000 07B4
2. 00000000 0000000D 000003E9 0000000D 11EA
3. 43FA0026 70252C79 00000004 4EAEFDD8 37A3
4. 4AB06604 70054E75 22402C79 00000004 4CB1
5. 4EAEFE62 70004E75 646F732E 6C696272 7779
6. 61727900 000003F2 8570
```

in ARexx the tilde (~) is used to negate a test.

10. Displays an error message...

11. ...and quits the script.

12. Closes the IF construct opened at Step 9.

13. Assuming all has gone according to plan, this displays the opening progress message. Notice how in ARexx variables are assumed automatically? In AmigaDOS 2 this line could have read:

```
ECHO "Converting: $infile" &
-> $outfile"
```

14. Opens the input file for read only. HEXIN (which must be enclosed in quotes) is a pseudonym used in ARexx instead of a decimal file handle found in other languages. This construct is much simpler to use and aids readability.

15. Performs the same operation as Step 14, only this time it opens an output file with the handle "PROG"

16. Sets an initial value for the variable SUM. It's probably worth mentioning at this point that ARexx has "typeless" variables – the sort of thing that makes programmers of most other languages balk. AmigaDOS uses a similar, if more crude system.

The idea is a variable can contain anything – text or numbers – and the interpreter decides which depending on the context in which those variables are used. As you will see later in this program, the same variables are treated as sentences

18. Opens a OO...WHILE construct. This is a loop which will keep going until the end of the input file "HEXIN" is reached.

19. Reads one complete line of text from the input file, HEXIN into the variable "hexline".

20. Opens a DO loop which will loop once for each word in the "sentence" hexline. Typically this might look something like this:

```
000003F3 00000000 00000001
00000000 07B4
```

Each "word" in the line is actually several bytes of hex code. The first four words are the code itself, the last word is the checksum. The variable X – which starts at one – will be incremented by one after each complete loop.

21. The variable "long" is set to the word pointed to by position X. The choice of variable name reflects the fact four bytes (a longword) are being read from the string. On the first pass, using the previous example this variable would read:

```
000003F3
```

22. Opens another OO loop which will step the variable Y from one to eight adding two every complete loop: 1-3-5-7.

23. This line looks quite complex at first glance, but in fact it's quite simple. Put simply it converts one byte from the hexadecimal longword in "long" and writes it to the output file, PROG. Let's break it down into some bite-sized pieces:

```
1. HexByte=substr(long, Y, 2)
2. Byte=x2c(HexByte)
3. writect('prog', Byte)
```

The first step takes two characters from the string in "long" starting at position Y. Using our previous example and assuming Y was one, HexByte contains "00". The second step converts the ASCII string "00" into a one-byte character equivalent – X2C is the ARexx function Hex to Character. Finally, at Step 3 this byte is written to the output file. You can see this part of the conversion in action by adding the following line between Step 23 and 24:

```
say="Byte to convert:" &
substr(long, Y, 2)
```

24. This tests for a space somewhere in the data. (This sort of error is unlikely because it's quite easy to spot, but it will not be caught by the checksum algorithm.) If a space is found where a value should be, execution continues at Step 25 otherwise it jumps to Step 27.

25. Prints a simple error message...

26. ...and quits the script.

27. Closes the IF construct opened at Step 24.

28. Computes the current cumulative checksum. This line is quite complex at first glance so let's break this down:

```
1. Hex=substr(long, Y, 2)
2. Byte=x2d(Hex)
3. Byte=Byte*(X+Y)
4. sum=sum + Byte
```

Step 1 is the same as before – it takes the HEX value of the byte at the current position in the string and Step 2 converts this into a number. Next the byte value is multiplied by the sum of the X and Y position in the file – this prevents byte transposition since the value generated depends on the position of the byte being read. Finally, that value is added to the cumulative checksum.

29. Closes the OO loop opened at 22. The value held in Y is incremented by two at this point and tested to see if it exceeds its preset value.

30. This line closes the OO loop opened at 20. X is incremented by one here and tested to see if it exceeds the limit.

31. Converts the checksum generated by the current line into a four byte hexadecimal value and stores it in "cksum".

32. Reads the last word from the current sentence held in "hexline". This value is a checksum generated by the conversion program listed in the second part of this article.

33. Tests the end of input file has not yet been reached. If it has control jumps to Step 45 otherwise it continues at Step 34.

34. Makes sure the checksum generated by the compiled code is the same as the original. If it is control continues at Step 35, if not (something has gone wrong) it jumps to Step 38.

35. Displays a progress message...

36. ...and increments the line counter.

37. Terminates the IF part of the IF construct opened at Step 34. Control now jumps to Step 44.

38. Control reaches here if the test at Step 34 fails...

39. ...and prints a useful status message...

40-42. ...before closing down neatly.

43. Terminates the ELSE OO block opened at Step 38.

44-45. Tidy up the remaining constructs.

46. Displays the closing message to say everything has gone according to plan...

47-48. ...and close the currently open files.

### NEXT MONTH


In next month's Cracking the Shell, I'll be explaining how the hex code was generated and supplying four more useful commands for debugging scripts. **AS**

## Gotta Problem John?

If you get stuck with AmigaDOS or there is anything specific you would like to see covered here, drop a line detailing your conundrum to: Mark Smiddy, Amiga Shopper, 30 Monmouth St, BATH, BA1 2BW. Sorry, no personal correspondence can be entered into. Desperate people, with no regard for telephone bills, can Email me on CIX "SMIDOID".

# AMIGA SUPER VALUE PACKS

## A600FD STANDARD FEATURES



- ★ ON SITE MAINTENANCE
- ★ 1MB RAM
- ★ 1MB DISK DRIVE
- ★ BUILT IN TV MODULATOR
- ★ 4096 COLOURS
- ★ SPEECH SYNTHESIS
- ★ MULTI-TASKING
- ★ 4 CHANNEL DIGITAL STEREO SOUND
- ★ MOUSE
- ★ WORKBENCH DISKS
- ★ COMPREHENSIVE MANUALS
- ★ ALL CONNECTING CABLES

### WANT 2MEG OF RAM?

UPGRADE YOUR A600 TO A MASSIVE 2MB OF RAM FOR ONLY

**£39.95**

WHEN YOU ORDER YOUR A600  
(Normal RRP £59.95)

### WANT AN A500 PLUS V.2?

LOOK AT PAGE 3  
UNDER SPECIAL PURCHASE

## A600FD BAD INFLUENCE PACK

A600FD COMPUTER AS PER STANDARD SPECIFICATION

PLUS ASTRA TEN GAME PACK	PLUS BAD INFLUENCE GAMES	PLUS ACCESSORY PACK
Datastarm.....19.95	WWF WRESTLING ..£29.99	2 MICROSWITCH JOYSTICKS ..£25.98
Dungeon Quest.....19.95	A must for wreslemania fans	Not one but two quality joysticks
E-Motion .....19.95	FINAL FIGHT .....£29.99	TAILOR MADE DUSTCOVER ..£12.99
Grand Manster Sam...19.95	Arcade martial arts at its best!	Essential protection
RVF Handa.....24.95	PITFIGHTER.....£29.99	HIGH QUALITY MOUSEPAD ..£7.99
Driving Force.....24.99	Ringside fighting action	Keeps your mouse squeaky clean
Pipemania .....24.99		
Rack 'n' Roll .....19.99	<i>This super value pack</i>	
Skweek.....19.99	<i>retails for over £650, but</i>	<b>£299.99</b>
Tower Of Babel.....19.99	<i>is available to you for only</i>	

## A600FD GAMESMASTER PACK

Incorporating Commodore 'THE WILD, THE WEIRD AND THE WICKED' A600FD COMPUTER PLUS ALL ITEMS LISTED IN 'BAD INFLUENCE' PACK

PLUS WILD, WEIRD & WICKED	PLUS SPORTSTARS PACK	PLUS BASIC PACK
DELUXE PAINT III.....£49.99	KICK OFF.....£29.99	GFA BASIC.....£49.99
Essential painting package	The original and greatest football game	Essential for Basic programming
GRAND PRIX.....£34.99	PRO TENNIS TOUR..£29.99	PRECISION DISKS....£12.99
The best racing simulation ever!	Stunning gameplay & effects	Ten branded disks to get you going
PUSHOVER.....£29.99	GFL GOLF.....£29.99	40 CAPACITY DISK BOX....£9.99
Infuriatingly addictive puzzle game	Play a round in the comfort of home	Essential for storage
PUTTY.....£29.99	<i>This super value pack</i>	<b>£349.99</b>
Brand new release from System3	<i>retails for over £950, but</i>	<i>is available to you for only</i>

## A600HD EPIC/LANGUAGE LAB PACK

A600HD as standard with 20Mb Hard Disk built in PLUS ALL ITEMS LISTED IN 'BAD INFLUENCE' PACK

PLUS EPIC/LANGUAGE PACK	PLUS BASIC PACK	PLUS PAINT PACK
TRIVIAL PURSUIT...£39.99	GFA BASIC.....£49.99	PHOTON PAINT 2...£89.95
Super 3 language version	Essential for Basic programming	One of the most
EPIC.....£29.99	PRECISION DISKS....£12.99	comprehensive paint
Space shoot-em-up	Ten branded blank disks	packages on the market.
ROME.....£29.99	40 CAPACITY DISK BOX..£9.99	
Millenium classic	Essential for storage	
MYTH.....£29.99	<i>This super value pack retails</i>	<b>£499.99</b>
Arcade adventure	<i>for over £1140, but is avail-</i>	<i>able to you for only</i>

MEGASTORE *Future World* MEGASTORE



# ORDERING MADE EASY



## BY PHONE



Simply call our Head Office quoting your Access/Visa number on **0234 218060 (5 lines)**  
Open 9.00am - 8.00pm



## BY CALLING PERSONALLY

Simply call in to your nearest FutureWorld store where our fully trained personnel will be more than happy to deal with your requirements.

## BY POST

Make cheques, Building Society drafts or Postal Orders payable to



FUTUREWORLD COMPUTERS LTD,  
UNITS 25-27 SERGEANTS WAY  
ELMS INDUSTRIAL ESTATE BEDFORD  
MK41 0EH

Please write cheque guarantee card number on the reverse of cheque to ensure same day clearance. Cheques without a card number subject to 10 days clearance.



REMEMBER ALL PRICES ARE INCLUSIVE OF VAT & COURIER DELIVERY (UK Mainland only)  
SATURDAY DELIVERY £10.00

## FINANCE

Finance available to suit your specific needs. Written details on request. Instant credit is available in all FutureWorld stores.

### PREMIER GOLD CARD

- 7 day money back guarantee on goods purchased if not completely satisfied (subject to goods being returned in mint condition)
- 30 day exchange for new policy should a fault occur
- 1 year guarantee giving free collection and delivery service should a fault occur.
- Exclusive Premier Gold Card with Personal Membership Number entitling you to special offers
- All this for only £19.95 per item purchased

## 1 YEAR GUARANTEE

For the whole guarantee period, warranty service will be completely free of charge

## TECHNICAL SUPPORT/ON SITE ENGINEERS

Being authorised service centres for AMSTRAD, COMMODORE & STAR, we are equipped to deal with the majority of queries. Lines open 3.00pm to 5.30pm

## FULLY COMPUTERISED ORDERING SYSTEM

This enables our telesales staff to provide up-to-the-minute stock information coupled with efficient dispatch.

## FULL TESTING PROCEDURE

All computer hardware is tested prior to dispatch maintaining our motto:

*Simply the*  
**BEST**

All goods subject to availability.  
All prices correct at time of going to press.

E & OE

# SALE STAR PRINTERS SALE

All our Star Printers now come with the following value pack worth £34.96 COMPLETELY FREE

**QUALITY COMPUTER CABLE** .....RRP £9.99  
**UNIVERSAL PRINTER STAND** .....RRP £9.99  
**200 SHEETS CONTINUOUS PAPER** .....RRP £4.99  
**TAILOR MADE DUST COVER** .....RRP £9.99  
**16 NIGHTS HOLIDAY ACCOMMODATION**  
● PLUS ● **PO DISK PACK CONTAINING**  
Wordprocessor ● Spreadsheet ● Database ●  
Virus Killers ● Backup Utility

### STAR LC20 MONO PRINTER

9 Pin Dot Matrix 180/45 cps  
TOTAL RRP with value pack £268.01

But yours for an unbelievable **£139.95**

### NEW STAR LC100 COLOUR PRINTER

9 Pin colour, 180/45 cps  
TOTAL RRP with value pack £299.95

But yours for an unbelievable **£179.95**

### STAR LC200 COLOUR PRINTER

9 Pin colour 185/45 cps  
TOTAL RRP with value pack £339.95

But yours for an unbelievable **£199.95**

### STAR LC24-200 MONO PRINTER

24 Pin mono printer 220/55 cps  
TOTAL RRP with value pack £386.29

But yours for an unbelievable **£239.95**

### NEW STAR LC24-100 MONO PRINTER

24 Pin mono, 192/64 cps  
TOTAL RRP with value pack £349.95

But yours for an unbelievable **£189.95**

### STAR LC24-200 COLOUR PRINTER

24 Pin colour printer, 220/55 cps  
TOTAL RRP with value pack £445.04

But yours for an unbelievable **£289.95**

### STAR SJ48 INKJET PRINTER

High speed/quality mono printer. 100cps (LG)  
TOTAL RRP with value pack £379.96

But yours for an unbelievable **£234.95**

## STEREO COLOUR MONITOR

Exclusive to FutureWorld

PHILIPS 8833 MKII  
LOTUS/F19 PACK

### Features:

- ★ Award winning stereo monitor
- ★ On-site maintenance
- ★ LOTUS TURBO CHALLENGE 2 PLUS
- ★ F19 STEALTH FIGHTER

**ONLY**  
**£199.99**

## MEMORY DRIVES & SCANNERS

### MEMORY

512K RAM EXPANSION WITHOUT CLOCK £19.95  
WITH CLOCK £24.95  
1.5 MEG EXPANSION (Not Plus compatible) £79.95  
1 MEG EXPANSION (Gives your A500 plus a massive 2MB) £39.95  
1 MEG EXPANSION WITH THRU-PORT £49.95  
NEW 8 MEG RAM BOARDS FROM POWER  
Complete with Thru-Port Populated board with 0 Meg RAM £99 ●  
2 Meg RAM £129 ● 4 Meg RAM £189.95 ● 8 Meg RAM £299.95

### DRIVES

DIRECT A500 REPLACEMENT DRIVE with instructions £44.95  
POWER PC88DB Robust slim drive with anti-click £49.95  
CUMANA CAX 354 SUNLINE DRIVE £54.95  
POWER PC 880B with Blitz/Virus hardware £69.95  
POWER PC8808 + X-COPY PROFESSIONAL £99.95  
DUAL POWER PC88DB complete with Power supply £124.95

### HARD DRIVES

GVP 52 MEG HARD DRIVE WITH RAM EXPANDABLE TO 8MB. 0 Meg RAM £379.95 ● 2 Meg RAM £429.95  
● 4 Meg RAM £499.95 ● 8 Meg RAM £679.95  
GVP 105 MEG HARD DRIVE WITH RAM EXPANDABLE TO 8MB  
● 0 Meg RAM £579.95 ● 2 Meg RAM £629.95 ● 4 Meg RAM £729.95 ● 8 Meg RAM £899.95  
POWER SCANNER WITH VERSION 2.0 SOFTWARE £99.95  
UPGRADE KIT FOR NON POWER SCANNER UNITS  
Complete with hardware interface and new version 2.0 software £49.95

## AMIGA 1500 CARTOON CLASSICS SUPERPACK

NEW AMIGA 1500 featuring Workbench/Kickstart 2. The Works. D Paint III. Home Accts etc.....RRP £699.95  
ASTRA TEN GAMS PACK 10 individually packed games (see A500 Gamesmaster pack for details) .....RRP £229  
OFA BASIC Essential for basic programming RRP £49.99  
CARTOON CLASSICS SOFTWARE  
Bart Simpson Vs Space Mutants \*Lemmings\* RRP £79.99  
Captain Planet RRP £15.98  
2 FIGHTER JOYSTICKS RRP £15.98  
QUALITY MOUSEPAD RRP £6.99

TOTAL RRP £1082.62


But yours for an unbelievable

**£599.95**

N.B This Machine requires a TV/Modulator (£24.95) if it is to be used with a television

**FutureWorld**  
computers





**WORDWORTH  
v1.1 SCOOP  
AT £29.95★  
★ With any  
purchase  
over £50**

**SAVE  
£100**

Simply call in one of our stores  
or ring our telesales department.  
Make any purchase to the value of £50  
or more and we'll supply you with the BEST Amiga wordprocessing package  
on the market for just **£29.95** - saving you £100!  
But hurry stocks are limited at this crazy price!  
Alternatively you can buy Wordworth v1.1 on its own for **£69.95**

**★★ SPECIAL PURCHASE ★★  
A500 PLUS VERS 2.0  
CARTOON CLASSIC PACKS**

**FEATURING:  
DELUXE PAINT III  
BART SIMPSON  
CAPTAIN PLANET  
LEMMINGS**

**RRP £399**

**SUPER LOW PRICE**

**£299.99**

**★★ SPECIAL PURCHASE ★★**



**TOP TEN CHRISTMAS  
GIFT IDEAS AT GIVE-  
AWAY PRICES WHEN  
YOU SPEND OVER £25 IN  
ANY OF OUR STORES OR PUR-  
CHASE MAIL ORDER ★**

ITEM	NORMAL PRICE	GIFT PRICE
40 Capacity 3.5" Lockable Disk Box	£9.99	£2.99
80 Capacity 3.5" Lockable Disk Box	£14.99	£4.99
Pack of Ten Branded Precision 3.5" Disks	£12.99	£3.99
3.5" Disk Drive Cleaner Kit	£9.99	£1.99
High Quality Semi-soft mousepad	£7.99	£1.49
200 Sheets of Continuous Printer Paper	£7.99	£1.99
Standard Microswitch Joystick	£9.99	£3.99
Zipstick Superpro Autofire Joystick	£16.99	£8.99
Quickjoy Tapstar Joystick - The Ultimate	£23.95	£14.99
Replacement Amiga Mouse	£24.95	£9.99

**★ LIMITED TO ONE GIFT  
PER TRANSACTION**

**VISIT YOUR  
LOCAL STORE**

**BASILDON  
MEGASTORE**

12/13 South Walk, Basildon  
Telephone (0268) 270013

**BEDFORD  
MEGASTORE**

1 The Howard Centre, Bedford  
Telephone (0234) 212460

**LUTON  
SUPERSTORE**

3 Arndale Centre, Luton  
Telephone (0582) 482680

**NORTHAMPTON  
SUPERSTORE**

1-7 College St, Northampton  
Telephone (0604) 33996

**ST. ALBANS  
SUPERSTORE**

34 Market Place, St. Albans  
Telephone - Call Head Office

**WELWYN  
GARDEN CITY**

16 Church Road, W.G.C.  
Telephone (0707) 390029

**OPENING SOON  
MEGASTORES**

**ALDERSHOT**

**WEMBLEY**

**SUPERSTORES**

**BARNET**

**WALTHAMSTOW**

**PROFESSIONAL AMIGA REPAIRS**

"Simply the Best" Commodore authorised repair centre  
**FREE COLLECTION & DELIVERY BY COURIER** Make one simple phone call and leave the rest to us!  
**GUARANTEED 7 DAY TURN AROUND** We guarantee to return your computer WITHIN 7 days of collection  
**FULL OVERHAUL INCLUDING OVER 50 DIAGNOSTIC CHECKS** Your Amiga will look as good as new  
**3 MONTH COMPREHENSIVE GUARANTEE** Our engineers work to the highest standard  
**ALL INCLUSIVE PRICE** We won't con you with hidden extras  
**FREE 50 GAMES SOFTWARE PACK**  
For a limited offer we will give you a 50 games pack completely free!

**ALL FOR THE INCREDIBLE  
PRICE OF £59.95**

NB Personal callers in to one of our stores may deduct £10 from the above price.  
We reserve the right to refuse computers that have been tampered with or are beyond  
economical repair. In this instance a nominal £10 charge will be made to cover carriage costs.

**EXTEND YOUR WARRANTY TO A TOTAL OF 1 YEAR FOR ONLY AN ADDITIONAL £20.00**

**ALL PRICES INCLUDE VAT & COURIER DELIVERY**



**T**racking, that is composing and creating sample-based songs for playing via the Amiga's sound chips, is one of the oldest of the Amiga's music areas simply because, right from the start, programmers needed a fast, convenient way of creating music for games and demos. One of the earliest utilities to appear was called *SoundTracker* and within a few years a proliferation of these 'tracker' type clones had appeared.



In-built sample editing is a big plus for *OctaMED Pro*

Essentially programmers' tools, these utilities adopted programmer-like conventions for creating music sequences. Song descriptions tended to be built around lists showing the times and the pitches at which samples should be played. While not ideal from a musician's viewpoint this tracker method of composing music became established in Amiga circles and the race was on to create programs that were more powerful and user-friendly.

In 1989 Teijo Kinnenun released a program called *MED* (Music EDitor) which allowed songs to be created by defining small blocks of music which could be linked. Blocks could be arranged and repeated in any way, so, once the blocks had been defined, building the song became easy. In April 1990 a *MED* Version 2 was released which, among other things, provided a host of new editing facilities, a stand-alone song-



The Synth Sound editor provides more *OctaMED* goodies

player utility called *MEDPlayer*, and support for MIDI instruments. Up to this point these programs were PD but so much development work was being done that when a successor, *OctaMED*, arrived the decision was taken to make it a commercial (but reasonably priced) product.

The good news now is that after

more development the promised professional version, *OctaMED Pro*, has been released. Now *OctaMED Pro* has a lot of facilities and, because a few general *MED*-style tracking issues need to be discussed for the benefit of Amiga users who have never used one before, there isn't enough space to mention all of the enhancements. However, the following should give a good idea of what *OctaMED Pro* is capable of, and at the same time

provide an introduction to the fascinating world of tracking.

**AN OVERVIEW**

The first thing that strikes you about *OctaMED Pro* is the improvement in screen display

layouts, because the program has a Workbench 2 style look – and of course runs under both Workbench 1.3 and Workbench 2. There is also a much-improved file requester, options for input remapping, new BPM (beats per minute) timing options and a host of new MIDI and Player commands.

*OctaMED Pro* contains many different screens but two areas of the display are always visible: a status bar which shows current edit modes, block/instrument numbers or names, and mute/play track status; and in the top right of the display a fifteen-button menu panel. Ten of the buttons display other control panels for loading and saving songs and Instruments, setting relative track volumes, transposition characteristics, MIDI settings and a variety of block/track and editing facilities.

The remaining five buttons switch between: a Block editor for entering note data in *MED* tracker format; a Graphic note editor, which lets you enter and display/print music a bar at a time using conventional notation; a Sample editor; a Synthetic Sound editor; and a Sample List editor.

If you have the memory, up to 99 songs can be held and even though such song sets need to share the same set of instruments *OctaMED Pro* can remap these when loading a new song. Most users will neither be able to, nor want to, work with such large numbers of songs but it is nice to have a few songs in memory because the editors allow copy and paste operations between songs and make it easy to re-use existing

material. Compositions can be saved in a number of different formats: song files, files with song and instruments/samples, and modules containing multiple songs in a single file. Arrangements can also be saved in a *Sound/Noise/ProTracker* compatible form. *MED* started out as a four-channel tracker but *OctaMED Pro* provides splitting facilities which allow up to eight of the 16 tracks to be used with internal sounds (although sound quality suffers a bit when channels are split).

Four types of *OctaMED Pro* Instruments are available. There are the conventional sampled sounds which are played back through the Amiga's audio channels – here IFF 8SVX and raw sample data can be

done. The basic tracker style of music entry hasn't changed although the display has improved since the early *MED* days and there is now an extra command digit available. The editor uses a spreadsheet-style two-dimensional grid of tracks and line numbers, where each line represents a 1/16th note (every fourth line therefore represents a quarter-note or crotchet within a bar). The number of tracks visible on the display can be altered from four to sixteen but Figure 1 gives the general idea of the layout used...

The data in Figure 1 are represented on the grid by a note description and a numerical entry. The example event shown (D#3 20437) actually provides this sort of information to *OctaMED*...

# A SOUND



*OctaMED Pro*'s Block editor in use. This is where most of the block creation and song creation will be carried out

used. Then there are the synthetic sounds which are special instruments constructed from pieces of waveforms whose pitch, vibrato, and arpeggio characteristics can be controlled by program instructions within a song. Third are 'Hybrid' sounds which are conventional samples controllable by program instructions. Finally *OctaMED Pro* supports the use of MIDI instruments and provides internal and external MIDI-clock sync facilities.

Some useful MIDI facilities appeared with *OctaMED* and many new MIDI options have been added – as well as being able to use MIDI equipment as additional sources you can use an external keyboard to enter note data as you create songs.

**OCTAMED PRO EDITORS**

When the program starts up the lower half of the screen is occupied by the Block editor and this, for most users, is where the bulk of the block creation and song composition will

- D** note
- #3** octave
- 2** voice
- 04** command (in this case speed and depth)
- 37** other data (in this case speed and depth)

Commands for things like volume control, creating arpeggios, slides, portamento, vibrato, hold and decay effects are provided for sampled sounds and there's a range of MIDI commands for setting controllers, sending pitchbend/modwheel and aftertouch messages and so on. The Block editor screenshot shows a real block description list. This approach is not too far removed from the track editing schemes used by MIDI sequencers such as Dr T's KCS.

One major difference is that these events control the playing of samples and so these event descriptions are not restricted to the playing of single notes. Suppose you want to create a repetitive drum part

containing bass drum, snare, open and closed hi-hats, and a couple of tom-toms. You could build it up using a number of tracks and perhaps even condense a good likeness of the finished part to a single track by eliminating a few of the drum beats that clashed. *OctaMED Pro* would still be doing a lot of work when playing that part and the seven drum sound samples would occupy a lot of space. An alternative is to program a MIDI drum machine to play the drum part and sample one bar of it. Nowadays most drum machines use high quality (16-bit) drum sounds. Sampling a pattern being played by a drum machine is a good way to get a decent drum track with the minimum of effort. The *OctaMED Pro* tracker programming for the drum track

hi-hat voice), Insert your one note per bar real sampled drum track, and adjust the program's playing tempo until the click track is in sync with your sample. Sampling one bar of music will produce a largish sample but it's unlikely to be as large as the space required for the individual drum samples. Another space/effort saver is to sample chords instead of notes because again this allows a chord backing track to be created by entering just single notes.

Such tricks allow a lot of information to be placed on a couple of tracks with the minimum of effort. Given that an *OctaMED Pro* block can have as many as 256 lines and 16 tracks this leaves a lot of track space for bass parts, melody lines etc, which can be entered more

ever leaving the *OctaMED Pro* environment. You can also collect samples from any parallel-port sampling hardware. The Sample List editor is available for storing details of instrument names and locations.

an ARExx interface.

If you have existing songs created by other trackers the Amiganut's AMFC (Amiga Music File Converter) utility is worth getting hold

Figure 1: A schematic layout of *OctaMED Pro's* block editing arrangements

Lines	Tracks					etc
	1	2	3	4	5	
001	D#3 20437					
002						
003						
004						
005						

ever leaving the *OctaMED Pro* environment. You can also collect samples from any parallel-port sampling hardware. The Sample List editor is available for storing details of instrument names and locations.

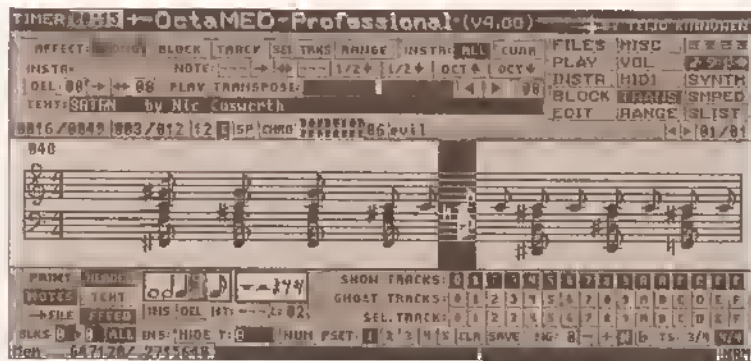
of because it automates music file conversion.

LAST WORDS

*MED* stood the test of time despite the limitations of early tracker programs. *OctaMED Pro* provides some major enhancements. *MED* users will move to this with no problems and new users will find that life has never been easier. *OctaMED Pro* has good documentation on disk and there is now a printed user-guide. I would recommend it to anyone who needs a decent tracker.

This month Paul Overaa moves away from pure MIDI matters to talk about the New *OctaMED Professional* tracker program

# FOUNDATION



Graphic notation editor allows note data to be entered in conventional form

becomes ridiculously simple – only one single note and one voice (the sampled drum track) per bar is needed no matter how complex the original drum part.

You do have to take care with timing so the drum part synchronizes to the rest of the tracks. You can set the tempo of the drum part sample two ways: you can alter the *OctaMED Pro* event's note value (unlike other instruments small changes in pitch with drum sounds will not appear 'out of tune'); or you can remap the sample using the sample editor.

What then has to be done is to make sure that your one bar sample syncs with *OctaMED Pro's* idea of a bar of music. Here it is a good idea to lay down a temporary straight-fours click track (using say a closed

conventionally. Melodies can be added in real-time by selecting a suitable voice and 'playing along' with the existing tracks.

An alternative to the Block editor approach is the Graphic Notation editor which lets you enter, edit,

OCTAMED PRO PLAYER

This is a stand-alone program which allows *OctaMED Pro* compositions to be played. If, for example, you create a single *OctaMED* song and save it using the 'Song+Samples' file format then you can play it from a CLI/Shell window just by typing...

`OctaMEDPlayer <filename>`  
If you want it to run as a separate background process AmigaDOS's RUN command can be used like this  
`run OctaMEDPlayer <filename>`  
Insert this into a startup-sequence and you can kick off a piece of background music that plays while other programs are running. The player will run from the CLI/Shell or the WorkBench and can handle MIDI and *OctaMED's* multiple song files as well as single songs. The new

**JARGON BUSTING • JARGON BUSTING**

**DMA** – Stands for Direct Memory Access and it is a hardware technique that enables data transfers to and from memory to be made without direct involvement of the Amiga's main 68000 processor.

**MIDI-Clocks** – Special MIDI messages sent to provide timing information.

play, and print music using stave notation. Having entered music in conventional note form you can switch to the block editor to add any special commands. In addition there is a Synthetic sound editor and the

player cannot play existing *MED* songs but this is not a problem since earlier formats can be loaded into *OctaMED Pro* and re-saved in one of the new file formats. Among its other goodies the *OctaMED* player now has

**SHOPPING LIST**

*OctaMED Professional* ..... £22.50 (includes disk documentation)  
 Upgrade from Version 2 ..... £12.50  
 Printed manual ..... £8.50  
 AMFC Music File Converter ... £5.00  
 All available from: Amiganuts United, 169 Dale Valley Rd, Hallybrook Southampton SO1 6QX ☎ 010 800 722 2261

**CHECKOUT OCTAMED PRO**


**Ease of Use** ●●●●○  
Easy package to get to grips with.

**Features** ●●●●○  
More facilities than the original *MED*.

**Documentation** ●●●●○  
Much Improved since early *MED* days – now has a very readable manual. Useful disk documentation is also still provided.

**Price Value** ●●●●○  
Hard to beat.

**Overall rating** ●●●●○  
Despite the fact that it is no longer as cheap as the original *MED* program, *OctaMED Pro* is an excellent buy.



# THE BEAT STUDIO

**Paul Overaa takes a look at the new budget priced sampling package from City Beat...**

*Beat Studio* is produced by City Beat and I've had it on my desk for a good couple of months now. In fact when I first opened the box and saw a flimsy manual, a disk and a small cartridge (all too obviously destined to be shoved into the Amiga's parallel port) I cringed because it looked like 'yet another' sound sampler. As it happens *Beat Studio* turns out to be a surprisingly good little package and one of the best new offerings I've seen for quite a while. Why? Because it is cheap, comes with some reasonable hardware and software, and most important of all – it does a perfectly adequate job.

The sampling cartridge looks well constructed and, like most such hardware nowadays, it works well – you plug the unit into the parallel port and forget about it. The software side of the package provides mono/stereo and simulated stereo sampling and has signal metering and the usual range of cut/paste editing options, including loop and zero point location facilities. There are real-time effects (including inversion, phasing, echo and compression), and RAM-scanning is provided which allows the Amiga's memory to be searched for samples. Samples can be loaded and saved both in raw and IFF 8SVX formats.

*Beat Studio*, pictured to the left, provides a perfectly adequate working environment for sample taking and editing

## JARGON BUSTING • JARGON BUSTING

- Clipping** – Caused by a signal being too strong for the input stages of a recording or sampling device. The input circuitry gets overloaded and the top parts of the incoming waveform get distorted or chopped off – the end result is a poor quality sound.
- IFF 8SVX** – This is the IFF (Interchange File Format) name of a file arrangement used for storing sound samples.
- RAM Scanning** – This means exactly what it says – programs which provide RAM scanning facilities allow you to scan through the Amiga's memory and, by 'playing' the data, look for sound samples.
- Raw Sample** – Basically a copy of the byte values of a sound sample just as they appear in memory (as opposed to a sample stored in a specially designed file structure such as IFF 8SVX).

Sampling with *Beat Studio* is straightforward. Set the sample size, click on THRU to monitor the sound and adjust the volume of the signal to just below the level where clipping occurs. When you hit the record button a prompt appears telling you that sampling will begin as soon as you click on the left-mouse button. The software, although not 'state of the art' in terms of Amiga sample editing, works as it should and provides all the basic functions that are necessary to do useful work.

### BEAT STUDIO IN USE...

The key to good sampling is a good input signal, so it is best to sample directly from source rather than with a microphone – this ensures a clean, strong signal. With good quality leads, direct sampling, and good signal strengths *Beat Studio* produces surprisingly good results – simply excellent.

### THE BOTTOM LINE...

My only real niggle is that *Beat Studio's* manual is not particularly good. Someone new to sampling might well struggle, although anyone who has used a sampler before would get by. **AS**

**SHOPPING LIST**

*Beat Studio*..... £29.95  
 by City Beat  
 Available from:  
 Pandaal Marketing Ltd  
 ☎ 0234 843344

**CHECKOUT BEAT STUDIO**

**Ease of Use** ●●●○○○  
 An easy package to get to grips with.

**Features** ●●●○○○  
 Has all the basic facilities needed to get you into the world of Amiga sampling.

**Documentation** ●○○○○○  
 Barely adequate and should really be improved.

**Price Value** ●●●●○○  
 You are unlikely to find anything significantly cheaper.

**Overall rating** ●●●●○○

*Beat Studio* performed very well and at its current price it deserves to win many friends.

## BEGINNERS • BEGINNERS



## BEGINNERS START HERE

## BEGINNERS • BEGINNERS

### SOUND SAMPLING...

A musical note is made up of sound waves that have a certain pitch (frequency) and a certain loudness (amplitude). When you hear a piece of music, what you are listening to is a mass of sound waves which include many different frequencies and amplitudes. The result, in most cases, is a very complex waveform.

Suppose you could 'freeze' the sound you were hearing and measure the amplitude of that part of the soundwave. Using some agreed convention you could then express that amplitude as a number. By repeating the process you would get a list of numbers, with each being the numerical equivalent of the

original sound.

This is the idea behind sound sampling. By using special hardware which grabs and measures (digitises) that amplitude information many thousands of times a second it is possible to build up a very detailed digital copy of the original sound.

This opens up a whole new world because computers can then be used to carry out sophisticated editing, making it possible to achieve effects which are impossible with conventional analogue recording techniques. You can take pieces of one sound and mix them with another, speed up or slow down the rate at which a sample is played, or

even shift the time-position of a sample before adding it back to itself in a modified form. As you would expect, the quality of the result depends on the accuracy of the digitisation process and here there are two variables to consider: sampling rate and the resolution of the numbers used to define the amplitude. Fast sampling rates give better waveform detail. You can also improve quality by increasing the range of numbers used to represent the amplitude measurements.

On the Amiga, amplitude digitisation is performed to an accuracy of 8 bits, so there are 256 possible values. This is sufficient for

producing some excellent playback sounds with the Amiga's Internal sound chips, but not as good as CD technology sampling (which uses 16-bit resolution). This has limited the interest in Amiga sampling for the more demanding applications but, for non-professional use, Amiga samplers have caught on in a big way. All Amiga sampling software makes use of the IFF 8SVX sample format, so sounds captured with one program can be loaded and used with any of the large number of IFF-based music programs available. Basically all you need to get into the world of sampling is some digitiser hardware and the software to control it – and most of the Amiga sampling packages include both.



# Introducing a new kind of music magazine



**FUTURE  
MUSIC**

# Take our sound advice

---

The perfect magazine about music technology would have...

- 1** Authoritative reviews of the latest hardware and software, written by musicians who have used the equipment under the same real-world conditions you'd be facing.
  - 2** Expert technical advice and help on any problem to do with creating, recording and performing.
  - 3** Informative interviews with performers and sound crew, and profiles of prominent music personalities, giving you the professionals' tips on improving your music.
  - 4** Adverts packed with bargains, useful services, new releases and second-hand buys.
  - 5** News pages packed with previews, launches, opinions, updates, events and personalities.
  - 6** Easy-to-follow tutorials that show you how to get the most from your equipment and don't just rehash the manual.
  - 7** Comprehensive buyers' guides to all the existing hardware and software, regularly updated.
  - 8** Covermounts that are genuinely useful and superb value for money.
  - 9** The resources and commitment to quality of Future Publishing behind it.
  - 10** An experienced team of journalists and designers, determined to produce a top-quality magazine with no jargon, no technical waffle and no uninteresting pages.
- ◆ On Thursday 15 October *Future Music* will make all these things a reality, and much more besides. Don't miss it!



## Future Publishing - Your guarantee of value

AS WELL AS THE FINE MAGAZINE YOU'RE reading right now, Future Publishing produces more than 20 market-leading magazines, every single one of them with the same commitment to quality. As well as computer magazines like *Amiga Format*, *ST Format* and *PC Format*, Future publish game console magazines like *Sega Power* and *Total!* and special interest magazines like *Classic CD*, *Mountain Biking UK*, *Needlecraft* and *Photo Plus*. Every one of our magazines is a market leader because we put you first and always strive to satisfy your needs. Future Publishing is your guarantee of value.

### Kneel to the Boss

With the price of small stereo units dropping, it's getting harder to pick the best of the bunch. Can these low price units still produce quality results? Matt Evans gets distracted and listens to the latest compact unit from Beas.

**I**n the past few years, the price of small stereo units has dropped significantly. This has led to a proliferation of low-cost units that are often marketed as 'budget' or 'value' models. While these units may seem like a good deal, they often lack the quality and performance of more expensive models. In this article, we look at the Pioneer CD-50, a compact unit that promises to deliver high-quality sound at a low price. We'll see if it lives up to the hype.

The Pioneer CD-50 is a small, sleek unit that fits easily into a car's stereo head unit. It features a cassette slot and a CD slot, making it a versatile choice for car audio enthusiasts. The unit is powered by a 12V car battery and has a power window for easy access to the disc tray. The sound quality is surprisingly good, with clear highs and a solid bass response. The Pioneer CD-50 is a great example of a low-cost unit that doesn't compromise on quality.

### Reserve your copy of Future Music

Give this form to your newsagent  
Please reserve me a copy of **Future Music** every month, beginning with the November issue, out on **Thursday 15 October.**

Name .....

Address .....

.....Postcode .....

Phone .....

To the newsagent: *Future Music* is published by Future Publishing and is available from your local wholesaler (fully SOR).

### Special Introductory Subscription Offer

As a special offer to founder subscribers, you can get 12 Issues of *Future Music* for just £19.95 – saving nearly £4 off the news-stand price. This also means you won't pay any extra for higher-priced Issues with covermounts. To take advantage of this exclusive offer, just return this form before Saturday 31 October.

Name .....

Address .....

.....Postcode .....

Telephone .....

Signature .....

### 12 ISSUES UK £19.95

Method of payment – please tick appropriate box

Access     Visa     Cheque     PO

Credit card No

Expiry date


Please tick here if you do not wish to receive direct mail from other companies

Please make all cheques payable to: **Future Publishing Limited.**  
Send this form to:  
**Future Music, Future Publishing, FREEPOST, Somerton, Somerset TA11 7BR.**  
This coupon is valid until 31 October 1992. Your subscription will start from the next available issue.

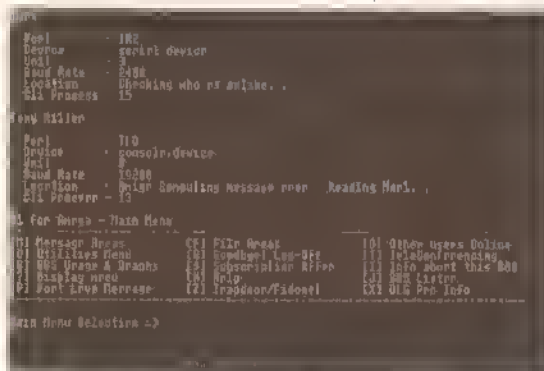




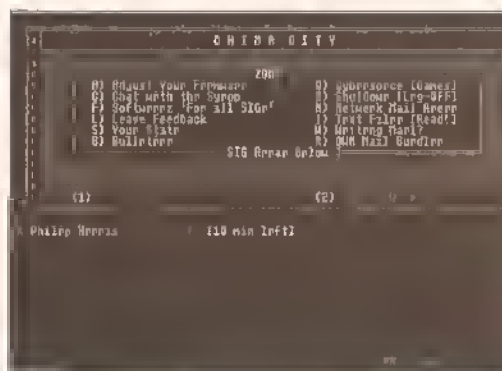




The title screen from O1 for Amiga, probably the best Amiga BBS in the world



Being a multi-line BBS, O1 for Amiga lets you see who else is on-line. It's the expensive rate at the moment so it's just me and the sysop



Chlba City - the Cyberpunk feel begins at the main menu and continues throughout the board

There are a host of bulletin boards all over Britain, many of which cover the Amiga to some extent, many exclusively. But finding out which ones you should visit can be very difficult. To help you, we've come up with three different boards for you to take a look at. All three offer something for the Amiga owner and are well worth a look for different reasons. Let's visit O1 for Amiga, Guru-10 and Chlba City.

First stop, a board a lot of people will have already heard of, O1 for Amiga.

### O1 FOR AMIGA

O1 for Amiga (O1 to its friends) has been around for no less than six years. It started life on an Amiga 500, running a system called BBS-PC. It has over 1500 members now and runs on an Amiga 3000 with some RAM and a hard drive, using the *Dialog Professional* BBS system. Recently a CD-ROM drive was added to the system.

The CD-ROM has facilitated the addition of all the Fish disks, yes all of them! There is also an on-line database which enables users to find any program on the disks and then download it. This is a superb service which makes it well worth subscribing to the system.

O1 is one of the few Amiga boards to offer a subscription service. The subscription fee is purely optional and there are three grades, £5, £10 and £20 plus. Each of these three rates gives you different access times and upload/download ratios. The nice thing is that there is absolutely no pressure to subscribe, but if you do, the benefits are worth it.

Subscription also gives you access to a couple of subscribers-only lines which will prove to be very handy. O1 is a very popular board indeed. Although the board has several lines, these are very often engaged, so access to the other lines alone is worth a fiver, and access to the Fish collection can be invaluable.

O1 also has a special "Guest" user option which enables you to take a look round the board without having to go through the quite lengthy registration process. This comes in very handy, and it would be nice if more boards used this idea. To visit the board as a guest, use a name of "guest" and a password of "guest" when you call the board.

### FILES GALORE

But what do you get on the board itself? There are no less than sixty files areas including comms, *JRCamm*, *NComm*, BBS software, printer related files, CLI utilities, Workbench utilities, editors, CanDo and AMOS, amongst others. There are also some more obscure areas, X-CAD and EMC Fonts to name but two.

Of course a board this big can't do without messages. There are 27

# Treading the boards

constantly changing. With this much traffic you won't get anywhere without an off-line reader. As has been mentioned before, an off-line reader enables you to download unread messages from areas you are interested in and read them at a later date. This saves you money and enables you to participate fully in all the echoes you want. We'll be covering off-line readers in more

### CONSIDER A CONFERENCE

Conferencing is a fun idea, but it really needs to be prearranged before it becomes interesting. For a conference to occur, several people have to be in the "conference room" at the same time - this seldom happens by accident.

It would be nice if O1 could arrange guest nights where special guests from the Amiga industry could be in the conference room to field questions from callers, a sort of electronic phone-in. Unfortunately, this sort of thing never seems to happen in the UK, perhaps if anyone from O1 is reading...

### CONCLUSIONS

O1 for Amiga is an excellent board. The sysops and callers are true Amiga fans and you're highly likely to meet well known names from the Amiga world, particularly programmers and journalists.

The only complaint I have is that the menus are a bit bland and the organisation a little sloppy. Text files tend to scroll off the screen before you get a chance to read them properly, that sort of thing. It doesn't detract from the board too much though and the content more than makes up for it.

## LET YOUR FINGERS DO THE WALKING...

I've had many requests for more BBS numbers, hopefully in the future we will be able to bring you a full list, but for now, here's a few UK boards you might like to try...

Chlba City	0501 44262
O1 for Amiga	071 377 1358
Guru 10	0738 52063
Meridian Amiga BBS	0273 588924
Yukon Ho!	0232 768163
The Amiga Forgery	0908 604229
Protocol BBS	0403 272931
Theatre West End	0625 828795
Ponty BBS	0443 409882
O61 developments UK	061 799 4922
Saxon	0273 308800
Ciffnet	0642 467324

If you give some of these a ring, there are bound to be others listed on those boards. Eventually you'll end up with a massive list, and a phone bill to match.

message areas, many of which are Fidonet echoes. These message areas include some more rare topics, such as Transamiga BBS echo, Welmat and ICPUG.

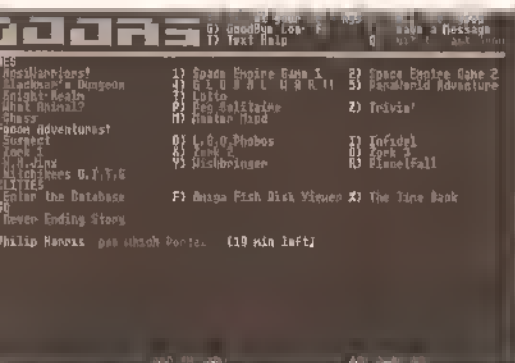
There are about 6,500 messages on the board which are

detail in a future issue.

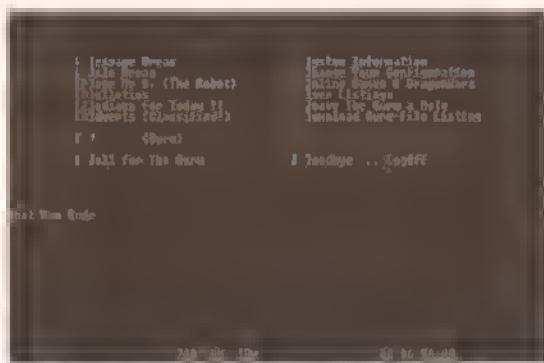
O1 also features live teleconferencing facilities. This enables several people who are currently calling the board to enter a conference room and hold a real time conversation.

### GURU-10


The second board we're going to take a look at is the Guru-10 BBS, an Amiga and PC board, based on a PC using the *Remote Access* software. *Remote Access* is a very popular and reliable BBS system, used by a lot of PC boards these



Chiba City's strongest point is on-line games. You can also get to the Fish database and the time bank from here



The Guru-10 main menu, including that useful virus database, too bad it's for the PC



The Guru-10 games area, not as many as Chiba City has, but it does have 'Inter BBS' games

## This month our comms expert, Phil Harris, takes a look at three Amiga bulletin boards - Chiba City, 01 for Amiga and Guru-10

days. It also has a variety of useful utilities available for it which make for interesting boards.

Guru-10 has a pretty short registration sequence but you are then asked at the main menu to fill in a second "form". This asks for things such as your age, address, occupation and why you call bulletin boards. Once you've filled all this in the sysop will verify the details and within about 24 hours you'll become a registered member of the board. This gives you access to all the files areas.

Guru-10 asks for your date of birth. This is used to tell people when your birthday is coming up so that they can send you a message. This is a good idea that is becoming more common throughout the comms community.

The Guru-10 bulletin area features a few interesting files including a plain English guide to public domain and shareware and its variations. There is also a complete set of download and upload stats for you to find out which are the most popular files.

### MESSAGES AND FILES

Of course there are messages, seventeen different areas, the majority of which are Fidonet echoes. And there are files as well. Again there are 17 areas but the majority of these are PC-based which is a shame. The majority of popular Amiga files are available though and it also provides you with a good opportunity to upload files the board doesn't already have.

Guru-10 also has some interesting on-line games: *Dragon*

Warz and ISA in particular are unique in that you play against other callers on other boards running the software, not just against local players.

Each night the moves which have been made are transferred via EMail to other boards running the software and the game continues. That way, you can find yourself playing people from hundreds of miles away, in a similar manner to a play-by-mail game.

The board also features an on-line virus database. At first sight this seems a great idea, but unfortunately it's only for PC viruses. Perhaps an Amiga programmer might like to come up with something similar for the Amiga.

### CONCLUSIONS

Guru-10 is a very colourful board. The sysop puts a lot of effort into the look and feel to make sure you enjoy your visits to the board.

File and message coverage is reasonably good, and there is an off-line reader available to keep those bills down. The internet on-line games are a nice twist, hopefully they'll become more popular in the near future.

### CHIBA CITY

I've mentioned Chiba City before but it's well worth an even closer look. Based in Whitburn, Chiba is another Amiga-based board, this time running some software called *Star-Net BBS*.

*Star-Net* is closely based on the Amiga BBS, *Paragon*. This has been very popular in the past and with its new owner is likely to become even

more popular in the future. Chiba City is also a technical support board for *Star-Net* so anyone who owns the program can download updates from the board itself.

The name Chiba City comes from a series of books written by science fiction author, William Gibson. The Cyberpunk genre named after his creation *Cyberspace* is becoming very popular, particularly with the advent of virtual reality. The sysop of Chiba City has tried to give the board a cyberpunk feel by using Gibsonsque terminology and phrases. The Amiga area is called Amiga Warez and the games area is called *Cyberspace*.

The menus have also been given a computer feel, as though they are printed on a computer print-out. This works well but could be extended even more. I get the feeling it is all a bit half-hearted.

The reliability of *Star-Net* must be in question at the moment, the Chiba City user database crashed recently so all users have had to re-register. Whether this will affect the popularity of the board is difficult to say, but I'm sure some callers won't bother to go through the hassle again.

### AMIGA AND PC

Again, Chiba City is a PC and Amiga board although as it runs on an Amiga, the emphasis is perhaps more on the Amiga. The file areas reflect this although there aren't that many (seven). They do contain most major programs though, and a few other less well known programs. The areas covered are pretty wide so you tend to get a lot of files in each area. And of course there is a selection of message areas.

Chiba City really shines at on-line

games. There are no less than 23 on-line games for you to play with, including ten Infocom adventure games - beware though, because these can be expensively addictive. There are also some more common games, including Chess, *Master Mind*, *Lotto* and a trivia game, as well as a couple of space battle games which are good fun.

Chiba City also includes a Fish database link although it doesn't let you download the files you find, you should go to 01 for Amiga for that. It is a helpful facility though, enabling you to find the programs you want before your order them from a PD company.

The program itself is easy to use, you just enter the number of the disk you want to look at, or a range of disks and away you go. You can also find the latest version of a particular program and you get the full descriptions for each program, not a cut-down summary.

You'll find the sysop of Chiba City very friendly, more than happy to chat and give you some help in return for an upload or two. There is also the possibility that he will be writing his own BBS system in the future. We'll be keeping an eye on him and keep you posted - it's about time the UK had its own BBS system.

### CONCLUSION

Chiba City is a well presented board, with a slight Cyberpunk feel which will make sci-fi freaks feel right at home.

The file and message areas are good but the files areas in particular could do with being categorised more. All in all, Chiba City is a very good board. **A5**

### COMING NEXT MONTH • COMING NEXT MONTH

That's it for now, I hope you enjoy visiting these three boards. If you like the board, drop the sysop a note and remember to mention *Amiga Shopper*.

Next month I'll be taking a look at comms from a beginner's point of view. I'll take you step by step through a BBS log-on and registration so you know exactly what to expect. I'll also be giving some coaching on the various areas of the boards, including messaging, uploads and downloads. Until then, happy comms.

# MEGA GAMES PACK

# New Amiga 600 MEGA GAMES PACKS

HARWOODS MEGA GAMES PACKS ARE NOW BASED ON THE EXCITING NEW AMIGA A600 RANGE OF 1Mb COMPUTERS AND ARE ONLY AVAILABLE FROM GORDON HARWOOD COMPUTERS... 'The Original Pack Specialists'

ALL OUR AMIGAS ARE UNITED KINGDOM SPECIFICATION AND INCLUDE THE FOLLOWING...

### A600FD

1 Mb. Disk Drive, 1Mb RAM, Integral TV Modulator, 4096 Colours, Multi Tasking, Speech Synthesis, 4 Channel Digital Stereo Sound, Mouse, Workbench Disks & Manuals, ALL Connecting Cables, One Great Game from Commodore & Deluxe Paint III

### A600HD

Spec. as above but with a 20 Mb. Hard Drive fitted. PLEASE NOTE... Neither the Commodore Game or Deluxe Paint III are included with the A600HD



MEGA GAMES PACK



GAMES



PACK 1



THAT'S RIGHT HARWOODS HAVE PUT TOGETHER THE ULTIMATE AMIGA PACKS YET AGAIN... STARTING WITH THE MEGA GAMES PACK 1 WHICH INCLUDES SOME GREAT GAMES!

Just look at what you get NOW...

- AMIGA A600FD COMPUTER WITH A FULL 1Mb. OF MEMORY
- THE LATEST GREAT COMMODORE GAME - With every A600FD you can look forward to receiving a fantastic leading title supplied by CBM which periodically changes [Supplied with A600FD ONLY not A600HD's]
- DELUXE PAINT III [Supplied with A600FD ONLY not A600HD's]
- TAILDRED DUST COVER AND MOUSE MAT
- AND A SUPERB HIGH QUALITY MICROSWITCHED JOYSTICK.
- PLUS... 18 MORE GREAT GAMES, THERE'S SOMETHING FOR EVERYONE...
- BLOODWYCH - Fantasy role-playing game, great interaction with your computer created environment
- BUBBLE+ - Help the dawdling ghost and the soap bubble, escape from the old deserted manor house
- CAPTAIN BLOOD - Astonishing creatures and animated 3D graphics, this is a game you just have to play
- ELIMINATOR - A progressive multi stage flying shoot 'em up, on a long winding course, survive if you can!
- HOSTAGES - You must get your team and hostages out of the terrorist overrun embassy, without loss of life
- JUMPING JACKSON - In a deluge of colour and sound save the earth from sadness and melancholy music
- KRYPTON EGG - A classic Breakout game, 60 screens, separated by 6 combat sequences
- LANCASTER - Your mission is to fly the classic WWII bomber on its dangerous raids over enemy territory
- LOMBARD RAC RALLY - You drive your 300 bhp Sierra Cosworth through demanding stages of the rally
- PURPLE SATURN DAY - Four arcade games, an exciting high speed trip into total cosmic 3D space
- SAFARI GUNS - Live the African experience in an animal sanctuary, track the poachers & ivory traffickers
- STIR CRAZY (Featuring Bobo) - Bobo & his inmates are planning a stunning trampoline jump prison escape
- SKYCHASE - Airborne combat for every simulation fan, in this one or two player game, battle against your MIG flying adversary in your F-16 Falcon.
- SKYFOX II - Skyfox II, the only ship fast enough to carry on the Skyfox legend. Fight to blow your federation enemies from the Galaxy, at speeds of 9000 kilometres/second!
- STRIKE FORCE HARRIER - Puts you in the cockpit of one of Britains most exiting fighter aircraft. Multiple skill levels let you progress to become an ace pilot
- TINTIN ON THE MOON - We've been captured by Colonel Jorgen and he's trying to scupper the moon mission. Come on Tintin, you're the only one who can save us, and be the first on the moon
- TV SPORTS FOOTBALL - Strap on your helmet for American football simulation that looks like the real thing.
- XENON 2 MEGABLAST - This time it's war! The Xenites are back and have thrown time itself into turmoil.

Why not have the Amiga A600HD machine with a 20Mb Hard Drive instead of the A600FD for only £79.95 EXTRA

Don't Forget... That whilst our Packs always offer superb value and are ideal for most buyers... if you wish to buy a computer without our games and/or accessories, simply call us where we will be only too pleased to offer you THE MOST COMPETITIVE UK DEAL tailored just to suit your needs.

Amiga A500Plus machines may still be available at special prices. Please Phone!

WHY NOT ADD TEN EXTRA GAMES WHEN YOU BUY YOUR NEW AMIGA A600 FOR JUST £10!!! FANTASTIC HARWOODS VALUE!!! ASTORM, DUNGEON QUEST, E-MOTION, GRAND MONSTER SLAM, RVF HONDA, DRIVIN' FORCE, PIPEMANIA, ROCK 'N' ROLL, SKWEEK, TOWER OF BABEL

A600FD PACK Priced at an INCREDIBLE

£324.95

A600HD PACK FOR AN EXTRA...

That's right have Games Pack 1 with an Amiga A600HD with 20Mb. Hard Drive in place of the A600FD

£124.95 EXTRA

Including VAT

We reserve the right to substitute individual software titles or pack items should the need arise

CUMANA

SEGA

Nintendo

star

CITIZEN

GVP

**GIVES YOU?**

- Free Courier Collection\* and Delivery for warranty service of any major hardware item 17 years
- 30 days faulty exchange for new
- Free standard delivery service\*
- Exclusive ex-directory technical support line for expert assistance
- Free cable & dust covers with applicable hardware products
- Over 10 years of expertise
- Commodore products with the rest and you'll own 50,000 satisfied Amiga owners
- Most competitive overall prices
- AMIGA THE SUPPLIER that over the years has been
- Mainland UK

**HARWOOD'S BRILLIANT 1Mb AMIGA 600FD MEGA GAMES PACK 2**

That's right you get the fantastic Amiga & ALL THE EXTRAS detailed in Harwoods Mega Games Pack 1 AND you also get...

**THE PHILIPS CM8833/11 STEREO COLOUR MONITOR**



OR... YOU CAN CHOOSE A PHILIPS MONITOR TV for just £20 EXTRA! See page 3 for FULL details of this remarkable Fast Text Monitor TV

**£524.95** including VAT

Our monitor section on page 3 gives full details for your choice of Philips Monitors & Monitor TVs

**HARWOOD'S GREAT 1Mb AMIGA A600FD MEGA GAMES PACK 3**

That's right you get the fantastic Amiga & ALL THE EXTRAS detailed in Harwoods Mega Games Pack 1 (far left) AND... then you also get...

**THE SUPERB PHILIPS CM8833/11 STEREO COLOUR MONITOR**

Our monitor section on page 3 gives full details for your choice of Philips Monitors & Monitor TVs

OR... YOU CAN CHOOSE A PHILIPS MONITOR TV for just £20 EXTRA! See page 3 for FULL details of this remarkable Fast Text Monitor TV

**£719.95** including VAT

OR... YOU CAN CHOOSE A PHILIPS MONITOR TV for just £20 EXTRA! See page 3 for FULL details of this remarkable Fast Text Monitor TV

**"IT'S THE BUSINESS"**

A TRULY PROFESSIONAL PACKAGE SPECIFICALLY FOR THE BUSINESS MINDED AMIGA USER. THIS ONE SHOULD FULFILL EVERY AREA OF HOME BUSINESS YOU'RE LIKELY TO NEED!

**THE BUSINESS PACK FROM HARWOODS INCLUDES ALL THE FOLLOWING...**

- AMIGA A600FD WITH 1Mb. MEMORY
- PHILIPS CM 8833/11 STEREO COLOUR MONITOR
- STAR LC200 9 PIN NLO FULL COLOUR PRINTER
- A HOST OF BUSINESS SOFTWARE & ACCESSORIES...
- PEN PAL V1.3 (Word Processor)... 1Mb.
- SUPERBASE II PERSONAL (Database)
- SUPERPLAN (Spreadsheet)... 1Mb



OR... YOU CAN CHOOSE A PHILIPS MONITOR TV for just £20 EXTRA! See page 3 for FULL details of this remarkable Fast Text Monitor TV

**£784.95** including VAT

- ★ A GREAT CBM GAME
- ★ DELUXE PAINT III Now with ANIMATION
- ★ MICROSCHOTTED JOYSTICK
- ★ 10 BLANK 3.5" DISKS
- ★ DISK LIBRARY CASE
- ★ MOUSE MAT
- ★ 3 TAILORED DUST COVERS

OR... YOU CAN CHOOSE A PHILIPS MONITOR TV for just £20 EXTRA! See page 3 for FULL details of this remarkable Fast Text Monitor TV

**PRIMARY & JUNIOR PACK A**

Get your children off to the right computing start with this software learn and play Compendium 6 pack... KIDR TYPE, WEATHER WATCHER, CALENDAR QUIZ, WORDS & NUMBERS, GAME SET & WATCH, WHAT IS IT? - WHERE IS IT? Active, engaging young minds will love the fun of these six entertaining but educational titles. Your children probably won't even realize that their "lessons" have begun!

**HOMEBASE** Ideal home storage system. Keep household data, student records etc. Easy to use "push button" controls.

**PRIMARY MYTHS COURSE** Around 24 modules in this course from 3 yrs old right up to secondary level. Follows N.C.

**READING & WRITING COURSE** 24 module course. Teaching from the computer and books. For early starters & the dyslexic.

**A GREAT EDUCATIONAL PACK FOR YOUR CHILDREN AT A FRACTION OF THE NORMAL COST**

**GCSE/O' LEVEL PACK B** GCSE examination level studies on your Amiga computer that's fun!

**MICRO ENGLISH, MICRO FRENCH AND MICRO MATHS** A set of three complete self-tutorial courses to GCSE level which can also be used for revision work. All programs adhere to the National Curriculum and were designed and tested in schools by professional teachers. Micro French includes "real speech" to help your accent!

**PEN PAL - Graphical Word Processor** A fantastic word processor with all the tools you'll need to create effective written work. Ideal for home work, projects etc. or for the families letters. Text wraps automatically around graphics, even as you type! Includes a built-in database and Forms Manager.

**HOMEBASE** Homebase is the ideal information storage program for things like household lists, student notes, and children's educational projects. Inc. clearly labelled "push button" controls and clear comprehensive reference manuals.

**A GREAT EDUCATIONAL PACK FOR YOUR CHILDREN AT A FRACTION OF THE NORMAL COST**



**£69.95** including VAT



**£89.95** including VAT

**COMPUTERS AT THE SAME PRICE**

Before you choose from whom to purchase, please phone us. We are always happy to discuss your requirements, and answer any queries you may have.

**ORDER BY PHONE:** Phone our Order Hotline with your Access, Visa, Mastercard or Lombard Creditcharge Card quoting number & expiry date (Diners, C.N.A.S.C.R. and other store cards are Lombard Creditcharge and are accepted by us).

**ORDER BY POST:** Make cheques, bankers building society drafts or postal order payable to GORDON HARWOOD COMPUTERS. (Personal business cheques 14 days to clear from day of receipt; whereupon your order will be despatched). Please send Name, Address and most importantly if possible a Daytime Telephone Number along with your order requirements. Please check you are ordering from one of our latest advertisements before posting (phone if you require confirmation). Please remember that for example many September publications appear during August, therefore prices you see may have changed (either up or down).

**FAST POST DELIVERY:** FREE within 14 working days. UK Mainland only. D COURIER SERVICE: Add £6.50 per major item for next working day delivery. UK Mainland most regions.

**EXPORT ORDERS:** Most items are available at TAX FREE PRICES to non UK residents and service personnel when visiting - export shipment. Please contact us.

**REMEMBER AFTER YOU'VE BOUGHT FROM HARWOODS: WE'LL STILL BE HERE!**

**TECHNICAL SUPPORT:** You will be given our Exclusive Technical Support Phone Number should you require any help or advice on any aspect of the system you have purchased.

**12 MONTH WARRANTY:** Items proving faulty within 30 days of purchase are replaced with NEW UNITS unless otherwise stated. For the whole guarantee period, warranty service is completely FREE OF CHARGE.

**COLLECTION FACILITY:** Any computer monitor or printer requiring warranty service can be collected from your home FREE OF CHARGE during the guarantee period (UK Mainland) and a FAST turnaround is GUARANTEED by our OWN ENGINEERS!

**FULL TESTING PROCEDURE:** All computers are tested prior to despatch, and all items supplied with mains plug and leads as required - just connect up and use straight away.

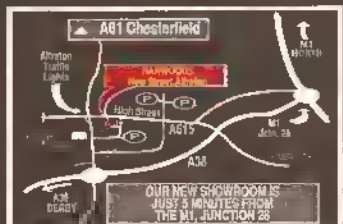
**REMEMBER WE'RE NOT JUST ANOTHER MAIL ORDER COMPANY!**

All listed prices are what YOU PAY, and there are NO HIDDEN EXTRAS. VAT and postage are included, and prices are correct at time of going to press (Pack details may vary from time to time). Offers are subject to availability and to being the latest advertised packs and prices. Our offers are NOT supplied on a trial basis.

**FINANCE FACILITIES:** Tailored to suit your needs. Written details on request. Gordon Harwood Computers offer facilities to purchase using our budget account scheme APR 34.5% (Variable). Available to most adults of eighteen years or over, subject to strict criteria. Simply phone or write and we will send you written details along with an application form. Applications, required in advance, available to full time U.K. mainland residents and overseas British forces personnel, Showroom visitors, please ask for details of our store "Instant Account". Written quotations on request.

If you are already the holder of a Lombard Credit Charge Card you can use this to purchase from us (subject to your personal card limit).

**VISIT OUR SPACIOUS SHOWROOM:** Please pay us a visit where our full range of advertised products & more, is available at the SAME COMPETITIVE PRICES, in the pleasant surroundings at our purpose built showroom (see "opening times"). There's plenty of FREE parking close by too!



OPENING TIMES: 9.00 until 5.00 Monday to Saturday, 9.00 until 1.00 Wednesday. Closed on Sundays



**GORDON HARWOOD COMPUTERS**

Enquiries & Order Line: **0773 836781**

Finance Facilities Available



The Closer you look, The Better we look



AMIGA CDTV  
Multi-media packages  
NEW  
Fantastic value includes:  
Amiga CDTV Player,  
Removable mouse, 2 3 1/2" floppy disk drive,  
Or trade in your old Amiga for a big reduction!  
ONLY £399.95  
PHONE £199.95

# CDTV

...AN, THE CONCEPT OF A NEW, MORE POWERFUL AMIGA...  
... MEMORY, AND A COMPACT DISK DRIVE OF ALMOST INFINITE SIZE. A DISK DRIVE SO VAST, IT CAN  
... OF MILLIONS OF DIGITS OF DATA. THIS DATA COULD BE, SPEECH, ANIMATED PICTURES, DIGITISED  
... STEREO SOUND, COMPUTER IMAGES OR WHOLE ENCYCLOPAEDIAS... AND MORE.  
... THIS AND YOU CAN START TO GRASP THE CONCEPT OF CDTV  
... FREE CDTV STARTER PACK ONLY FROM HARWOODS!!!  
... YOU CHOOSE YOUR CDTV FROM GORDON HARWOOD, NOT ONLY DO YOU GET OUR LEGENDARY SERVICE, BUT  
... YOU A CDTV STARTER PACK, TO GET YOU EXPLORING YOUR NEW WORLD - STRAIGHTAWAY.  
... INCLUDES A SUPERB SELECTION OF CD DISK TITLES INCLUDING THE WELCOME TUTORIAL & MATHSONSONS ENCYCLOPAEDIA,  
... PLUS ... FIVE GAMES, SHERLOCK HOLMES & THE HOUND OF THE BASKERVILLES, SIM CITY, CNAOS IN  
... ANOROMEDA, A TOWN WITH NO NAME, AND THE ACCLAIMED LEMMINGS, WORTH IN TOTAL ALMOST  
£280.00. IN ADDITION IS A FREE INFRARED REMOTE CONTROLLER. EVERYTHING TO GET YOU STARTED!

**£499.95**

## CDTV ACCESSORIES

- Please call for latest availability.
- |                     |   |         |   |         |
|---------------------|---|---------|---|---------|
| CO 1220 KEYBOARD    | AN 89 KEY QWERTY KEYBOARD   | £49.95  | CBM FLOPPY DRIVE 3.5" FLOPPY DRIVE WITH CAPACITY, MATCHING BLACK FINISH. SUPPLIED WITH WORKBENCH DISKS/MANUALS etc.               | £99.95  |
| CO 1252 MOUSE       | INFRARED MOUSE WITH BATTERY SAVER.  | £49.95  | CD 1301 GENLOCK PAL BASED VIDEO INTERFACE CARD FOR SUPERIMPOSING CDTV IMAGES OVER A VIDEO SIGNAL PROVIDED BY ANY STD VIDEO SOURCE | £149.95 |
| CO 1200 TRACKBALL   | INFRARED TRACKBALL, WITH THE OPTION OF DIRECT CONNECTION TO EXTEND BATTERY LIFE. DUPLICATES FUNCTIONS OF 2 BUTTON MOUSE & INCLUDES TWO 9 PIN PORTS FOR STD. JOYSTICKS FOR HOLDING CD WITHIN DRIVE | £79.95  | ROCLITE 3.5" DRIVE CDTV COMPATIBLE AND AND STYLED IN MATCHING BLACK.  | £69.95  |
| CO 1400 CAD0Y       | PERSONAL RAM CARD CONTAINING 64K OF MEMORY FOR STORING DATA OR AS A BOOKMARK FACILITY WITHIN CDTV   | £9.95   |   |         |
| CO 1401 MEMORY CARD | A LARGER PERSONAL RAM CARD, 512K OF MEMORY FOR STORING DATA ON CDTV   | £79.95  |   |         |
| CO 1405 MEMORY CARD |   | £249.95 |   |         |
- Plus lots of Great CDTV Software in stock!!

## AMIGA SOFTWARE & ACCESSORIES

HARWOODS AMIGA PRO-GEN  
**NEW LOWER PRICE**  
Complete with FREE Multi-Cable Connecting Kit!

PROFESSIONAL QUALITY GENLOCK FOR COMPUTER AND VIDEO MIXING, AT A DOWN TO EARTH PRICE!!!  
PRO-GEN with Proton Paint 2.0 **ONLY £89.95**

MODE SWITCH-BOX FOR PRO-GEN AND RENDALE 88D2 GENLOCKS  
Supplied With Genlock Extender Cable Worth £9.95  
Switch-box Switches Between Foreground, Background, Video And Computer Modes. **£29.95**

- Music-X:** The ultimate software for professional MIDI sequencing. The software includes a configurable librarian and a synthesiser patch editor. All you need to recreate a song can be recalled from one performance file including sequences, MIDI routing, sync setup, keyboard maps & synthesiser or drum machine patch libraries. **NEW LOW PRICES £49.95 or just £69.95 with midi-interface! £24.95 £49.95**
- MIDI INTERFACE (5 Port):** In, Out, Through plus 2 switchable thru/out. Inc. 2 cables. **£49.95**
- AMOS:** AMOS allows you to access the power of the Amiga with ease. 500 different commands make AMOS a sophisticated development language. The AMOS animation language allows you to create complex animation sequences. 300 page manual and over 80 example programs **Amos Add on Modules: (BOTH require Amos prog.)**  
Amos Compiler **£29.95** Amos 3D **£34.95**
- SuperBase 4:** Most powerful database available for the Amiga. Combines the ease of use of Superbase 2 with a versatile programming language so that you can tailor your data to your own specific needs for club/business/library records etc. **£229.95**
- Lattice C:** An ideal tool for the C programmer whether experienced or a novice. The best way to create applications for the Amiga. Fully supports Motorola chipsel. Nearly 300 functions optimised to help the user write the tightest possible code. Includes screen editor. Most Amiga C books are based around lattice. (Requires either 2 floppy drives OR a hard disk drive) **£199.95**
- Deluxe Paint IV: Paint** and animation package, now including HAM mode. (1 Mb. minimum memory or more recommended) **£79.95**
- Vid, The Complete Colour Solution:** Vid with RGB Splitter, Flame Grabber & Digitiser. Grabs moving colour video into 16 grey scale frames (up to 16 frames in 1Mb. Amiga) and digitises from still colour video source in up to 4096 colours in less than 1 second! Requires home VCR or video camera for grabbing. Requires video camera or VCR with perfect pause for digitising. Now comes with Proton Paint 2.0 **ABSOLUTELY FREE OF CHARGE!!!** **£149.95**
- STEREOMASTER:** High quality "stereo" sampler (best for sampling instruments etc.) **£39.95**

**KCS POWERBOARD IBM PC EMULATOR** Allows you to run many popular IBM PC compatible software titles on your Amiga or Amiga A500 Plus Hercules, CGA & Monochrome Video Support, Supports Both 3.5 Inch & 5.25 Inch Diskettes Fits Into A501 RAM Slot, 8083 XT Processor, Clock/Calendar Included, Acts As 512K RAM Exp. When In Amiga Mode, Includes MS-DOS 4.01, Shell & GW-BASIC, DOS-Help, & On-Board Memory Supports A590 Hard Drive, Mouse Driver Software Included. WHEN ORDERING PLEASE SPECIFY WHETHER YOUR AMIGA IS A 1.3 OR PLUS VERSION MACHINE. **£219.95**

**KCS POWERBOARD AS ABOVE BUT WITHOUT: MS-Dos 4.01, GW-Basic, Shell.** **£189.95**

**POWER MONO SCANNER COMPLETE WITH POWER SCAN SOFTWARE** 100dpi TO 400dpi. Supports up to 64 grey shades. Throughport for printer etc. Supplied with Power Scan software, allows full screen image editing, Interface mode on or off, edit true grey scale and even colour images. **£99.95**

**SUPRARAM RX 500 - 2Mb, to 8Mb, RAM Expansion** 2Mb. RAM Vers **£199.95** 4Mb. RAM Vers **£329.95** 8Mb. RAM Vers **£549.95**  
RAM expansion giving massive memory WITHOUT dismantling your Amiga, avoiding the invalidation of warranty. Easily connects to sidecar with bus 'pass-through' for HD's etc.

**MIRACLE PIANO TEACING SYSTEM - Music Keyboard to connect to your Amiga** £299.95  
Miracle is the first Piano to teach you how to play it. Whether you want help finding Middle C, or want to learn how to play Mozart, Miracles stunning Amiga Software and Midi Keyboard turns learning into FUN! Study Classical, Rock and even Jazz.

- 128 Built in Sounds
  - Full sized Touch Sensitive keyboard keys
  - Stereo Sound
  - Get even more from your Amiga
  - Miracle even gives you a recording studio
  - Versions for other computers available too, please ask for details
- NAKSHA MICROSWITCHED MOUSE** £24.95 **HIGH QUALITY OPTICAL MOUSE** £32.95
- COMPETITION PRO JOYSTICK 5000 Black** £7.95 **ZIPSTICK JOYSTICK** £11.95
- COMPETITION PRO STAR JOYSTICK** The ONLY joystick to obtain a 100% rating from a magazine review! **£13.95**

**BLANK DISKS** 10 Genuine SONY 3.5" branded **Only £3.85** 10 Unbranded with library case 3.5" certified **Only £6.95** **3.5" DISK HEAD CLEANER** £2.99  
with labels 50 Genuine SONY 3.5" branded **Only £34.95** 200 Unbranded 3.5" certified **Only £79.95**  
10 Genuine SONY 3.5" 1.44Mb. Disks **Only £15.95** 1000 DISK LABELS **ONLY £9.55**

**POSSO STORAGE BOXES** 150 piece stackable 3.5" disk storage boxes **£19.95**  
**BANX STORAGE BOXES** 80 piece stackable 3.5" disk storage boxes **£11.95**

**MANY MANY MORE ACCESSORIES TOO NUMEROUS TO LIST ARE ALWAYS AVAILABLE FROM GORDON HARWOODS.**  
Shown here is just a selection of accessories but, if what you want is not listed just phone us and ask!!

### EDUCATION SOFTWARE

DON'T JUST PLAY GAMES WHEN YOU CAN LEARN WITH YOUR AMIGA TOO!

**MICRO MATHS** - 24 easy to use programs for GCSE ('O' Level) revision or self tuition **£18.95**

**MEGA MATHS** - A 9 level step by step tuition course. For mature beginners, 'A' Level studies & Micro Maths users **£20.95**

**MICRO FRENCH** - GCSE French tuition or revision course. Covers both spoken & written French **£18.95**

**MICRO ENGLISH** - Complete self-tuition programme to GCSE level. **£18.95**

**MICRO GERMAN** - Complete self-tuition programme to GCSE level. Language Programs also suitable for business users to a high standard. **£18.95**

**PRIMARY MATHS** - Ages 5 to 12, Complete 24 Prog. Course, **£18.95**

**SPELL BOOK** - Ages 4 to 6, Developed with the help of a Primary School Head Teacher to aid spelling skills. **£17.95**

**HOMEBASE** - Home storage prog., ideal for those household lists, childrens educational projects, student notes etc. Easy to use 'Push Button' controls and e extensive reference manual. **£19.95**

**COMPENDIUM SIX PACK** - 6 Great Educational Progs. for children aged 4-12 years of age. Each is designed to keep your child's interest whilst learning. **£29.95**

**KIDS TYPE** - Large characters & colorful graphics helps creation of stories. **£19.95**

**WEATHER WATCHER** - Collect & analyse data using graphs etc. even animate your own weather map! **£19.95**

**CALENDAR QUIZ** - Quiz based time related events.

**WORDS AND NUMBERS** - Put words & sentences in the correct order or group numbers. **£19.95**

**GAME, SET & MATCH** - Early learning - shapes colours, numbers, coins, sequences and including a 'reaction timer'. **£19.95**

**WHAT IS IT? WHERE IS IT?** - Learn names & locations of British counties.

## Pen Pal V.13

**WORD PROCESSOR/DATABASE**  
With Pen Pal you can mix text, 4096 colour graphics & data in ways no other w/p can! It's handling of graphics is unsurpassed: Pen Pal is the only word processor I tested that will automatically wrap Amiga World, text round graphics... July '90

**£79.95**  
PEN PAL complete WITH 512K Amiga RAM Expansion only...£99.95!

## BOOK SHOP

**AMIGA FOR BEGINNERS - VOL 1 ABACUS BOOKS,** From unpacking your Amiga to creating your own icons, includes first use of basic and extras disk. NEW revised version covering workbench 1.3 and 2 **£12.95**

**AMIGA BASIC INSIDE AND OUT - VOL 2 ABACUS BOOKS,** Definitive step by step guide to programming Amiga in basic. **£18.95**

**AMIGA MACHINE LANGUAGE - VOL 4 ABACUS BOOKS,** Practical guide to learning 68000 assembler language. **£14.95**

**AMIGA DOS INSIDE AND OUT - VOL 8 ABACUS BOOKS,** Guide to Amiga DOS & CLI, NEW Edition Inc. WB 2.0 (Includes Free Help Disk) **£24.95**

**AMIGA HARDWARE REFERENCE MANUAL** - Addison Wesley, Written by technical experts at Commodore Amiga Inc, USA... the people who designed your Amiga. Hardware level machine code programming at advanced level. Includes Kickstart 2. **£21.95**

**AMIGA BEST OF TRICKS & TIPS Vol. 17, (Includes Free Disk)** **£32.95**  
A complete set of tricks and tips that enable you to do MORE with your Amiga

**GETTING THE MOST FROM YOUR AMIGA (without disks),** From Futuze Publishing, the producers of Amiga Format Magazine and fully updated for 1992 OR... available with 2 HELP DISKS INCLUDED **£9.95 £13.95**

# GORDON HARWOOD HARWOOD HARWOOD Computers

Enquiries & Order Line:

## 0773 836781

Finance Facilities Available\*  
\*Please phone us for information and your personal application pack

**GORDON HARWOOD COMPUTERS**  
DEPARTMENT amS, 106, NEW STREET, ALERETON, DERBYSHIRE, DE5 7BP  
TEL. 0773 836781 FAX: 0773 831040

*The Closer you look, The Better we look!*



# AMOS

**Jason Holborn takes a look at a new extension for AMOS, reviews a handy manual for would-be games programmers and unveils the secrets behind writing maze games**

**I**t's been a busy month in the world of AMOS. After the drought of news and products that I had to face last month, the flood gates have suddenly opened and my desk has become awash with new bits and pieces to make the life of an AMOS coder that bit simpler. As well as the usual selection of new PD utilities and demos, I've received yet another extension for AMOS that extends the language still further.

I've been thinking hard over the past couple of weeks about the sort of features that Europress ought to be including in the next release of AMDS, *AMOS Professional*. Try as I might, I could only come up with a single suggestion – ARexx support. Whether this is a reflection of my lack of imagination or a testament to AMDS' power is up to you to judge. Despite this, I feel that ARexx support should be at the top of Europress' features hit list.

Although I'm a great fan of AMDS, I have to admit that I've been having a lot of fun with ARexx just recently (check out my new ARexx column on page 88 of this Issue). If AMDS were to include ARexx support, it could be used to code anything from complete front ends for multimedia systems, to point of sales and shells for other applications. Europress really should think seriously about this – If ARexx support were to be included, I can see AMDS being taken on by a lot of professional programmers simply because it would be the only language that could talk to and control other applications.

### NCOMMAND UPDATE

Dasis Software has announced the release of *NCommand* version 2.04, the latest release of its Workbench 2.0-like user interface extension for AMDS. *NCommand* enables you to produce AMDS applications with the same look and feel as Workbench 2.04, the latest release of the Amiga's operating system, complete with radio buttons, scroll gadgets and other elements of the Amiga's GUI system.

As well as a couple of cosmetic changes, this latest release includes a number of enhancements to the existing *NCommand* gadget and requester types including the *NCommand* file requester, radio gadgets and the default colour palette which now conforms exactly to Commodore's defaults. For *NCommand* to reach version 2.04, 11 new commands have been added including FASTDIR (which speeds up file requester operations), FIRSDIR\_UPDATE (informs the system that the directory list has been updated without having to read

**"NCommand enables you to produce AMOS applications with the same look and feel as Workbench 2.04..."**

it again from scratch), PROGRESS (adds a trace mode to *NCommand*), SLDH (moves slide bar gadgets under software control), TXT\_DISPLAY (used to display a text file from within a program) and GBBDX (creates a button box).

Two of the *NCommand* utilities have also been updated. The screen designer has been updated to allow use of *NCommand*'s new facilities and the Graphic Converter utility will

## AMOS ANSWERS

**If AMOS has you baffled, let Jason Holborn put your mind at rest**

### POWER PACKED LIBRARY

I am in the process of writing a word processor using AMOS and would like to be able to edit text files that have been crunched using Nico Francols' excellent *PowerPacker* utility. I understand from the documentation that this can be achieved by opening and using the routines contained within Nico's *Powerpacker.library* file included on the program disk. How can I do this?

I also need to be able to access the *dos.library* so that I can obtain

disk statistics such as the amount of free space available etc. Any help you can give will be greatly received.

Jon Simons  
Pinner, Middlesex

Short of using the operating system to open the library and then using library offsets, as far as I am aware there is no way to access the *powerpacker.library* from within AMDS. As for accessing the *dos.library* for disk statistics – why? AMDS already includes a

comprehensive selection of disk management commands and functions including DFREE (returns the amount of free space on a given disk), KILL (deletes a file), RENAME (renames a file) and EXISTS (checks whether a file exists on a given disk). Use these instead – they're far less hassle to use than their *dos.library* equivalents.

If you insist on using the *dos.library* routines though, the function you need is called =DDSCALL and is documented on page 287 of the AMDS manual. This function requires a pretty good understanding of the Amiga's RDM kernel and the format for passing parameters via the 6BDDD's data and address registers, so you may want to stick with AMDS' own routines (I know I would!).

### VENTURING FORTH

**I would like to write an adventure game on the Amiga and I was wondering whether Europress' Easy AMOS was up to the task. Having**

**used the Quill and Incentive's Graphic Adventure Creator on the Commodore C64, I haven't yet seen a program which comes close to either on the mighty Amiga.**

**The adventure game I have planned will have various puzzles, plenty of locations and intelligent computer-controlled characters who – as well as being able to interact with the player – can lead 'lives' of their own. Please help.**

Stuart Hardy  
Sheffield

There's no doubting that Easy AMOS is up to the task, but – as is the situation with all programming languages – are your programming skills as equally well qualified? Both the *Quill* and *GAC* take a lot of the work away from the programmer so unless you've had experience coding adventure parsers in the past, I doubt whether you'll be able to jump straight in and start coding.

You could try Aegis' *Visionary* (read my review in *Amiga Shopper*



now automatically convert 32-colour Amiga IFF Images to ST 16-colour format. There's also a new Address Label printing utility which not only shows off *NCommand* in action, but is also jolly useful.

Existing users of *NCommand* can upgrade to the new release by sending £1 plus their original disk. For the rest of you though, the full *NCommand* package costs £7.50 and is available from Oasis at 392 Birch Rd, Wardle, Rochdale, Lancs OL12 9LX. Alternatively you can call Oasis direct (after 6pm please!) on 0706 376572.

## "D-Som adds no fewer than 46 new commands and functions to AMOS..."

### PLAY IT AGAIN SAM!

If you're starting to feel held back by AMOS' sound commands, then no doubt you'll be interested in a new extension from AZ Software.

Called *D-Sam*, AZ's extension adds no fewer than 46 new commands and functions to AMOS which will enable you to write programs that can play sampled sounds directly from hard disk, floppy disk or memory.

Even if you have an Amiga with no more than 512K of memory, *D-Sam* will enable you to play

samples of over 800K in size simply by pulling them in directly from floppy disk.

On a machine equipped with a hard disk, the size of your samples is limited only by the size of your drive! *D-Sam* also provides compatibility with Aegis *AudioMaster III*'s sequenced sample facility, enabling you to play parts of a sample in a sequence, giving the impression of a much longer sample than is actually being played. Other *D-Sam* features include support for sample fading, oversampling, playing of raw and IFF samples and direct support for compressed samples.

*D-Sam* costs £19.95 and is available from AZ Software at AZ House, Broadfield Road, Eastington, Stonehouse, Gloucestershire.

### BOOK FOR BOFFINS

If you're after a good book to read through the midnight hours, then look no further than Stephen Hill's *Amiga Game Maker's Manual*, a new release from Sigma press, written specifically for AMOS users.

The 400-page book has been designed as both an Introduction to the AMOS language and games programming in general. If you've ever wanted to unleash your gaming ideas, then this may well be the book you've been waiting for.

The book takes you slowly through the basics behind the important aspects of games programming such as opening and scrolling screens, using maps, blitter objects and sampled sounds through AMOS Basic.

Once all this theory is safely implanted, Stephen Hill shows you

how you can put it all into practice within your own games.

For the arcade game programmers among you, the book shows you how to move sprites around the screen at high speed, how to implement fire control, collision detection and background animation. Other types of game covered include simulations, flight

book which every would-be AMOS games programmer shouldn't be without.

The *Amiga Games Maker's Manual* can be purchased at all good book stores (ISBN No 1-B5058-230-0). Alternatively if you can't manage to get hold of it in your local book store, you can purchase it directly through Sigma on 0625 536800.



Play *AudioMaster III* sequenced samples within your AMOS programs with AZ Software's new *D-Sam* AMOS extension

simulators, adventure games and even RPGs.

It's obvious by reading through the first couple of chapters that Stephen certainly knows his stuff. Even some of the more complex aspects of AMOS programming are covered with the kind of crystal clear explanations that such subjects demand. To make things even clearer, the book includes a mass of demonstration listings that can be typed in and toyed around with.

As you can probably guess, I was impressed by the *Amiga Game Maker's Manual*. It's a very readable

### WHERE IS IT?

Those of you trying to locate the AMOS for Beginners section in this month's AMOS Action will have realised that it isn't there.

We had to drop this regular part of the AMOS column for this month simply because of the amount of space required to explain the maze game routines covered in this month's games programming section.

Rest assured though that AMOS for Beginners will be back with a vengeance next month!

more on page 115

Issue 17). Although *Visionary* does make programming adventures easier, it too relies on previous experience from the programmer. Alternatively, why not check out a new AMOS PD disk called *ABC (Adventure Bank Creator)* which contains a program which claims to be a complete adventure writing system. It's available from the official AMOS PD library ☎ 0792 588156. I'll be featuring it in next month's issue.

### JOYSTICK PROBLEMS

Whenever I play a game using the joystick, the player's sprite always seems to end up at the top of the screen. Now that I've started to write my own games in AMOS, I find that exactly the same is happening. Have I got a virus? I've checked through all my disks using a number of different virus killers, but none of them have managed to find anything suspicious.

Nick Banbury  
Mansfield, Notts

I've got some good news for you and some bad news. First the good though - there's nothing wrong with your Amiga or AMOS. The bad news though is that it sounds to me that your joystick has kicked the bucket. Either take it along to your local store for repair (joystick problems are usually minor) or treat yourself to a new one.

### MUSIC MAESTRO, PLEASE!

I am writing a music composition program in AMOS and I would like to be able to save scores in AMOS Music Bank Format. Could you please tell me where I could obtain the details of this format?

Simon Lewis  
Exeter, Devon

You'll be pleased to learn that you don't have to construct the file format yourself - all you have to do is to save out the music bank using the AMOS command SAVE "Filename",3 (bank 3 always contains AMOS sound track data). Hope this helps!

### ICON DO IT

I want to write a scrolling shoot 'em up game that employs a continuously changing background. I've tried the source code you printed in a recent issue of *Amiga Shopper* for hardware scrolling, but using the scrolling technique tends to eat up a lot of memory. Is there a more memory-efficient way of achieving the same results?

Ben Taylor  
Aberdeen

What you need to do is to use the AMOS Map Editor and Icon

commands to construct your game's background graphics. The Map Editor works by splitting the background into a series of tiny graphic blocks which can be used over and over again within the same scroll without eating up large chunks of RAM. This is actually exactly the same technique that professional programmers use, so it's a tried and tested programming technique. I'll be covering both the Map Editor and Icon commands in the very near future, so stay tuned for more.

## HELP! I NEED A HOLBORN

Every month our resident AMOS genius (wot me? - Jason) answers your AMOS-related problematic prose within these very pages. If there's an aspect of AMOS that is troubling you, then send you letters to Jason Holborn, Amiga Shopper, Future Publishing Ltd, 30 Monmouth Street, Bath, Avon.

WIN! A RIDE IN THE LONDON TO BRIGHTON CAR RALLY

SEP/OCTOBER 1992 £3.95

# PHOTOPLUS

TESTS, TIPS AND TECHNIQUES - TO MAKE YOU A PHOTO EXPERT

## PANORAMAS

2 FREE GIFTS

How to broaden your horizons the kit you really need

## AUTUMN MAGIC

... you need to know to this

## TWO FREE GIFTS

Exclusive book: 101 problems solved PLUS 5 colour postcards

"I don't really look like a photographer," says Joan Wakelin. But appearances can be very deceptive...

If the two cover gifts are missing please tell your newsagent

## TESTS CULTUR ENLARGERS

5 sub-£500 models with mixing heads put through the paces



**OUT NOW** Photo Plus; another fine Future Publishing magazine.

**TESTS** Head to head - 5 colour enlargers that cost less than £500.

**EXPERT TIPS** Make the most of Autumn PLUS Photo Expert Joan Wakelin shares her secrets for success

**TOP TECHNIQUES** Get the Wider Picture Everything you need to know to get great panoramas - the kit, the subjects, the techniques

## FREE GIFT

Save money too! Why don't you take out a subscription?



**SELLS FOR £14.99**  
Your FREE GIFT when you subscribe, *Practical Landscape Photography* by John Hedgecoe offers over 200 pages of practical advice and is crammed with 350 stunning photos.

Subscription price is only £21.40 **Save £2.00 on shop price**  
**YES** I wish to subscribe to *Photo Plus* at the special price of £21.40. Issue 9 is illustrated here; please start my subscription with *Photo Plus* Issue Number..... PP/10/92

Credit Card  Cheque  (make payable to Future Publishing Ltd)

Name .....

Signature .....

Address.....

Post Code.....Tel No.....

Visa/Access Card No

□□□□ □□□□ □□□□ □□□□

Expires □□□□

Please return to:  
**Photo Plus Subscriptions, FREEPOST, Somerton, TA11 6TB**

# NEON Software

**P.D. Disks**  
**From 79p Each!**  
(Send £1 for Cat disk)

Cheques and postal orders payable to NEON Software  
106 BODDLEBY ROAD, MORDEN, SURREY SM8 5LT

## Amiga 600 Megapack

WITH GAME, 1 MEG MEMORY  
WORKBENCH V2.05, BUILT IN TV MODULATOR,  
CARTRIDGE SLOT FOR FUTURE GAMES,  
MOUSE, MOUSE MAT & POWER ADAPTOR.



EXCLUSIVE TO NEON SOFTWARE

- DELUXE PAINT III
- 50 GREAT GAMES
- 1 COMMERCIAL GAME
- 120 FANTASTIC UTILITIES
- 20 PIECES OF P.D!

All for **£289!!**

Saving you up to **£215!**

ALSO AVAILABLE WITH 20 MEG HARD DRIVE FOR AN AMAZING PRICE

**£479!!**

WRITE ENCLOSING A S.A.E. FOR FULL PRODUCT GUIDE, ALTERNATIVELY PHONE OR FAX US NOW FOR DETAILS OF ANY PRODUCT THAT YOU MAY REQUIRE.

Phone or Fax: 081 6467751

# ACCELERATORS Unlimited

LEADING U.K. AUTHORITY ON ACCELERATORS  
P.O. BOX 87, LYTHAM St ANNES, LANCs, FY8 5SP  
TEL 0253 795796 FAX 0253 736035  
OPEN 10AM TO 5PM MONDAY THRU THURSDAY  
ACCESS and VISA Mail Order Only-Overseas Welcome Prices include VAT

## PROGRESSIVE PERIPHERALS

(U.K. Distributors for Progressive Peripherals & Software)

- PROGRESSIVE 040 28mhz for 2000/1500 with 4 megs £1250
  - PROGRESSIVE 040 33mhz for 2000/1500 with 4 megs £1450
  - ZEUS 2000/1500 28 Mhz 040 With 4 Meg And Scsi £1699
  - ZEUS 33mhz version 4 megs and SCSI £1899
  - SPECIAL 25 mhz 040 for 3000/3000T £699
  - MERCURY 28 Mhz 040 zero K For A3000/A3000T £1350
  - MERCURY 35Mhz (28mips!) £1550
  - NEW 28 MHZ 040 FOR 500/500P With 4 megs £875
- Works with 1.3 & 2.04 with 2.04 mounted on board, 68000 fall-back mode works ALL hard drives tested.

RAMBRANDT the much talked about 24 bit card now being shipped at £2499 twin frame buffers, 8meg video ram

## FUSION FORTY 040

28 mhz 2000/1500 4 meg £999 + vat (£1174) works with 16 bit ram

## MAGNUM 040 by CSA

Fast SCSI2 interface option of fast Serial and Parallel ports (User installable) & 20 nanosecond SRAM Expands to 68 meg. 28 mhz with 4 megs and SCSI £1675 33mhz version £2325  
PROFESSIONAL VERSIONS have addition 1 or 4 meg SRAM at 20 nanosecs

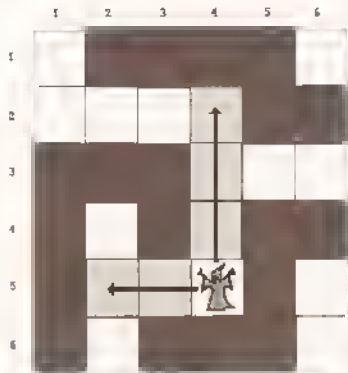
CALL TO FIND OUT HOW TO TRADE IN YOUR CSA MEGA MIDGET 030 CARD AND GET AN 040

## PRICE BREAKTHROUGH !! LOWEST PRICE 030's EVER !!!

CSA 030 for 500/1500 25 mhz with 030MMU chip/68882 FPU £250  
CSA 030 for 500/1500 33 mhz £325 2 MEG £190 4 MEG £325 8 MEG £475  
WE WILL BEAT ANY QUOTED PRICE ELSEWHERE IN THIS MAG.

I had originally planned on writing a tutorial on grabbing and using sampled sound effects within a game, but the arrival of Steve Bennett's *Maze Crazy* source code got me thinking (Don't worry, we'll cover samples in a future Issue). I'm sure that many of you will find Steve's code useful for developing your own games. Take a look at page 116 for the full listing of *Maze Crazy*.

There is however still a lot of extra code which needs to be added to turn this very useful routine into a workable game. Think on the following for example... how do you move the player's character around the maze without it walking through walls? How about adding a few baddies that can chase the player's character around the maze. How are they to be controlled so that they will act in an Intelligent manner? All these questions (and more!) can now be answered.



The movement control routine for the baddies which inhabit the maze constantly scans all exits for the player's sprite

**YOUR MOVE, PUNK!**

Upon first inspection, the most obvious way to control the player's movement around the maze is to use collision detection, but believe it or not there is a considerably easier method that is virtually fool proof. As you can see from the *Maze Crazy*

**"The obvious way to control the player's movement around the maze is to use collision detection..."**

source code, the mazes are stored internally as a series of data statements containing nothing more than 0s (for an empty space) and 1s (for a graphic block). All the routine

does that draws the maze is to interpret this data resulting in the beautiful mazes that you'll see on your Amiga's screen.

Now Steve's code may not be perfect, but it does have one major advantage over similar routines that randomly generate mazes - because the maze can be defined by the programmer, we can also use this data as an alternative to using collision detection.

As the maze is essentially an 18 by 14 grid containing either 0s or 1s, all we need to do is to treat the player's movement in the game as a series of steps through this grid expressed as a set of co-ordinates. For example, if the player was to be placed at position (2,2), he could therefore move (in a single step) up, down, left or right to positions (2,1), (2,3), (1,2) and (3,2) respectively - we'll ignore diagonal movement for the meantime.

Obviously the code to handle this is very simple indeed. All you need to do is check the status of the joystick each time the player's character once during the main game loop - if JUP() returns a value of -1 then decrement the Y co-ordinate, increment it if JDOWN is true and so on.

Now this is all well and dandy providing that there are no walls in the way - if there are, the player's sprite will simply walk straight through them as if it were a ghost. How do we stop this from happening? I'll explain.

When the joystick is tested, the first thing that the movement routine should do is check to see whether the grid position that the character would move to is actually an empty space. It does this by checking through a dimensional array containing the same maze data that the *Maze Crazy* routine uses to draw the maze.

Let's say for example that the player's sprite is at position (2,2) and the player has attempted to move the sprite to position (2,1). If there was a wall there, the player's sprite should therefore not move. To achieve this, the movement routine would calculate the theoretical new position and then check the maze data to see if the value held within (2,1) is a 0. If it is, the movement is allowed. If it isn't though, the player's joystick input should simply be ignored resulting in the sprite staying in its original position.

You're probably thinking that this technique would result in some rather jerky movement - after all, the




Ultima IV It may not be, but this game took no longer than 2 hours to write! Read this month's games programming feature and you too could produce your own maze game

**GAMES PROGRAMMING**  
**MAZE GAMES**

**Crazy things these mazes - the source of confusion and the source of fun... Jason Holborn guides you through the code jungle**

player's character is moving 16 pixels in a single turn. Not so with some clever programming. All you need to do is to delay joystick input for a couple of moves and use this delay to smoothly scroll the sprite. Simple, eh?



All movements within the maze are controlled by checking whether a wall blocks the sprite's movement. Without this, both the player and the baddies would walk straight through the walls

**BRING IN THE BADDIES!**

Now we have our hero happily running around the maze, we now need some baddies to chase after

him. Movement of the baddies isn't a problem - all you do is to adapt the routine you used for the player's sprite so that the baddies use exactly the same rules of movement but under computer control. What we do need though is a routine that

To stop the player's sprite walking through walls, the maze data used to construct the maze is consulted. If a 0 is encountered in the direction the player wants to move, the move is considered legal. If a 1 is encountered, the move is illegal and therefore the sprite should not move

**AMOS ACTION**

adds a little bit of intelligence to our baddies so that they will actually pursue our hero around the maze in true *PacMan* style.

Although such a routine may initially appear rather complicated, the best way to design a routine like this is to draw up a set of rules of behaviour that the baddies will follow.


**BACK TO REALITY**

Despite the fact that some games will have baddies pursuing the hero no matter where they are within the maze in relation to the player's sprite, this isn't very realistic. If you think about it, if the maze was real and you were being hunted down by a pack of wolves wandering around



# AMIGA SHOPPER SPECIAL OFFER


# AMIGA SHOPPER



Now's your chance to take advantage of all the bargains we've lined up for you at special prices, a chance you can't afford to miss

# MAIL ORDER

Order direct from Amiga Shopper



## DIGITA WORDWORTH

Digitas acclaimed *Wordworth* word processing package was first reviewed in Issue 4, when Jeff Walker said: "Heavens, there's so much to the package." Since then it has been further improved. It comes with a spell checker, a thesaurus, an on-line help facility, and one of the best manuals we've ever seen. It also has a whole load of attractive fonts and, of course, excellent facilities for incorporating graphics into documents.



Order using the form on page 114 or use our credit card hotline on 0458 74011

DESCRIPTION	PRICE	ORDER
Digito Wordworth	£89.95	5HWORD

**SAVE SAVE SAVE**

**PLUS FREE HOME ACCOUNTS**  
when you order Digito Wordworth

## GASTEINER OPTICAL MOUSE

**SAVE £6**  
This mouse solves all of those sticking trackball problems - It doesn't have one. Instead it uses solid state technology for trouble-free operation.



DESCRIPTION	PRICE	ORDER
Gasteiner Optical Mouse	£29.95	MOUSE

DESCRIPTION	PRICE	ORDER
WT5 RAM Upgrade	£24.99	5HRAM


**SAVE £6**  
This excellent expansion for the A500 will take your computer up to 1Mb. It has a battery backed-up clock and follows Commodore's guidelines.



## RAM UPGRADE WITH CLOCK

## HOME ACCOUNTS 2

**SAVE £10**  
Keep complete track of your accounts with your Amiga and *Home Accounts 2*. With Digita's unique Human Interface Protocol, finance control couldn't be easier.



DESCRIPTION	PRICE	ORDER
Digita Home Accounts	£44.99	5HACCOU

DESCRIPTION	PRICE	ORDER
Connections Interdial M5024 modem	£299.95	CONN INT

This handy little modem will get you into the world of comms with a whizz. With MNP4 error corrections and MNP5 data compression, it will provide data transfer speeds of up to 4,800 bits per second.



## INTERDIAL M5024 MODEM

## HYUNDAI MODEM


The Hyundai modem is an excellent item for the beginner in comms. It has data transfer rates of up to 2,400 bits per second and supports the V21, V22 and V22bis protocols. You'll also need serial cable and comms software to get started.



DESCRIPTION	PRICE	ORDER
Hyundai HMO2401 modem	£99.95	HYUNDAI

DESCRIPTION	PRICE	ORDER
Technosound Turbo	£29.95	5HTECH

**SAVE £10**  
Yo - sample the action! *Technosound Turbo* provides everything you need to sample the delights of Amiga audio. Plug it into your printer port, grab sounds, edit them and add amazing effects.



## TECHNOSOUND TURBO

# AMIGA SHOPPER SPECIAL OFFER



## DELUXE PAINT 4

**The best Amiga painting package just got better! With a host of features at your disposal, you'll create masterpieces**

Since the early days of the Amiga, *Deluxe Paint* has held the position of king of the 2D paint packages. In its latest release, it offers even more power to get those pixels painted. HAM mode is now supported, so you can draw with up to 4096 colours on screen at once. Morphing is also supported to enable you to achieve *Terminator 2*-style effects. And, of course, there's *Deluxe Paint*'s acclaimed animation system!

DESCRIPTION	PRICE	ORDER
Deluxe Paint 4	£65.95	SHDP4

**ORDER BY CREDIT CARD - RING 0458 74011**



**MASTERING AMIGA DOS 2 VOLUME 1 BY MARK SMIOOY AND BRUCE SMITH - BRUCE SMITH BOOKS**

This is the essential book for the beginner to AmigaDOS. It explains step by step everything from the rudiments of opening a Shell and copying a disk to the advanced use of scripts.

**MASTERING AMIGA DOS 2 VOLUME 2 BY MARK SMIOOY - BRUCE SMITH BOOKS**  
The second volume in the *Mastering AmigaDOS* range will rapidly become one of your most valuable reference works. It contains an explanation of every single AmigaDOS command, from version 1.2 right up to the new version 2.04.

**MASTERING AMIGA SYSTEM BY PAUL OVERAA - BRUCE SMITH BOOKS**  
Paul Overaa, programming expert and computer journalist, explains in detail how to make use of the Amiga's operating system in your own programs. Learn how to create efficient, operating system-legal code and to utilise the full power of Intuition.

**MASTERING AMIGA PRINTERS BY ROBIN BURTON - BRUCE SMITH BOOKS**  
Just about everyone has problems with printers and the Amiga. But now, no matter what your set up - dot matrix, bubble jet or laser - you'll learn how to get the hardcopy results you want with *Mastering Amiga Printers*.

DESCRIPTION	PRICE	ORDER
MASTERING AMIGADOS 2 VOLUME 1	£19.95	SHMAD 1
MASTERING AMIGADOS 2 VOLUME 2	£17.95	SHMAD 2
MASTERING AMIGA SYSTEM	£27.95	SHSYST
MASTERING AMIGA PRINTERS	£17.95	SHPRINT

**SAVE £2 PLUS FREE DISK**

**ALL PRICES INCLUDE VAT, POSTAGE AND PACKING** 

## MINI OFFICE

**Get your accounts in order with Europress Software's Mini Office - a unique all-in-one package for the small business person**

*Mini Office* has everything the up and coming entrepreneur needs to keep ahead in the busy world of business. It includes a word processor, spreadsheet, database, graph plotting facilities and a collection of disk utilities, all presented with an attractive, easy to use interface.

DESCRIPTION	PRICE	ORDER
MINI OFFICE	£49.99	ASMINOF

**SAVE £10**

**TO ORDER  
TURN TO PAGE  
120 AND FILL  
IN THE COUPON**



# AMIGA SHOPPER SPECIAL OFFER

## AMOS BUNDLE

**AMOS, AMOS COMPILER AND AMOS 3D**

Everything you need to create stunning programs – games or applications – is included in this amazing bundle.

AMOS is one of the best implementations of Basic available for the Amiga. With its incredible visual and audio effects are achievable. And when used in conjunction with the Compiler and AMOS 3D the possibilities are limitless!

DESCRIPTION	PRICE	ORDER
AMOS BUNDLE	£89.95	AMOSBUND



## EASY AMOS

*Delve with confidence into the world of programming with Europress' Easy Amos.*


DESCRIPTION	PRICE	ORDER
EASY AMOS	£29.99	SHEASYAM

Easy Amos retains all the features that have made AMOS so popular – easy support for graphics, sound and so on – but makes the task of programming so much easier for the beginner with on-line help, tutorials plus much more.

**ORDER EASY AMOS AND SAVE £5 NOW**

## TURN YOUR AMIGA INTO A PC

### WITH THE KCS POWERBOARD



**Take advantage of the wealth of business software for the PC, without changing your computer! The KCS Power PC Board plugs into the Amiga to provide almost 100% PC XT compatibility**


DESCRIPTION	PRICE	ORDER
KCS POWERBOARD PC	£179.95 EXCLUDING DOS	SHPONLY
	£199.95 INCLUDING DOS	SHPDOS

**SLOTS INTO ANY A500 FOR COMPLETE PC COMPATIBILITY**

## POWER PC BOARD ADAPTOR FOR 1500/2000

You need this adaptor to plug a Power PC Board into your A1500/A2000. Look with envy no longer at A500 owners – now you too can explore the benefits of the IBM PC compatible world.

DESCRIPTION	PRICE	ORDER
Power PC Board adaptor for 1500/2000	£65.00	SHPCADAP



The KCS emulator is available as a trapdoor expansion for the A500 and A500 Plus, or with a plug-in card for the A1500/A2000/A3000 series. It comes with 1Mb of extra memory, too

# AMIGA SHOPPER SPECIAL OFFER

DESCRIPTION	PRICE	ORDER	DESCRIPTION	PRICE	ORDER
AMOS	£35.95	SHAMOS	AMOS COMPILER	£21.95	SHAMCOM




AMOS

**AMOS**  
AMOS is one of the best implementations of Basic available for the Amiga. With it, users can quickly create stunning graphical and audio effects. It's no slouch when it comes to writing serious programs, either.


**AMOS COMPILER**  
AMOS programs are pretty fast, but if you feel the need for even more speed, then the AMOS Compiler is for you. Your programs will become stand-alone applications, independent of the AMOS interpreter.

## DEVPAC 3

HISoft's *Devpac 3* is probably the most advanced assembly language programming system you can buy for your Amiga. Not only does it come with a fully-featured assembler with macro support, but it also includes HISoft's editor and debugging program *MonAm*. Commodore's header files are supplied, so you can create Amiga applications immediately.



DESCRIPTION	PRICE	ORDER
DEVPAC 3	£65.95	DEVPAC 3



DESCRIPTION	PRICE	ORDER
INTUITION: A PRACTICAL AMIGA PROGRAMMERS GUIDE	£14.95	INTUIT
PROGRAM DESIGN TECHNIQUES FOR THE AMIGA	£14.95	DESIGN
MARK SMIDDY'S LITTLE BLUE WORKBENCH 2.0 BOOK	£12.95	LITTLE

## BOOKS BOOKS BOOKS...



**INTUITION: A PRACTICAL AMIGA PROGRAMMER'S GUIDE**  
BY MIKE NELSON – KUMA PUBLICATIONS

Use of Intuition, the Amiga's graphical interface, is essential for giving your programs that professional look and maintaining compatibility across different versions of the operating system. This book shows you how, with sections on screens and windows, communications, menus, gadgets and requesters.

**PROGRAM DESIGN TECHNIQUES FOR THE AMIGA** BY PAUL OVERAA – KUMA PUBLICATIONS

If you've ever written reams of code only to find that it doesn't work and you can't find the bugs, then this book is for you. It shows you how to design your programs *before* typing them in, ensuring more reliable and efficient code.

**MARK SMIDDY'S LITTLE BLUE WORKBENCH 2.0 BOOK** – KUMA PUBLICATIONS

Mark Smiddy, probably one of the most knowledgeable Workbench gurus, brings you this guide to the Amiga's operating system. Handy tips include how to make a boot disk, how to set up a printer with the right driver, and how to customise your startup-sequence, with extensive examples.

## ORDER FORM

SEND THIS FORM TO:  
Amigo Shopper,  
Future Publishing Ltd,  
Somerton,  
Somerset, TA11 7BR

Name \_\_\_\_\_  
Address \_\_\_\_\_  
Post code \_\_\_\_\_  
Telephone No \_\_\_\_\_

Do not send cash through the post with your mail orders

Please make all cheques payable to Future Publishing

Description	Price	Order No
Total Order		

Machine (please circle) A500 ● A500+ ●  
Method of payment (please circle) Access ● Visa ● Cheque ● PO ●

Credit Card No. .... Expiry Date ..... Signature .....

## HISOFT PASCAL

At last there's a version of this popular programming language for the Amiga! Pascal is popular throughout the academic world for its clarity and precision, so much so that it has been taken up by large portions of the commercial sector. Find out why it has done so well with HISoft's blindingly fast version, *HighSpeed Pascal*. A full set of files are included for accessing the Amiga's operating system, as well as an integrated editor and a debugger.



DESCRIPTION	PRICE	ORDER
HISOFT PASCAL	£89.95	HISOFT P



# FREE CATALOGUE

COMPLETE & RETURN THE COUPON BELOW  
FOR A FREE 64 PAGE COLOUR AMIGA CATALOGUE

## FREE! FROM SILICA



When you buy your new Amiga computer from Silica Systems, we will give you an extra £269.73 worth of software FREE OF CHARGE. Including some great entertainment and productivity programs. These free gifts will introduce you to the world of computing and help you to get off to a flying start with your new Amiga. Plus, with every Amiga from Silica we will give you 16 nights FREE holiday hotel accommodation for you and your family to enjoy a break at home or abroad.

**16 NIGHTS HOLIDAY HOTEL ACCOMMODATION**  
Every Amiga 500 and 600 from Silica comes supplied with a free 72 page colour brochure with accommodation vouchers. These entitle 2 people to stay up to a total of 16 nights in any of 250 hotels with accommodation FREE. All you have to pay for are your meals (prices are listed in the brochure).

# WORTH NEARLY £370!

### ARCADE ACTION PACK:

- 10 Superb entertainment titles.  
**ASTERIX** ..... £24.99  
**CHESS PLAYER 2150** ..... £24.95  
**DRIVIN' FORCE** ..... £24.95  
**LIVE AND LET DIE** ..... £19.99  
**ONSLAUGHT** ..... £24.99  
**PIPE MANIA** ..... £24.99  
**RICK DANGEROUS** ..... £24.99  
**ROCK 'N' ROLL** ..... £19.99  
**SKIWEK** ..... £19.99  
**TRIVIAL PURSUIT** ..... £19.95

### PRODUCTIVITY:

- PHOTON PAINT V2.0** ..... £89.95  
The recommended paint package  
**GFA BASIC V3.5** ..... £50.00  
A powerful basic interpreter  
**TOTAL VALUE: £369.73**

**NEW! Compact Design**  
36cm x 24cm x 7cm  
78 Key Keyboard

**3 1/4" Internal Floppy Drive**

**1mb RAM As Standard**  
10mb RAM Maximum

**Kickstart/Workbench**  
Latest version: v2.05

**Built-in TV Modulator**  
For connection to a television

**IDE Hard Disk Controller**  
For 2 1/2" Hard Disk Drives, (Upgrade kit to max 120mb HD also Kickstart upgrade for HD support available soon)

**Hard Disk Model Available**  
With 20mb 2 1/2" Hard Disk Drive

**Smart Card Slot**  
Built-in as standard

**Trapdoor Slot**  
For optional plug-in Chip RAM and battery backed clock

**2 x Joystick/Mouse Ports**  
Easy access - located on right side of A600, in front of disk drive

**Composite Video Output**  
Full colour composite video output for connection to most monitors

**1 Year On-site Warranty**

# AMIGA 600 - NEW LOW PRICE!

# £299

INC VAT - (1Mb RAM - No Hard Drive)



**FREE GIFTS FROM SILICA SEE PANEL TO LEFT**

Silica announce a NEW LOW PRICE of £299 for the Amiga 600, a huge saving of £100 off the previous RRP of £399! With its modern compact wedge shape design and the employment of the latest advancements in Amiga technology, it represents the very best investment for home computing. It has all the power of a first class games console with a full range of entertainment software available, as well as being a true home computer, with business and education software and an extensive range of peripherals and accessories.

The Amiga 600 uses state-of-the-art surface mount technology, for maximum reliability and features a 3 1/4" floppy disk drive, mouse, TV modulator and smart card slot all as standard. The innovative smart card slot accepts games, ROM or RAM cards (from 1mb up to 4mb) and will take advantage of many future new developments. The very latest version of the operating system, Kickstart/Workbench v2.05 is used in the Amiga 600 and its enhanced chip set facilities include improved graphics resolution, increased lockout support and the facility for up to 2mb of chip memory. The Amiga 600 is fully compatible with the A570 CD-ROM Drive and Interface which will give it access to a full range of CDTV titles and audio CDs. The Amiga 600 is available from Silica in several configurations (see below) including a specially upgraded 2mb RAM version.

## PERIPHERALS FOR AMIGA COMPUTERS

**AMITEK RAM BOARDS** (FOR A600)

Upgradable RAM board available with 0k, 512k and 1mb of RAM. Built-in battery backed clock. Plugs straight into the Amiga A600 trapdoor. No soldering required - 2 year guarantee.

**SLIMLINE DISK DRIVE**

19mm Super Slimline colour co-ordinated 3 1/4" drive. Double sided disk drive. Draws power from the Amiga and includes thru-port for connection of additional drives. 1 year replacement guarantee.

CODE	DESCRIPTION	RRP	SILICA PRICE
RAM 0500	AMITEK - 0k Populated - A500	£29.95	£27.95
RAM 0515	AMITEK - 512k Populated - A500	£44.95	£39.95
RAM 0510	AMITEK - 1mb Populated - A500	£60.00	£50.00
RAM 0520	CBM - 512k Board - A500	£24.99	£22.99
RAM 0501	CBM - 512k Board - A500	£92.99	£49.99
RAM 0505	512k Board - No Clock - A500	£24.95	£19.95
RAM 0510	512k Board - Inc Clock - A500	£29.99	£24.95

**EXTERNAL DISK DRIVES**

DR1 0555	SLIMLINE - 3 1/4" 1mb Ivory Colour	£79.00	£54.95
DR1 0559	ROCLUTE - 3 1/4" 1mb Ivory Colour	£69.95	£64.95
DR1 0511	ROCLUTE - 3 1/4" 1mb Black Colour	£69.95	£64.95

**PRINTERS**

PR1 3700	CBM MPS 1270 Ink Jet Printer	£149.99	£129.00
PR1 3232	IBM MPS 1630 9 Pin Dot Matrix	£189.99	£139.00

**COLOUR MONITORS**

MON 6144	GOLDSTAR TV/Monitor inc. cable	£169.95	£179.95
MON 6184	CBM 1064S Monitor inc. cable	£299.99	£249.95

**ROM UPGRADE**

UPG 1100	1100 Kickstart Kit ROM Swapper	£24.95	£19.95
----------	--------------------------------	--------	--------

## AMIGA 500 STANDALONE

INC 512k RAM EXPANSION TO 1mb RAM

**HARDWARE**

- 512k AMIGA 500 COMPUTER - £299.99  
Inc. 1mb 3 1/4" Disk Drive, Mouse Controller, Power Supply, Workbench 1.3 & Manuals
- 512k RAM EXPANSION TO 1mb RAM - £24.95
- A520 TV MODULATOR - FREE

**PLUS! - FREE FROM SILICA**

- PHOTON PAINT V2.0 ..... £89.95
- ARCADE ACTION PACK ..... £229.78
- GFA BASIC ..... £50.00

**TOTAL PACK VALUE: £694.67  
LESS PACK SAVING: £395.67  
SILICA PRICE: £299.00**

**ORIGINAL AMIGA 500 WITH BUILT-IN 16-KEY NUMERIC KEYPAD**

# £299

INC VAT - Ref: AMG 0510

NEW! FROM SILICA

# 2Mb RAM OPTION WITH CLOCK (BATTERY BACKED)

0Mb Hard Drive		20Mb Hard Drive	
1Mb RAM	2Mb RAM	1Mb RAM	2Mb RAM
• 1mb AMIGA 600 + MOUSE	£299.99	£299.99	£299.99
• 1mb RAM UPGRADE	N/A	£68.00	N/A
• 20Mb HARD DISK	N/A	N/A	£299.00
• DELUXE PAINT III	£79.99	£79.99	N/A
• "MYSTERY" GAME	VARIABLE	VARIABLE	VARIABLE
• 1 YEAR ON-SITE WARRANTY	N/A	N/A	N/A
PLUS! - FREE FROM SILICA	N/A	N/A	N/A
• PHOTON PAINT V2.0	£89.95	£89.95	£89.95
• ARCADE ACTION GAMES PACK	£229.78	£229.78	£229.78
• GFA BASIC INTERPRETER V3.5	£50.00	£50.00	£50.00
TOTAL PACK VALUE:	£749.71	£809.71	£1028.72
LESS PACK SAVING:	£450.71	£450.71	£450.71
<b>SILICA PRICE:</b>	<b>£299</b>	<b>£349</b>	<b>£499</b>

## CDTV COMPUTER SYSTEM SAVE £200!

UPGRADE YOUR AMIGA 500 FOR ONLY £399

We are pleased to announce a very special trade-in offer to Amiga 500 owners who are keen to take advantage of the extra benefits offered by Commodore's multimedia innovation, the CDTV.

Amiga owners who return their working Amiga 500 computer (with Kickstart V1.2 or 1.3), mouse, power supply and manual to Silica, can claim a £200 discount off the price of the new Amiga CDTV Computer System. This new system (normal RRP £599) is fully compatible with all Amiga software. In addition, it provides access to the vast range of CDTV titles. CDTV works much like a standard Amiga 600 or 600 but has many additional features including a compact disc drive that can hold up to 550 megabytes of information per disc as well as play audio discs to a very high quality. CDTV comes supplied with the latest infra-red remote control handset, giving you full control of your system from the comfort of your armchair.

**TRADE-IN OFFER**

CDTV SYSTEM	£599
AMIGA 500 TRADE IN	-£200
<b>YOU PAY</b>	<b>£399</b>

INC VAT - Ref: AMG 1250

SAVE £200

**FEATURES INCLUDE:**

- Full Compatibility With Existing A500 Software
- 1Mb Chip RAM
- CDTV Player
- Plays Audio CDs & Video Discs
- Full QWERTY Keyboard
- Built-in Monitor, Serial & Parallel Ports as on the A500
- 800k 3 1/4" Disk Drive
- Mouse Controller
- Infra-Red Remote Control
- Workbench 1.3 & Manuals
- Welcome CD + Caddy

ALL PRICES INCLUDE VAT - DELIVERY IS FREE OF CHARGE IN THE UK MAINLAND

## SILICA SYSTEMS OFFER YOU

- **FREE OVERNIGHT DELIVERY:** On all hardware orders shipped in the UK mainland.
- **TECHNICAL SUPPORT HELPLINE:** Team of technical experts at your service.
- **PRICE MATCH:** We normally match competitors on a "Same product - Same price" basis.
- **ESTABLISHED 14 YEARS:** Proven track record in professional computer sales.
- **£12 MILLION TURNOVER (with 60 staff):** Solid, reliable and profitable.
- **BUSINESS + EDUCATION + GOVERNMENT:** Volume discounts available 081-309 0888.
- **SHOWROOMS:** Demonstration and training facilities at our London & Sidcup branches.
- **THE FULL STOCK RANGE:** All of your requirements from one supplier.
- **FREE CATALOGUES:** Will be mailed to you with offers + software and peripheral details.
- **PAYMENT:** Major credit cards, cash, cheque or monthly terms.

Before you decide when to buy your new Amiga computer, we suggest you think very carefully about WHERE you buy it. Consider what it will be like a few months after buying your Amiga, when you may require additional peripherals or software, or help and advice with your new purchase. And, will the company you buy from contact you with details of new products? At Silica Systems, we ensure that you will have nothing to worry about. We have been established for almost 14 years and, with our unrivalled experience and expertise, we can now claim to meet our customers' requirements with an understanding which is second to none. But don't just take our word for it. Complete and return the coupon now for our latest FREE literature and begin to experience the "Silica Systems Service".

**MAIL ORDER HOTLINE**  
**081-309 1111**

# SILICA SYSTEMS

**MAIL ORDER:** 1-4 The Mews, Hatherley Rd, Sidcup, Kent, DA14 4DX Tel: 081-309 1111  
Order Lines Open: Mon-Sat 9.00am-5.00pm No Late Night Opening Fax No: 081-308 0908

**LONDON SHOP:** 52 Tottenham Court Road, London, W1P 0BA Tel: 071-580 4000  
Opening Hours: Mon-Sat 9.30am-8.00pm No Late Night Opening Fax No: 071-323 4797

**LONDON SHOP:** Sheltridges (1st Floor), Oxford Street, London, W1A 1AB Tel: 071-629 1234  
Opening Hours: Mon-Sat 9.30am-8.00pm Late Night: Thursday until 6pm Extension: 9914

**SIDCUP SHOP:** 1-4 The Mews, Hatherley Rd, Sidcup, Kent, DA14 4DX Tel: 081-302 8811  
Opening Hours: Mon-Sat 9.00am-5.30pm Late Night: Friday until 7pm Fax No: 081-309 0017

To: Silica Systems, AMSHP 1192-80, 1-4 The Mews, Hatherley Rd, Sidcup, Kent, DA14 4DX

**PLEASE SEND A 64 PAGE AMIGA COLOUR CATALOGUE**

Mr/Mrs/Miss/Ms: ..... Initials: ..... Surname: .....

Company Name (if applicable): .....

Address: .....

Postcode: .....

Tel (Home): ..... Tel (Work): .....

Which computer(s), if any, do you own? .....

80D

E&OE - Advertised prices and specifications may change - Please return the coupon for the latest information.





Missing the complete set? – well get your back issues NOW while you can!



BACK ISSUES

- 1 **SOLD OUT**
- 2 **Buying** a paint package plus reviews of Pagestream, Colourpic, Sequencer 1, KCS Powerboard, and Scala.
- 3 **Accelerating the Amiga** plus reviews of Bars & Pipes, Daalascaan, ATOnce, DynaCADD and BASIC languages.
- 4 **Buying** a printer plus reviews of Pro-24, Real 3D, Wordworth, TEX, Imagine and Superbase 4
- 5 **Amiga Answers** special plus reviews of Spectracolor, Superbase 4, Touch-Up, Action Replay, VideoCenter Plus and more
- 6 **The most** comprehensive review ever of Amiga word processors, plus the Video Toaster and a free fractals guide
- 7 **SOLD OUT**
- 8 **A hardware** and add-on buyer's guide special, tons of tips for ProfessionalPage and an in-depth look at the HAM-E colour system
- 9 **The definitive** guide to the A500 Plus, down-loading satellite images, choosing sequencing video and P...

**ORDER NOW**

**ONLY £1.75 EACH**

**...DON'T MISS OUT**

- 10 **Special graphics** issue featuring the Amiga's top art packages. Audition 4, Sound Enhancer and desktop video directing with Showmaker
- 11 **Insight into** CDTV, a complete guide to printer preferences, 24-bit graphics, reviews of Genesis, Turbo Print and Stereo Master
- 12 **Drive guide** special – all the facts and advice on hard drives, quality video output with Impact Vision-24 card, CDTV graphics and more
- 13 **FREE Tracey** plus special animation tutorial, test drive of Roc Tec's new hard disk, Amiga CD, Pixel 3D, Superbase. A definitive memory guide and the biggest Amiga Answers ever
- 14 **Round up** of best hand scanners, 5-page special on RAM boards, first in the series on Artificial Intelligence plus reviews of 3D animation packages, RayDance, Expert Draw and a preview of the new Easy AMOS
- 15 **PD special** – a guide to the most indispensable PD programs and an in-depth review of PD postscript, part two of the series on Artificial Intelligence plus reviews of ImageMaster, SaxonScript, SuperJam and 23 pages of Amiga Answers
- 16 **200 Top Tips** of essential Amiga advice, a guide to setting up your own bulletin board, programming a neural network plus reviews of Hotlinks, Hit Kit and Professional Calc
- 17 **DTP Special:** the best package; high-end DTP hardware and typography tutorial. Midi sequencing, digitising and processing pictures for videos, plus reviews of Visionary and Mini Office
- 18 **Amiga Answers** special – 32-page guide to identifying the source of any Amiga problem, plus picture processing with Imagemaster, MIDI coding, 3D graphics programming and the start of two new series, Chaos and Computer Life



but better still, book up for the year ahead - and never miss out again!

SHOPPER

# FREE BINDER

worth £4.95

## IF YOU SUBSCRIBE NOW

You get all these benefits when you subscribe:

- You save time
- You save trouble
- You guarantee your copy
- You get it delivered

Subscribe now to ensure your copy each month. For just £17.95 you will get the next 12 issues delivered direct to your home.

SAVE!  
on 2-year  
subscription

**PLUS A FREE BINDER WITH EVERY SUBSCRIPTION**

Keep your copies of *Amiga Shopper* safe and protected right from the very start!  
*only* **£4.95** or free with every subscription

FILL IN THE COUPONS BELOW OR CALL OUR CREDIT CARD HOTLINE ON 0458 74011

**YES, YES, YES! I WISH TO SUBSCRIBE TO AMIGA SHOPPER**

Please tick the subscription you require 12 issues

- UK **£17.95**       EUROPE **£37.95** (Airmail)  
 REST OF WORLD **£60.95** (Airmail)       WORLD **£37.95** (Surface)

24 issues

- UK **£33.95**       EUROPE **£69.95** (Airmail)  
 REST OF WORLD **£109.95** (Airmail)       WORLD **£69.95** (Surface)

Total amount payable £

NAME

TELEPHONE NO

ADDRESS

POSTCODE

METHOD OF PAYMENT please tick

- VISA/ACCESS       CHEQUE

CARD NO

EXPIRY DATE

**AS/MAG/11**

Please make cheques payable to FUTURE PUBLISHING LTD and send together with this form in an envelope to the following address:

AMIGA SHOPPER, FREEPOST, SOMERTON TA11 7BR

**YES, YES, YES! I WISH TO PURCHASE THE FOLLOWING BACK ISSUES**

OF AMIGA SHOPPER AND/OR BINDER

Please tick the issues you require

- BACK ISSUES **£1.75 EACH**     2     3     4     5     6     8     9  
 10     11     12     13     14     15

- BINDER **£4.95**

Total amount payable £

NAME

TELEPHONE NO

ADDRESS

POST CODE

METHOD OF PAYMENT please tick

- VISA/ACCESS       CHEQUE

CARD NO

EXPIRY DATE

Please make cheques payable to FUTURE PUBLISHING LTD and send together with this form in an envelope to the following address:

AMIGA SHOPPER, FREEPOST, SOMERTON TA11 7BR

CALL US NOW ON (0386) 765500 • Evesham Micros

# Evesham Micros



PRICES INC. DELIVERY & VAT @ 17.5%  
Express Courier Delivery :  
(UK Mainland Only) £6.50 Extra

**HERE TODAY - HERE TO STAY**  
Evesham Micros First. First for choice, prices and service. Established for over nine years, with a strong financial status and secure future. Our Computerised Telesales Order Processing Investment means fast, efficient service. Well appointed Retail Showrooms with large product range on display. Our loyal customers guarantee high percentage of repeat custom and personal referrals underline our popularity. REMEMBER - when you need us, we will still be here. Our extensive expansion program means we could eventually be there as well...

## HOW TO ORDER

Call us now on  
**0386 765500**

TELESALES OPENING TIMES :  
9am - 7pm Monday-Friday  
9am - 5.30pm Saturday

Send Cheque, Postal Order or ACCESS/VISA card details to:  
**Evesham Micros Ltd.**  
Unit 9, St Richards Road  
Evesham, Warcs. WR11 6XJ

**ACCESS / VISA Cards Welcome**

Government, Education & PLC orders welcome  
Same day despatch whenever possible  
Express Courier delivery (UK Mainland only) £6.50 extra  
Please note that 5 banking days must be allowed for cheque clearance. Immediate clearance on Bank Drafts.

Mail Order Fax: 0386-765354

RETAIL SHOWROOMS  
Normal Opening times: Monday-Saturday, 9.00-5.30  
Late Night Opening Until 7pm Wednesday-Friday

<b>CAMBRIDGE</b> 5 Gilson Road, Cambridge CB1 2HA ☎ 0223-323898 fax 0223 322883	<b>MILTON KEYNES</b> 320 Wilton Gate, Milton Keynes MK9 2HP ☎ 0908-230898 fax 0908 230865
<b>BIRMINGHAM</b> 251-255 Moseley Rd, Highgate Birmingham B12 0EA ☎ 021-446 5050 fax 021 446 5010	<b>EVESHAM</b> Unit 9 St Richards Rd. Evesham Warcs WR11 6XJ ☎ 0386-765180 fax 0386 765354

TECHNICAL SUPPORT ☎ 0386-46300  
Monday to Friday, 10.00 - 5.00

**1 YEAR WARRANTY ON ALL GOODS**  
Details covered at time of going to press • All goods subject to availability

<b>AMIGA SOFTWARE</b>	Digital Wordworth £ 99.00	MPR Backup £ 29.95
	Kind Words 2 £ 37.95	AMOS £ 37.50
	Protext V5.5 £ 120.00	HiSoft Lattice C £ 109.00
	Home Accounts V2 £ 48.00	CPA-BASIC Compiler £ 24.95
	Deltare Files 4 £ 79.95	Devpac 2.15 £ 44.95
	Deltare Video 3 £ 64.95	Workbench Management £ 9.95

## AMIGA 500 SOLDERLESS RAM UPGRADES

**A500 512K RAM/CLOCK UPGRADE**

**ONLY £22.99**  
INC. VAT AND DELIVERY

ALSO WITHOUT CLOCK FOR ONLY:  
**£17.99**

- ★ CONVENIENT ON / OFF MEMORY SWITCH
- ★ AUTO-RECHARGING BATTERY BACKED REAL-TIME CLOCK
- ★ COMPACT, ULTRA-NEAT DESIGN

**'A500 PLUS' 1MB RAM UPGRADE**

**THE FASTEST AND EASIEST WAY TO UPGRADE YOUR A500+ TO 2MB RAM!**

- Simply Plugs into trapdoor expansion area
- Increases total RAM capacity to 2Mb 'ChipRAM'
- ★ RAM On/Off Switch
- ★ Compact unit size
- ★ Only 8 low power RAM IC's
- ★ High reliability

**ONLY £37.95**



**UPGRADE TO 2MB FOR ONLY £69.99!**

## 1.5MB RAM BOARD

Fully populated board increases total RAM in A500 to 2Mb! Plugs into trapdoor area, & connects to 'GARY' chip. Includes Battery-Backed Real-Time Clock. Socketed RAM ICs on 512K / 1Mb Versions

Unpopulated RAM board with clock ..... £ 34.95  
With 15Mb FASTRAM installed ..... £ 69.99

N.B.: The expansion board requires Kickstart 1.3 to operate - Kickstart 1.3 upgrade available from us for £29.95



## 'MEGABOARD'

With our MEGABOARD, you can further expand your A500's memory to a total of 2MB without disposing of your existing 512K upgrade (must be 4 x RAM-chip type, or not exceeding 9cm in length).

**ONLY £42.99**

**CONNECTS TO YOUR 512K RAM UPGRADE TO GIVE 1.5MB**

MEGABOARD needs Kickstart 1.3 to operate (Kickstart 1.3 upgrade available from us for £28.95). Installation requires connection to the GARY chip. Easy to follow instructions provided.

## A500 EXTERNAL 8MB RAM UNIT

- ★ Throughport for further expansion
- ★ Very low power consumption
- ★ Style matched to the A500
- ★ RAM access LED
- ★ RAM test/run switch
- ★ Available fitted with 2Mb, 4Mb, or fully populated with 8Mb
- ★ Optional PSU (allows Amiga to power other devices)



Incorporating the latest 'ZIP' DRAM technology, our new External Memory Upgrade allows the A500 / A500+ to be upgraded by up to a further 8Mb of auto-configuring FASTRAM.

N.B. Any memory fitted to this unit is in addition to that on your machine already, to a maximum of 8Mb on the external unit.

With 2MB fitted...£112.99 with 4MB...£159.99 with 8MB...£259.99

PARTIALLY POPULATED UNITS EXPAND TO 6MB WITH 2MB MODULES, AVAILABLE SEPARATELY AT ONLY £89.99 PER 2MB • OPTIONAL POWER SUPPLY £14.95

## 3 1/2" EXTERNAL FLOPPY DRIVES

**AMAZING LOW PRICE!**  
**£47.99**  
Including VAT & delivery



- Very quiet
- Slimline design
- Suits any Amiga
- Cooling vents
- Sleek, high quality metal casing

- Quality Citizen/Sony drive mechanism
- Enable / Disable switch
- Full 880K Formatted Capacity
- Long reach connection cable
- Throughport facility for addition of further drives

**REPLACEMENT A500 INTERNAL 3.5" DRIVE KIT**



Fully compatible, with 1Mb unformatted capacity. Straightforward installation procedure. Kit includes full fitting instructions.

**ONLY £39.99**

Evesham Micros • CALL US NOW ON (0386) 765500 • Evesham Micros • CALL US NOW ON (0386) 765500 • Evesham Micros

**ZY-FI Amplified Stereo Speakers**

**REALISE THE TRUE SOUND POTENTIAL OF YOUR AMIGA WITH THIS PAIR OF FULL RANGE SPEAKERS!**




Your Amiga produces fine quality hi-fi stereo sound. Enjoy quality stereo sound reproduction to the full with this new design twin speaker system! Incorporates a built-in amplifier with separate adjustable volume controls for each speaker unit. Runs from PSU (supplied) or from batteries (not included).

Speaker Dimensions 160x85x105mm (HxWxD)

**ONLY £39.95**

**TOP VALUE 400dpi HANDY SCANNER**

**QUALITY SCANNING - AT THE RIGHT PRICE!**




This Image Scanner package combines top quality hardware with the latest version of the distinctively powerful **DAATASCAN PROFESSIONAL VERSION 2** software, now giving **TRUE GREYSCALE CAPABILITY.**

At a genuine 400dpi scanning resolution, this new scanner produces truly superb quality scans. Has a full 100mm scanning width, variable brightness control and 100 / 200 / 300 / 400dpi resolution. **Datascan Professional Version 2** scanning and editing software allows real-time scanning in either line art or in up to 84 simulated gray scales. Provides powerful editing features and excellent compatibility with most DTP and Paint Packages, eg Deluxe Paint 4, Touch-Up.

**ONLY £99.99**

**TRUEMOUSE**

WE GUARANTEE that this is the smoothest, most responsive and accurate replacement mouse you can buy for the Amiga. Excellent performance, now with a 380dpi resolution. Amazing new price!



**ONLY £14.99 SATISFACTION GUARANTEED**

GOLDEN IMAGE OPTICAL MOUSE Amiga/ST compatible - excellent travel-accuracy assured. **NEW LOW PRICE!.. £29.00**

**ROCGEN GENLOCK MK.II**

OFFERING EXCEPTIONAL VALUE FOR MONEY, this fully compatible GENLOCK adaptor offers levels of quality, function and sophistication not normally available in this price category. Special features include the ability to record graphics & animations on video recorders and overlay graphic and text onto video. Capable of smooth and stable fading and overlaying effects with special timing knob.



**ONLY £79.99**

**ROCGEN PLUS**

Compatible to any Amiga or Commodore CDTV, this NEW Genlock Adapter provides Advanced Special Effects and Performance Features without sacrificing user-friendliness!

New Special Features include: Dual Dissolve control knobs providing freely adjustable degrees of overlay or Invert (keyhole) effects; Audio Video pass-thru; extra Video throughput for separate line monitoring; RGB pass-thru for real-time adding of Amiga graphics, plus Key-In port for use with an external keying device.



**ONLY £119.99**

**PHILIPS 15" TV/MONITOR**

With its dedicated monitor input, this model combines the advantages of a high quality medium resolution colour monitor with the convenience of remote control Teletext TV - at an excellent low price!

Features dark glass screen for improved contrast, plus full range 3-way speaker sound output.



**£269.00** Including VAT, delivery & cable

Philips CM8833 Mk.II Monitor (Genuine UK version), includes cable, 1 Year on-site maintenance and Lotus Esprit Turbo 2 game..... **£199.00**

**A590 ADD-ON HARD DRIVES**

**A590 OWNERS!** Expand your hard disk storage further with one of our add-on, externally cased SCSI Hard Drives, with 25ms autoperking NEC mechanisms and separate power supply. Plug into the socket provided on the rear of the A590 unit.

External 40Mb SCSI Drive cased with PSU to directly add-on to the Commodore A590..... **£249.00**

External 100Mb SCSI Drive cased with PSU..... **£399.00**

**AMIGA 600**

**NEW LOWER PRICES !!**

- Built-in TV Modulator
- Built-in IDE Hard Disk Controller
- Kickstart 2
- 1Mb ChipRAM
- Accepts Memory Cards

**INCLUDES 12 MONTHS ON-SITE WARRANTY, 'DELUXE PAINT' & EXCITING GAME TITLE!**

**ONLY £279.99**

2MB RAM/CLOCK VERSION £319.99



**COMMODORE'S A800 20MB HARD DISK VERSION**

**£449.99** including 1 Year On-site Warranty

2MB RAM/CLOCK VERSION £489.99

N.B. Prices do not include Free Software

**Evesham Micros SPECIAL HARD DISK UPGRADED MODELS**

40Mb	80Mb	120Mb
<b>£479.99</b>	<b>£529.99</b>	<b>£599.99</b>

All models available with 2Mb RAM - Please add £40.00


-NB- This hard disk installation is not covered by on-site warranty -

**NEW FROM Evesham Micros A600 1MB RAM/CLOCK UPGRADE**

**UPGRADE YOUR NEW A600 TO 2Mb WITH THIS SIMPLE PLUG-IN MEMORY UPGRADE!**

- Simply Plugs into the A600's trapdoor expansion area
- Increases total RAM capacity of A600 to 2Mb "ChipRAM"
- RAM Enable / Disable Switch
- Battery-Backed Real-Time Clock

**ONLY £44.99**



**NEW! A500 ROM SWITCHER**

**SWITCHING BETWEEN VERSIONS OF KICKSTART ON YOUR A500 IS EASY WITH OUR NEW ROM SWITCHER!**

You can improve software compatibility on your A500 Plus by fitting our ROM switcher. You can alternate between the Kickstart 2 already resident and another version of Kickstart ROM chip, giving you the freedom of choice.

Fitting is very simple indeed, and requires no soldering or special technical knowledge. Fitting allows two methods of switching, either by keyboard reset, or by an external toggle switch. N.B. Kickstart ROM not supplied. A500 Revision 5A boards will require circuit modification.

Kickstart 1.3 ROM supplied separately..... **only £26.95**

Kickstart 2.0 ROM supplied separately..... **only £39.95**

A500 Revision 5A PCB Circuit Modification Service..... **£29.95**

**ONLY £24.95**

**TRACKBALL**

High performance trackball, directly compatible to any Amiga or Atari ST. Plugs into mouse or joystick port. Super-smooth and accurate - you probably won't want to use a mouse again after using this Trackball! Full one-handed control. Top quality opto-mechanical design, giving high speed and accuracy every time. No driver software needed!



**ONLY £29.95**

**REPLACEMENT POWER SUPPLIES**

Genuine Commodore Amiga A500 type replacement Power Supply Unit. Good quality 'Switch mode' type. Super low price!



**ONLY £39.95**

Replacement Power Supply for A590 Hard Disk..... **£49.95**

**STEREO SOUND SAMPLER**

Offering full compatibility with almost any Amiga audio digitiser package, our Sound Sampler features excellent circuitry, yielding professional results. The main AD converter gives a digitising resolution of up to 50KHz, with a fast slew rate. Two photo sockets are provided for stereo line input, plus an option for microphone. Adjustable gain is achieved with built-in control knob. Complete with public domain disk containing sound sampling applications / utilities.



**ONLY £29.95**

**MIDI INTERFACE**

Our fully compatible, high quality MIDI interface connects directly with the Amiga serial port and provides IN, OUT & THRU ports for good flexibility. Features LED indicators on each port for diagnostic purposes.

Superb compact design!

**ONLY £19.95**

**VIRUS PROTECTOR**

Disk protector Virus Protection fits easily into the Port of the last disk drive in your Amiga system, protecting all internal and external drives from boot block viruses. Incorporates a switch to enable or disable the protection facility.

**ONLY £6.95**

VIDI-12 Amiga video digitiser package inc VIDI-Chroma..... **£110.00**

Amiga 500 DnBI Cover..... **£4.95**

Amiga 600 Dust Cover..... **£4.95**

**PRINTERS**

Prices include VAT, Delivery and Connection Cable

**Gold Star REGISTERED DEALER**

**Evesham Micros STAR PRINTERS INCLUDE 12 MONTHS ON-SITE WARRANTY**

**STAR LC20 9-Pin Printer**

**SUCCESSOR TO THE BEST SELLING LC-10, WITH MANY FEATURES AND FAST OUTPUT**

Providing superlative paper handling, four excellent NLQ fonts and a new super-fast print speed of 180cps in draft and 44 cps in NLQ, the LC20 appropriately supercedes the phenomenally successful LC10!



**ONLY £129.99**

**Star LC24-200 COLOUR Printer**

**COMBINES HIGH QUALITY 24-PIN COLOUR PRINTING WITH EXCELLENT VERSATILITY - AT A BUDGET PRICE!**

- 24-Pin 7-Colour Printer
- 200cps draft / 67cps LQ
- 220cps High speed draft facility
- 30K Buffer expandable to 63K
- Swivel Selectable Push or Pull tractor, with bottom feed capability
- Advanced Paper Parking
- Electronic Dip Switches
- 10 Resident LQ fonts
- Includes Colour Ribbon

**ONLY £269.08**

Star LC 200 9-Pin Colour, 4 fonts, 180/45cps.....	£193.88
Star LC 24-20 24-Pin, 4 fonts, 180/80cps.....	£204.48
Automatic Sheet Feeder for 10" LC printers (pls. state model).....	£64.95
Star XB24-200 COLOUR 24-pin, 80 col. power printer.....	£388.95
Star XB24-250 132 column version of XB24-200.....	£438.28

Citizen Swift 24E Including COLOUR kit.....	£299.99
Hewlett-Packard Deskjet 500.....	£359.99
Hewlett-Packard Deskjet 500C (Colour).....	£529.00
Canon BJ-10EX Inkjet Printer.....	£233.83
Epson LX400 budget 10" carriage 9-pin 180/25cps.....	£139.00
Epson LQ180 24-pin 180/60cps, Bk buffer.....	£205.00
Panasonic KXP1124L updated 24-pin model 300/100cps.....	£279.00
Panasonic KXP2123 good value 24-pin colour model.....	£299.00

# The Future Entertainment

Earls Court November 5-8 1992

Incorporating the



# Amiga BO

**LATE NEWS!!**

Commodore are planning a major Amiga announcement at the Show!

**AMIGA SHOPPER**





It's easier to travel by train. If you live in the Network SouthEast area, travel by train and avoid traffic jams and parking problems, jump huge queues and save on admission (Adults £5.95, Under 14's £3.95), when you buy the all in One Day Travelcard/Admission ticket. From any staffed Network SouthEast station.

**Network SouthEast**

# Big gains!

Come and see the Amiga at its best at the Future Entertainment Show. All the major Amiga hardware and manufacturers will be there with special Show products. And Earls Court will be packed with dozens of dealers selling Amiga kit at the lowest possible prices!



## The Future Entertainment Show: it'll save you serious money

### Priority tickets

I would like to order advance tickets for the Future Entertainment Show and save £1.05 per ticket.  
Please send me \_\_\_ adult tickets at £5.95 each  
Total Payment £ \_\_\_  
Please send me \_\_\_ under-14 tickets at £3.95

Method of payment  
Please make all cheques payable to:  
FUTURE ENTERTAINMENT SHOW  
Card number \_\_\_\_\_  
Expiry Date \_\_\_\_\_  
Signed \_\_\_\_\_

- Visa
- Access
- Cheque
- PO

Name \_\_\_\_\_  
Address \_\_\_\_\_  
Post code \_\_\_\_\_

Send this form to:  
FUTURE ENTERTAINMENT SHOW  
PO Box 2, Ellesmere Port  
South Wirral,  
L65 3EA



FROM THE MAKERS OF THE WORLD'S BEST SELLING AMIGA MAGAZINE

# The Amiga Format Annual 19

## Past

We look back at all the big Amiga news of 1992

## Present

We look back at all the big Amiga news of 1992

## Future

We look back at all the big Amiga news of 1992

What a year it's been! We've seen an Amiga revolution, with new models out, the A570 CDTV drive shipping and the promise of even better Amigas to come. And it's not just Commodore that's been busy – news of amazing new hardware and software developments has come thick and fast.

To put the year in perspective and to find out what's on the cards, we're grilling all the experts, hardware and software manufacturers to find their views on where the Amiga is headed. For a year in view, plus exciting news of what's coming up, make sure you get the Amiga Format Annual.

**On sale October 22 Only £3.95 Don't miss it!**



# MAIL BYTE VISA

Orders & Enquiries 081 974 6767

## AMIGA Software

Phone for prices on our huge range of Amiga leisure, business & creative software

## AMIGA Hardware

Amiga 600.....£Call  
 Amiga 600HD.....£Call  
 Amiga 1500.....£Call  
 Amiga 590HD.....£Call  
 Amiga & Monitor.....£Call

## Colour Monitors

Cammodore 10B4SD2.....£197  
 Philips CM8833 MKII.....£197

## Memory Products

512 Exp+ Clock.....£29.99  
 512 Exp.....£24.99  
 1Mb Simms (70Ns).....£25.99  
 4Mb Simms (70Ns).....£110.00  
 A600 1Mb Exp + Clock.....£44.99  
 A500+ 1Mb Exp.....£36.99

## GVP Hard Drives

PRICE DROP Call for the now even lower prices on Great Valley Products' Hard Drives, Accelerators & Video Boards

## Accessories

Auto M/ J Switch.....£12.49  
 Amiga to Philips Midi.....£5.99  
 Amiga to Sony Scart.....£8.99  
 Amiga to Scart.....£7.99  
 Parallel Printer.....£3.99  
 All Serial Cables.....£6.99  
 Clilzen Swift Stand.....£24.99  
 Mouse Mat.....£2.75  
 Squick Mouse.....£8.99  
 TechnoPlus Mouse.....£13.99  
 Amiga 500 Soft Cover.....£3.25  
 Amiga 600 Soft Cover.....£4.25  
 Tractor 3.5' Labels x 1K.....£9.99

## Disks & Boxes

Highest Quality Bulk Disks  
 50x 3.5" Bulk Disks.....£23.50  
 100x3.5" Bulk Disks.....£45.25  
 200x3.5" Bulk Disks.....£89.50  
 500x 3.5" Bulk Disks.....£178.25  
 1000x3.5" Bulk Disks.....£356.75  
 80 Cap Disk Box.....£4.99  
 Passa 150 Cap Box.....£19.99

## Bubble Jet Printers

Canon BJ10ex.....£225.00  
 10ex Sheet Feed.....£58.99  
 Canon BJ300.....£359.00  
 Canon BJ330.....£469.00  
 BJ Ink Cartridges.....£Call

Remember all our prices include 2-3 day delivery.

Add £4.50 for Next Day Courier Service

Orders by Fax:- 081 974 6102 or Orders by Mail:- 3, Enterprise Way, Teddington, TW11

## THE NEW LIBRARY WITH NEW IDEAS

We have inshop computers, so most programs can be viewed. All disks individually wrapped in self seal packets.

AMIGA DISKS £2.00 EACH INCLUDING POSTAGE SAME DAY DESPATCH ON ALL ORDERS BEFORE 4PM.

CATALOGUE DISK 50p FREE WITH ALL ORDERS BELOW IS A SMALL SELECTION OF OUR LIBRARY

PLEASE TELEPHONE FOR NEW AND UNLISTED PROGRAMS

Shareware may require separate payment to Author if found useful

EDOS BUDGET RANGE COMMERCIAL GAMES FROM £4.99

GAMES	BUSINESS	UTILITIES
MISSION X RAID +	FORMS UNLIMITED +	LABEL MAKER +
SEA LANCE +	BUDGET FINANCE +	FILE MASTER +
TRUCKIN (2 DISKS) +	JOURNAL +	NO CLICK +
SKYFLYER +	600 LETTERS +	D-COPY II +
STAR TREK (2 DISKS) +	BUSINESS	SID V2.0 +
AMOS FRUIT MACHINE +	CARD MAKER +	MESSY SID II +
DRAGON TILES +	AMICASH +	BOOT X V4.5
DR. WHO +	TEXTPLUS V3 +	POWER PACKER +
ZEUS +	TEXT ENGINE V3 +	FREE COPY V1.4 +
FORMUA 1	Q BASE AND SPREAD +	ELECTRO CAD +
CHALLENGE +	B-BASE +	60 FONTS
SAVE THE TREES +	A-GRAPH +	(DPAINT ETC.) +
RAID III TOTAL FIRE +	POWERBASE V3.23D +	MCAD +
WOTSITSNAME +	AMIBASE PRO II +	ICON MAGIC +
PRO TENNIS II +	IN BUSINESS (3 DISKS) +	VECTOR KIT +
21 AMIGA GAMES +	U-EDIT +	CASSETTE LABELER +
AIRMANIA +	BANKIN +	HARD DRIVE UTILS. +
AIR WARRIOR +	Q.E.D. +	
BALLOONACY +	AMIBASE V3.76 +	
TOTAL WAR (RISK) +	ANALYTICAL	
JACKS BLACKJACK +	(2 DISKS) +	
	LAST WILL &	
	TESTAMENTS +	

ORDER A CATALOGUE FOR LOTS MORE PROGRAMS AND SECTIONS, DEMOS ETC.

BUY 10 DISKS GET ONE FREE

Please make Cheques Payable to Classic Software

## CLASSIC SOFTWARE

71 Park Street, Cleethorpes, South Humberside DN35 7NB  
TELEPHONE OR FAX (0472) 359957

Authors Please send Programs for evaluation

# KCS Power PC Board

On stand  
4610 at:

## PC EMULATION

## FOR YOUR AMIGA



### About...

The KCS Power PC board is a complete #11Mhz 1Mb PC sub-system that can be fitted to any Amiga in minutes.

Based around NEC's highly successful V30 CPU, the Power PC Board offers a very high degree of compatibility at machine language level, yet runs faster than an equivalent Intel 8086.

The 1Mb of Autoconfig™ memory can be accessed by all current Amiga models including the A500 Plus. Even the original A500 can access 512K as a standard expansion with clock; plus a 512K RAM disk.

Adored by critics and users alike, the KCS Power PC Board is a real alternative to buying a complete PC clone.

### Installation

The KCS Power PC board fits to any Amiga in minutes:

- \* On A500 and A500 Plus machines it simply slides into the trapdoor expansion; and doesn't invalidate your warranty!
- \* On bigger Amigas, such as the 1500/2000/2500/3000, it drops into a vacant Amiga slot using the custom designed adaptor board.
- \* Once fitted, your Amiga can be switched into PC mode simply by clicking an Icon. Just reset and it's an Amiga again.

No fuss, no hassle. Just two machines in the space of one.

### Video

- \* Supports the majority of EGA and VGA modes in 16 glorious colours and monochrome - graphics up to 640x480 and text too. Interlace is required for some modes but a software flicker fixer is built in.
- \* Other video modes include MDA and CGA text and graphics. Also supports Tandy colour graphics adaptor and Hercules monochrome.
- \* EGA and VGA graphics can be displayed on a domestic TV or monitor. Unlike real PC's, no extra hardware is required.

### Disk

- \* Up to four Amiga drives can be connected to your system and accessed in PC modes as 3.5" 720K or 5.25" 360K. Typical disk access is at least twice as fast as most real PC clones!
- \* DOS can be started from any mounted drive 5.25" or 3.5" and most Amiga hard drives.
- \* Supports most popular hard disks including GVP Impact, Supra and A390 (Onit and SCSI).
- \* A massive 200K ramdrive (up to 8Mb with expansion) is available in PC mode and it's PC-reset proof too.

### Memory

- \* Even with a base Amiga 704K is free for DOS programs (640K in EGA and VGA modes).
- \* EMS (expanded memory) is supported

"PC emulation is a contentious issue - but the KCS Power PC board is the only one to carry my personal recommendation. It is an excellent product that does all it claims and does it well!"

comments Mark Smiddy, co-author of Mastering AmigaDOS 2.

### PRICE

including MS-DOS and on-board memory.....**£219.95** inc VAT/Carr  
 Excluding MS-DOS but incl on-board memory.....**£189.95** inc VAT/Carr  
 Adaptor for 1500/2000/3000.....**£74.95** inc.

AVAILABLE FROM YOUR LOCAL COMPUTER SHOP (IF NOT - ASK THEM WHY NOT) OR DIRECT FROM BITCON.



## BITCON DEVICES LTD.

88 BEWICK ROAD, GATESHEAD, TYNE & WEAR,  
 NE8 1RS ENGLAND  
 TEL: (091) 490 1919, HELPLINE (091) 490 0202  
 FAX: (091) 490 1918



Compatibility is excellent but no-one can guarantee every single program available, therefore if your purchase depends on a particular program, please ask us first or send in a copy of the program. (With suitable S.A.E. if to be returned). Price subject to change without notice.

Australia: HPD (Tel) 08 349 8486. Kaotic (Tel) 03 879 7098. Spain: Discover Int. (Tel) 957 47 89 38.  
 Sweden: Delicatesse-Data (Tel) 31-300580. Canary: Customs Chipz (Tel) 928 271064. Denmark:  
 Betalon (Tel) 31 31 02 73. Portugal: Softclub (Tel) 01 352 8452. Ireland: Computer City/Dublin  
 745250. N. Zealand: Pazzc (Tel) 054-82949.

All trade enquiries welcome. UK and Overseas (PAL only) WHOLLY DEVELOPED AND PRODUCED IN THE NETHERLANDS.

# DYNAMITE



## PRICE CRASH NEW AMIGA 600

**£269.95**

- THE NEW AMIGA FEATURING**
- ★ ON SITE MAINTENANCE
  - ★ SMART CARD FACILITY
  - ★ BUILT IN TV. MODULATOR
  - ★ IDE HARD DRIVE CONTROLLER
  - ★ DELUXE PAINT III
  - ★ MYSTERY GAME
- SPECIAL INTRODUCTORY OFFER**
- A600 HD INC 20MB HARD DRIVE **£459.95**  
(THE HD VERSION DOES NOT INCLUDE DPAINT III OR A GAME)

## AMIGA A500 PLUS V.2 CARTOON CLASSICS 2 MEG PACK

That's right! We've managed to source some A500 PULSES, the most expandable AMIGA you can get! The Pack comprises:-

- ★ LATEST A500 PLUS V2 COMPUTER
- ★ MASSIVE 2 MEG RAM
- ★ DELUXE PAINT III ★ LEMMINGS
- ★ BART SIMPSON ★ CAPTAIN PLANET

ALL FOR JUST **£299.99**

- ★ UNBEATABLE MONITOR DEALS, SAVE £££S
- COMMODORE 1084S ..... **£204.95**  
PHILIPS 8833 MKII ..... **£169.95**  
GOLDSTAR TV/MONITOR..... **£159.95**
- \* These prices are only applicable when a monitor is purchased with any Amiga. Add £15 if you wish to purchase them separately.

## NEW SUPER LOW PRICES! GVP SERIES II HD 8+ 52MB

**£329.95**

- CONFIGURATIONS UP TO 8 MEGABYTES AVAILABLE: (A500)**
- 52MB 0MB RAM **£334.95**
  - 52MB 2MB RAM **£369.95**
  - 52MB 4MB RAM **£429.95**
  - 52MB 8MB RAM **£539.95**
  - 120MB 0MB RAM **£439.95**
  - 120MB 2MB RAM **£479.95**
  - 120MB 4MB RAM **£539.95**
  - 120MB 8MB RAM **£649.95**

- A1500/2000:**
- Series II HC 8+ 52MB **£264.95**  
(Up to 420MB/8MB RAM available!)
- A530 Combo:**
- 40MHz + 52Mb HD + 1MB RAM **£659.95**
- PC 286 EMULATOR**
- 16MHz Module for Series II **£219.95**

## STEREO COLOUR MONITORS COMMODORE

1084S  
**£214.95**

## PHILIPS

8833 **£179.95**  
MKII

FREE F19 Stealth Fighter + 12 month on-site maintenance

\* CABLE TO YOUR COMPUTER ONLY £3.99 WHEN PURCHASED WITH MONITOR

## ★ DISK DRIVES ★

**ALL OUR DRIVES INCLUDE:**  
TEN x 3.5" DISKS + 3.5" CLEANER KIT  
**FREE OF CHARGE!!**

- \* DIRECT A500 INTERNAL REPLACEMENT ..... **£39.95**
- \* CUMANA CAX 354 Slimline design .. **£49.95**
- \* Power PC880E Featuring Anti-click device ..... **£49.95**
- \* Power PC880B with Blitz/virus hardware ..... **£69.95**

\* This offer will run for a limited period only \*

## AMIGA CDTV SUPER DEAL

**£349.99**

Save £250 by trading in your Amiga 500 for a multimedia pack:

- \* AMIGA CDTV \* KEYBOARD
- \* FLOPPY DISK DRIVE \* MOUSE

**CALL NOW FOR DETAILS**  
\* OFFER CLOSES END OF SEPTEMBER

## AMIGA 1500 PACK

- FEATURING:**
- ★ LATEST MODEL, INCORPORATING Workbench, Kickstart 2.0
  - ★ GETTING THE MOST OUT OF YOUR AMIGA (book)
  - ★ PLUS: Home Accounts, Platinum Works, Deluxe Paint III, Puzznic, Elf & Toki **£539.95**
- This machine is designed for use with a monitor (SEE OFFER), or a TV modulator can be bought for £19.99

## KLONDIKE DEALS

DYNAMITE COMPUTERS  
DIG DEEP FOR  
THESE SPECIAL  
BARGAINS.....

## ★ AMAZING SOFTWARE CLEARANCE ★

- THIS MONTHS SPECIALS: AGONY £12.99, LAZER SQUAD + CHAOS £8.99**
- \* Back To The Future II .....£3.99
  - \* Nightbreed .....£3.99
  - \* Days Of Thunder.....£3.99
  - \* Heroes Of The Lance.....£3.99
  - Shadow Of The Beast II .....£4.99
  - Captain Planet .....£4.99
  - Lemmings .....£4.99
  - Bubble Bobble .....£4.99
  - Head Over Heels .....£4.99
  - Colossus Chess X.....£5.99
  - Ninja Rabbits.....£5.99
  - Battleships .....£5.99
  - Pacmania .....£5.99
  - Immortal .....£7.99
  - Bart Simpson .....£7.99
  - Horror Zombies.....£7.99
  - TV Sports Football.....£7.99
  - Megalomania .....£9.99
  - Populous + Lands .....£9.99
  - Pro Tennis .....£12.99
  - Barbarian II .....£12.99
  - \* Jimmy White .....£12.99
  - WWF .....£12.99
  - Terminator 2 .....£12.99
  - Cisco Heat.....£12.99
  - Otrun Europa .....£12.99
  - 4D Boxing .....£12.99
  - \* Wolfpack .....£12.99
  - Chessmaster 2100.....£14.99
  - Astra Ten Games .....£17.99

**HURRY HURRY - LIMITED STOCKS AVAILABLE**  
NB \* denotes not A500 Plus/A600 Compatible

# COMPUTERS

**THE PRICE BLASTERS**

## NEW LOW PRICES

### ★ ART STUDIO★

Deluxe Paint II .....	£4.99
Spritz Paint .....	£4.99
Deluxe Paint III.....	£9.99
Fantavision .....	£9.99
Photon Paint V2.0.....	£9.99
Deluxe Paint IV .....	£54.99
Walt Disney Animator ..	£64.99
Professional Draw V.2 ..	£89.99

## NEW LOW PRICES

### ★ VIDEO STUDIO★

Vidi Amiga + Vidi Chrome..	£49.99
Rombo RGB Splitter.....	£29.99
Take 2 Animation Package .	£24.99
Complete Colour Solution..	£69.99
Colour Solution + Take 2 .	£89.99
Rocgen Genlock .....	£84.99

### AMAZING DYNAMITE DEAL ROCGEN PLUS GENLOCK

**£99.95**

Normal RRP £199.99  
WHILST STOCK LASTS!

## NEW LOW PRICES

### ★ SOUND STUDIO★

Music X Junior .....	£9.99
Midi-Master Interface + 2 Midi Cables + Music X Junior.....	£24.99
Music X 1.1 .....	£19.99
Rombo Mega-Mix.....	£24.99
GVP Sound Studio.....	£49.95
Bars and Pipes .....	£89.95
Bars and Pipes Pro.....	£179.95

### ★ STAR/CITIZEN★ PRINTERS

CITIZEN 120D+.....	£109.95
STAR LC20.....	£119.95
CITIZEN SWIFT 9.....	£169.95
STAR LC200.....	£169.95
STAR LC24-20 (NEW).....	£179.95
STAR LC24-200 (MONO).....	£199.95
CITIZEN 224.....	£209.95
STAR SJ48 BUBBLEJET.....	£214.95
STAR LC24-200 (COLOUR).....	£249.95
* CITIZEN SWIFT 24e.....	£264.95

\* Complete with free colour kit  
whilst stocks last

### ACCESSORIES

PARALLEL PRINTER CABLE.....	£3.99
UNIVERSAL PRINTER STAND.....	£3.99
200 SHEETS OF CONTINUOUS PAPER.....	£1.99
COLOUR KIT OPTION FOR SWIFT 9/224/24e.....	£34.95

### ★ POWER HAND SCANNER★

FEATURING:

- ★ LATEST VERSION 2 SOFTWARE
- ★ 64 GRAYSCALES
- ★ 100 - 400 DPI

PLUS FREE PHOTON PAINT 2.0 (RRP £89.95)  
A DYNAMITE EXCLUSIVE AT £99.95

### ★ MEMORY ★

512K RAM EXPANSION (1.3).....	£15.95
512K RAM EXPANSION PLUS CLOCK.....	£19.95
1MB RAM EXPANSION (A500 PLUS).....	£29.95
1Mb by 8 SIMM boards (GVP).....	£24.95
<b>A500 RAM BOARDS</b> (fully auto config/full thru' port)	
2Mb .....	£119.95
4Mb .....	£179.95
8Mb .....	£279.95

### ACCESSORIES/EXTRAS

10 BLANK DISKS (3.5 DS/DD).....	£3.99	ZIPSTICK SUPERPRO JOYSTICK .....	£9.99
50 BLANK DISKS (3.5 DS/DD).....	£17.99	QUICKJOY TOP -STAR JOYSTICK .....	£14.99
QUALITY MOUSEPAD.....	£1.99	AMIGA SOFT DUSTCOVER .....	£3.99
40 CAPACITY LOCKABLE BOX.....	£2.99	AMIGA PERSPEX DUSTCOVER.....	£9.99
80 CAPACITY LOCKABLE BOX.....	£4.49	REPLACEMENT MOUSE .....	£9.99
ROLL OF 1000 3.5" DISK LABELS.....	£6.99	REPLACEMENT TV MODULATOR.....	£19.95
MOUSE/JOYSTICK Switcher box unit.....	£9.95	REPLACEMENT POWER SUPPLY.....	£29.95

TO PLACE YOUR ORDER PHONE THE DYNAMITE HOTLINE

# 0234 214212

## HOW TO ORDER



Call us NOW on  
0234 214212



Send Cheque or postal order to

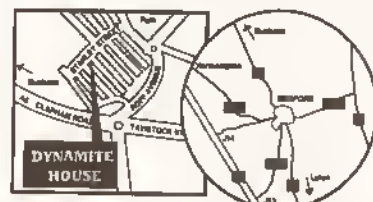


DYNAMITE COMPUTERS  
Dynamite House  
44a Stanley Street  
Bedford MK41 7RW

NB Please write cheque guarantee card number  
on the reverse of cheque to ensure same day  
clearance (cheques without card number subject  
to 10 day clearance)

Call into our showroom for a fast and  
friendly service

Retail/Queries 0234 364428



### DELIVERY CHARGES\*


£2.95 for orders less than £100  
£4.95 for orders over £100  
Next day express service £7.50  
Saturday delivery only £15.00

\*Charges applicable to UK mainland only

### PLATINUM SERVICE CARD

Only £19.99!

- Features: ● Next day courier delivery
  - 30 day exchange for new
  - 1 year guarantee giving free collection and delivery should a fault occur.
- All prices subject to availability and may change without notice. E & OE



STOP PRESS · STOP PRESS · STOP PRESS ·

PRO WRITE (Wordprocessor)	Only £19.99
MAXIPLAN (Spreadsheet)	Only £19.99
INFOFILE (Database)	Only £19.99

OR ALL THREE FOR A FANTASTIC **£49.99**

\* N.B. These titles are not Plus/A600 compatible

# LISTINGS LISTINGS

## THIS MONTH: CONVERTING BETWEEN 3D OBJECT FORMATS

**H**ere's a great program for three dimensional modellers. By Vander Roberto Nunes Dias of Brazil, it will convert 3D objects defined in Impulse's *Imagine* to the format required by Aegis' *Videoscape3D*.

The program is written in Amiga Basic, so it should be a breeze to convert to HiSoft Basic, and fairly easy to convert it to other dialects such as GFA Basic. The program itself couldn't be easier to use: just enter the names of your source and destination files (including path names if necessary) and away it

**Convert your 3D objects from Imagine to Videoscape3D format with this handy Amiga Basic utility. Remember: we pay £20 for any programs we publish**

goes. Bear in mind that colour information cannot be translated with 100 percent accuracy.

Many thanks, Vander, for your entry. We'll be sending you £20 for your efforts.

As always, we're interested in

submissions for any application in any language, but we can't print programs that rely on binary files. What we'd especially like to see, inspired by Vander's utility, is a program to convert between the IFF picture format and picture formats

used on other machines. We're offering a special prize of £50 for the best of these we see.

Pop your program on an AmigaDOS disk (along with source code if it is compiled or assembled), include a written description and send it all to:  
Listings  
Amiga Shopper  
Future Publishing  
30 Monmouth Street  
Bath  
BA1 2BW

Include an SAE if you want your disk returning. **A5**

```
* Converter - Impulse's IMAGINE1.0 to
Aegis's VIDEOSCAPE3D *
* BY MEGANISMOS VIRTUAL MOVIE, April-
1992 *
* Programmed by Vander Roberto Nunes
Dias, Vitoria-ES (Brazil) *
DEFINT A-Z
WINDOW 1,"Converter IMAGINE-
VIDEOSCAPE, V1.0 - by MEGANISMOS"
Paradel:
```

Call subroutines to ask user for source and target file names, to copy the source file across to the RAM disk for an increase in performance, and to open the files

```
GOSUB AskFiles
GOSUB TransfSource
IF FileErr=1 THEN PRINT "Press any
key":T$=INPUT$(1):GOTO Paradel
GOSUB OpenFiles
```

The variable 'Rec' is a pointer into the source file. Here it is set to the field which holds the number of points in the 3D object

```
Rec=159
GET #1,Rec ' Get high byte of word.
NumPoints=ASC(Byte$)*256
GET #1,Rec+1 ' Get low byte of word.
NumPoints=NumPoints+ASC(Byte$) ' Comp-
lement the integer.
Rec=Rec+2
ProxRec=Rec+12*NumPoints ' Beginning
EDGE,
PRINT "Number of points on source
object: ";NumPoints
```

The next line stores the required header information in the *Videoscape* file

```
PRINT #2,"3DG1"
PRINT #2,NumPoints
***** Point conversion *****
```

```
PRINT "Converting points...";
Px=POS(0):Py=CSRLIN
FOR Loop=1 TO NumPoints
LOCATE Py,Px:PRINT Loop
```

The following retrieves a point from the source file in X,Y,Z format and stores it in the destination file

```
GOSUB ReadPoint
PRINT #2,X,Y,Z
NEXT
LOCATE Py,Px:PRINT "OK. ";SPACE$(10)
Rec=ProxRec+8 ' Point to Number_
Of_Edges.
PushRec2=Rec+2 ' Save EDGE pointer.
GET #1,Rec
NumEdges=ASC(Byte$)*256
GET #1,Rec+1 ' Get low byte of word.
NumEdges=NumEdges+ASC(Byte
e$) ' Complement the integer.
ProxRec=PushRec2+4*Num
Edges ' Beginning FACE.
Rec=ProxRec+8 ' Point to
Number_Of_Faces
GET #1,Rec ' Get high bits of
Number_Of_Faces.
NumFaces=ASC(Byte$)*256 ' Save.
GET #1,Rec+1 ' Get low bits of
Number_Of_Faces.
NumFaces=NumFaces+ASC(Byte$) ' Final
value of Number_Of_Faces.
```

The pointer to the Face information in the source file is saved. The information is then skipped for the moment while the colour table is translated

```
PushRec=Rec+2
Rec=PushRec+6*NumFaces
Token$="CLST"
GOSUB FindToken
Rec=Rec+6
```

```
DIM Colors(NumFaces) ' Prepare to
read Colors Table.
PRINT "Converting color table...";
FOR Loop=0 TO NumFaces-1
GET #1,Rec ' Get the RED value.
Rec=Rec+3 ' Skip the GREEN and
BLUE values.
' I use only the Imagine's RED
value, don't forget!
Colors(Loop)=ASC(Byte$) ' Save the
color.
NEXT
PRINT "OK."
```

Now to return to the Face data and convert it to *Videoscape's* format. First the saved position of the Faces must be restored to the variable 'Rec'

```
Rec=PushRec
PRINT "Number of faces on source
object: ";NumFaces
PRINT "Converting FACES...";
Px=POS(0):Py=CSRLIN
FOR Loop=1 TO NumFaces
LOCATE Py,Px:PRINT Loop
GOSUB ReadFace ' Return Edge1,
Edge2 and Edge3.
Register=PushRec2+Edge1*4 ' Calcula-
te EDGE position according to actual
Edge1.
SWAP Register,Rec ' Point it. (here
is a pointer to PNTS)
GOSUB ReadWord ' Read number of the
first point of the first edge.
L(0)=Word
GOSUB ReadWord ' Second point of
the first edge.
L(1)=Word
SWAP Register,Rec ' Return to FACES.
Register=PushRec2+Edge2*4 ' Calcula-
te EDGE position according to actual
Edge2.
```

```

SWAP Register,Rec ' Point it.
GOSUB ReadWord ' First point of the
second edge.
L(2)=Word
GOSUB ReadWord ' Second point of
the second edge.
L(3)=Word
SWAP Register,Rec
Register=PushRec2+Edge3*4 ' Same to
Edge3.
SWAP Register,Rec
GOSUB ReadWord
L(4)=Word
GOSUB ReadWord
L(5)=Word
SWAP Register,Rec

```

This is the heart of the converter. Any redundant points in the faces are removed

```

ExistingPoints=0
P(0)=-1
FOR Loop2=0 TO 5
  Loop3=0
  WHILE Loop3<ExistingPoints
    IF L(Loop2)=P(Loop3) THEN Skip
    Loop3=Loop3+1
  WEND
  Skip:
  IF Loop3=ExistingPoints THEN
    P(ExistingPoints)=L(Loop2)
    ExistingPoints=ExistingPoints+1
  END IF
NEXT

```

The following sorts the face points into order

```

FOR Loop2=0 TO 1
  FOR Loop3=Loop2+1 TO 2
    IF P(Loop2)<P(Loop3) THEN SWAP
P(Loop2),P(Loop3)
  NEXT
NEXT
A=P(0):B=P(1):C=P(2) ' The three
different points on actual face.
PRINT #2,3,A,B,C,Colors(Loop-1) '
Finally write the face on target.
PRINT #2,3,C,B,A,Colors(Loop-1)
NEXT
CLOSE
CLS
PRINT UCASE$(SourceName$);" conv
erted... press any key to restart."
ERASE Colors
T$=INPUT$(1)
GOTO Parade1

```

The following subroutine asks the user for the name of the file to be converted and the name to be used for saving the resultant file

```

AskFiles:
CLS
PRINT "<ENTER> without a name ends
the program."
INPUT "Source filename (Imagine)
:",SourceFile$
IF SourceFile$="" THEN CLS:END
PRINT "<ENTER> without a name returns
to first question."
INPUT "Target filename (Videoscape)
:",TargetFile$
IF TargetFile$="" THEN AskFiles
RETURN

```

The subroutine 'OpenFiles' opens the first file specified by the user to be read, and opens the second file ready to be written. The first source file, copied to RAM; for speed, is opened as a random access file; the second is a sequential file, its data being saved in a strict order

```

OpenFiles:
GOSUB CheckSource
IF FileErr=0 THEN
  OPEN "RAM:"+SourceName$ AS 1 LEN=1
  FIELD #1,1 AS Byte$
  OPEN TargetFile$ FOR OUTPUT AS 2
  END IF
RETURN
NotExist:
PRINT "Error opening source file."
FileErr=1
RESUME NEXT

```

This subroutine looks at the X,Y and Z coordinates of a point in *Imagine* format and converts them to the equivalent co-ordinates in *Videoscape* format

```

ReadPoint:
GOSUB ReadWord
X=Word:GOSUB ReadWord
GOSUB ReadWord
Z=Word:GOSUB ReadWord
GOSUB ReadWord
Y=Word:GOSUB ReadWord
RETURN

```

This routine reads a single word (two bytes) from the source file. The variable 'rec', which keeps a track of where we are in the source file, is incremented accordingly

```

' Return in "Word" and increment "Rec".
ReadWord:
GET #1,Rec
Word$=RIGHT$("00"+HEX$(ASC(Byte$)),2)
GET #1,Rec+1
Word=VAL("&H"+Word$+RIGHT$("00"+
HEX$(ASC(Byte$)),2))
Rec=Rec+2
RETURN

```

'ReadFace' is used to aid conversion between *Imagine* and *Videoscape's* face formats. The routine returns the three edges read from a triangular face in the source file

```

ReadFace:
GOSUB ReadWord
Edge1=Word
GOSUB ReadWord
Edge2=Word
GOSUB ReadWord
Edge3=Word
RETURN
CheckSource:
ON ERROR GOTO NotExist
FileErr=0
OPEN SourceFile$ FOR
INPUT AS 1
CLOSE
ON ERROR GOTO 0
RETURN

```

This sets up an error interrupt and then attempts to open the user-specified source file to ensure that it exists

The following copies the source file on to the RAM disk for quicker processing

```

TransfSource:

```

```

GOSUB CheckSource
IF FileErr=0 THEN
  Loop=LEN(SourceFile$)
  WHILE Loop>0
    Temp$=MID$(Source
File$,Loop,1)
    IF Temp$="/" OR Temp$=":" THEN
OkExtr
      SourceName$=RIGHT$(SourceFile$,
LEN(SourceFile$)-Loop+1)
      Loop=Loop-1
    WEND
OkExtr:
OPEN SourceFile$ AS 1 LEN=256
FIELD #1,256 AS SourceBlock$
ON ERROR GOTO NotRamDisk
PRINT "Opening RAM: ";SourceName$
OPEN "RAM:"+SourceName$ AS 2 LEN=256
FIELD #2,256 AS TargetBlock$
ON ERROR GOTO 0
IF FileErr=1 THEN
  PRINT "I'm sorry, but I need a
RamDisk available."
  RETURN
END IF
PRINT "Wait..."
FOR X=1 TO LOF(1)/256
  GET #1,X
  LSET TargetBlock$=SourceBlock$
  PUT #2,X
NEXT
CLS
CLOSE
END IF
RETURN

```

```

NotRamDisk:
FileErr=1
RESUME NEXT

```

The subroutine 'FindToken' searches the source file for a string held in the variable 'Token\$'. The variable 'Rec' holds the position of the string in the file; the routine returns 0 if the string is not present, 1 otherwise

```

FindToken:
Pointer=1
Found=0
PRINT "Seeking ";TOKEN$;"..."
Py=CSRLIN:Px=POS(0)
WHILE Rec<=LOF(1)
  GET #1,Rec
  LOCATE Py,Px:PRINT Rec
  IF Byte$=MID$(TOKEN$,Pointer,1) THEN
    Pointer=Pointer+1
    IF Pointer>LEN(TOKEN$) THEN
      Rec=Rec+1
      Found=1
      LOCATE Py,Px:PRINT
"OK.";SPACE$(10)
      RETURN
    END IF
  ELSE
    Pointer=1
    END IF
    Rec=Rec+1
  WEND
RETURN

```

Some program lines have to be split because of our column width. If you see the symbol '↓', don't split the line when you enter the program

Basic  
Amiga 600  
**£279.00**

**NEW PROMOTION**  
8833 Mk II Monitor Genuine UK  
Model Now with Turbo Challenge II  
Promotion. Only **£199 inc VAT**



**CLEARANCE SALE**  
EX DEMO A590's **£199**  
EX DEMO A500's **£199**

In the unlikely event of your maintenance guarantee, then Diamond will offer you an extra cost free own 1 year return warranty from time of purchase

# DIAMOND

## COMPUTER SYSTEMS LTD

REMEMBER, BUYING THROUGH DIAMOND YOU KNOW YOUR SAFE, WE'LL STILL BE HERE NEXT WEEK

**1Mb RAM**  **1Mb RAM**

**PACK**

**THE FANTASTIC ASTRA PACK  
AMIGA 600**  
With 10 Top Games  
& GFA Basic,  
E-Motion, Data Storm, Dungeon Quest,  
Power Play, Grand Monster Slam, Kid gloves,  
RVF Honda, Shufflepuck cafe, Soccer  
& Tower of Babel  
**only £299 inc vat**  
Or with 8833 Mk II Monitor  
+Turbo Challenge II Promotion +lead  
**only £499 inc vat**  
WITH FREE HOME MAINTENANCE  
Free Deluxe Point III + game  
while stocks last  
Add **£49.95** for 1Mb extra RAM  
we cannot be beaten  
on price

**1Mb RAM**  **1Mb RAM**

**PACK**

Captain Diamond's upgraded A600  
packs using the superb 2.5" Conner  
Drives as used in most notebooks  
20Mb only **£399 inc vat**  
60Mb only **£499 inc vat**  
80Mb only **£539 inc vat**  
120Mb only **£599 inc vat**  
Packs include FREE D Paint 3 & Game  
Or with 8833 Mk II Monitor  
+Turbo Challenge II Promotion  
Includes connecting lead  
**ADD £200 inc vat**  
12 month warranty  
Add **£49.95** for 1Mb extra RAM  
If you already have a 600 & want to  
increase your Hard Disk see next page  
Hard Disk repairs are 12 months  
return to base

**1Mb RAM**  **1Mb RAM**

**PACK**

**£100 GAMES VOUCHER PACK  
NEW AMIGA 600**

Fed up with people making up packs  
for you, so as you get 8 great games  
and 2 you hate?  
Well now you can choose your own  
titles up to the RRP value of £100.  
Whether you want budget or the very  
latest release, the choice is yours.  
WITH FREE MAINTENANCE  
**only £349 inc vat**  
Or with 8833 Mk II Monitor  
+Turbo Challenge II Promotion  
**only £549 inc vat**  
we cannot be beaten  
on price

**1Mb RAM**  **1Mb RAM**

**PACK**

**BUSINESS SOLUTIONS PACK  
NEW AMIGA 600**  
Everything you need to be up & running  
with Wordprocessing  
**And 9 Pin Quality Printer**  
+ Text Engine, Flexibase Ledger,  
Amiga Cash, Amiga Fox (DTP) &  
Chequebook Accountant + All AMIGA  
standard features, Mouse etc.  
WITH FREE HOME MAINTENANCE  
**only £399.95 inc vat**  
Or with 8833 Mk II Monitor  
+Turbo Challenge II Promotion  
**only £599.95 inc vat**  
ADD **£75** FOR COLOUR PRINTER  
ADD **£80** FOR - QUALITY 24 PIN PRINTER  
we cannot be beaten  
on price


 **THE ALL NEW EVERYTHING BUT THE KITCHEN SINK PACK  
AN A600 & ALL THIS FOR ONLY £349.95  
& WE WILL EVEN CHUCK IN A JOYSTICK,**

**DIAMOND GIVES YOU MORE BECAUSE WE LOVE OUR CUSTOMERS**

Games 1 Cubba Peterquest Rothalo Scudbuster The Golfows	Games 6 Chess Sheet Chess Tutor Rip Zon	Games 7 Rally II Battle Force	Games 8 Trek	Games 9 Armistand Landscape LVD Sub Attack	Games 10 Cute Slut Cycles Gravly Ware Rot Shanghai	Animation 11 Armyvawker Coyote	Animation 12 Anim Pogo	Animation 13 Aerofoons Tugite	Animation 14 Almanacs Shufflecock	Puzzles 15 Puzz Rubik Word Puzzle Word Search	Games 5 Amito Mega How Paragon	Games 3 Heartbreaker Blackjack Dominoes Solitaire	Games 4 Conner Mistle Cmd Pacmon 87 Trek Titika	Games 2 Air Ace China Ulamation	Games 1 Cubba Peterquest Rothalo Scudbuster The Golfows	Sound 21 Multi Player Octamed	Printer 22 Case Disk Print Print Studio	Laser 18 Arndock Conman Paw	Word Pro 19 Super Spell Text Plus Typing Tutor U Edit	Copyers 20 Roth Copy Free Copy Paul Copy P Copy Super Duper	Picture 25 Fashion Girls Leopard Nymph 83 Nymph 84 Nymph 85 Pic Base Squirrel	Term & Mod 26 Term	Term & Mod 27 NCom	PP Util 28 PPAnim PFL PFLore PFSHOW PPType Tools Deamon	Archives 29 UH Warp P-Compress P-Reader P-Writer	Assorted 30 Mighty Mouse Pchase The Package
--	---	-------------------------------------	-----------------	--	---	--------------------------------------	------------------------------	-------------------------------------	---	---	---	---	---	--	--	-------------------------------------	--	--------------------------------------	---	--	---	-----------------------	-----------------------	---	--	--

### The NEW Adventures Of CAPTAIN DIAMOND

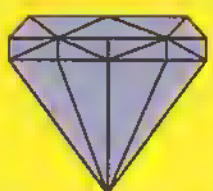
Due to constant ROM variations this software is subject to change.





HITACHI  
CCTV CAMERA  
ONLY 129.95

WANT A 1500  
With Workbench 2.04?  
GOT A 500  
SWAP IT FOR ONLY £399.95  
ALL PRICES INCLUDE VAT



**WARNING**  
Not reading this carefully could seriously  
damage your wealth.  
Big price increases are imminent, buy now &  
save pounds before Christmas.  
Large manufacturers reduced their prices over  
the quiet Summer, some even lost money, but  
PRICES ARE GOING UP SOON.

## CAPTAIN DIAMOND'S 1500 & 3000 CENTRE

## GENERAL ACCESSORIES

**A1500 NEW VERSION**  
All Diamond's 1500's come with Workbench 2.04 and are also supplied with: - Deluxe Paint III, Home Accounts, The Works (Word Processor, Spreadsheet and Database), 3 Games (Puzznic, Tokl & Elf), and a book (Get The Best Out Of Your Amiga).  
A1500 on its own **£529**  
with GVP 8Mb bare board + 52Mb Quantum **£819**  
with 8Mb 0k RAM board + 105Mb Quantum **£978**  
A1500+8833 **£729**

**A1500 Deluxe** includes  
1.3 ROM / 2.04 ROM & Switcher **£589**

**GRAPHICS & VIDEO**  
GVP Impact Vision 24 Bit Card (1500/2000/3000) from **£1550**  
DCTV (Pal Version) **£440.00**  
Rocgen **£89.95**  
Rocgen + **£124.95**  
Rendale 8802 **£119.95**  
Rendale 8806 RGB **£499.00**  
Commodore 2300 Int **£499.00**  
G2 **£575.00**  
G2+ **£999.00**  
Video Pilot V330 **£999.00**  
Phillips Editing System **£399.00**

**Out Of Memory?**  
8Mb RAM Board for A1500 or 2000 Arles Board 0Mb **£79.95**  
for each 2Mb RAM add **£69.00**

**ROCHARD 52Mb** **£349.00**  
**EMULATORS**  
New Commodore 386-20 **£439.99**  
The new GVP 16MHz PC-286 **£239.99**  
Vortex AT Once Plus 16MHz **£214.99**

**MICE**  
Naksha Upgrade Mouse **£22.95**  
New Roboshift, Auto sensing Joystick/Mouse switch box **£13.95**

**MEMORY UPGRADES**  
A500 Plus 1Mb Expansion **£39.95**  
New A600 1Mb Expansion **£54.95**  
Supra 500RX 2Mb Expan. (500/500+) **£139.95**  
512K RAM Expansion + Clock (500) **£24.95**  
Above without clock **£19.95**  
1.5Mb Mb Expansion (Not Plus) **£79.95**  
1 Mb Expansion (600) **£39.95**  
1 Mb Expansion with Thru-Port (500) **£49.95**

**THE NEW COMMODORE AMIGA 3000**  
25MHz processor, 100 Mb hard disk,  
4Mb Fast RAM, 2Mb Chip RAM.  
**£1995.00 INC VAT**  
Phone for PX pricing

**DISK DRIVES**  
AMIGA Internal **£49.95**  
Slimline **£49.95**  
Ultra slim **£54.95**  
CDTV drive **£64.95**  
NEW Rocite Slimline with no click & Virus protection on track 0. **£59.95**

**INTERNAL DRIVE KIT**  
Replacement A500 internal 3.5" drive kit, fully compatible with 1Mb unformatted capacity. Comes with easy to follow guide **£49.95**

**A500 ROM SWITCHER**  
Switching between versions of Kickstart on your A500 is could not be easier than with our new ROM switcher. **£9.95**  
Kickstart 1.3 ROM (supplied separately) **£29.95**  
Kickstart 2.4 ROM (supplied separately) **£39.95**

### GVP HARD DRIVES / ACCELERATORS

**AMIGA 1500 / 200 HARD DRIVE**  
Impact Series II HC8+ Control Corrd only **£134.99**  
Impact Series II HC8+ & 52Mb Hard drive **£279.99**  
Impact Series II HC8+ & 120 Mb Hard drive **£419.99**  
Impact Series II HC8+ & 240Mb Hard drive **£639.99**  
Impact Series II HC8+ & 420Mb Hard drive **£1169.99**

**AMIGA 1500 / 2000 ACCELERATOR CARDS**  
G-Force 030-25MHz with 1Mb 32-Bit RAM **£549.99**  
G-Force 030-40MHz with 4Mb 32-Bit RAM **£899.99**  
G-Force 030-50MHz with 4Mb 32-Bit RAM **£1269.99**  
G-Force 040-28MHz with 2Mb 32-Bit RAM **£1699.99**

**AMIGA A500 HARD DRIVES**  
GVP Series II HD+ 52MB **£354.99**  
GVP Series II HD+ 105MB **£469.99**  
GVP Series II HD+ 240MB **£734.99**

**GVP COMBO ACCELERATOR SERIES FOR THE AMIGA A500**  
A530 Combo 40MHz + 52Mb H/D **£699.99**  
A530 Combo 40MHz + 120Mb H/D **£849.99**  
A530 Combo 40MHz + 200Mb H/D **£1039.99**  
68882 Co-Processor for A530 **£234.99**

**GVP MEMORY RAM MODULES**  
Series II RAM 8 RAM Card for Amiga 1500/200 with 2Mb **£149.99**  
32 bit 60ns 1Mb SIMM for Accelerator Cards **£64.99**  
32 bit 60ns 4Mb SIMM as above **£179.99**

**TRACKBALL**  
One hand control unit, after using this you will never want a mouse again **£29.95**

**POWER SUPPLY**  
Commodore A500 A600 PSU with the switch mode **£39.95**

**SOUND EXTRAS**  
Amiga Sound Enhancer **£35.99**  
Stereo Speakers **£39.95**

**COMPONENT SHOP**  
QUANTUM H/DISKS IDE SCSI  
52Mb **£169.95** **£179.95**  
120Mb **£269.95** **£279.95**  
2 year warranty

SYQUEST DRIVE  
Removable cart. 44Mb 28ms **£299.00**  
CONTROLLER for above add **£69.95**

ROM Switcher Now Available  
1.3 - 2.04 ROM Switcher **£9.95**  
1.3 ROM available @ **£29.95**  
2.04 ROM available @ **£39.95**

\* PX Offer on page 1. Must be in good working condition with 1Mb RAM. Judgement of condition subject to manager discretion

**CAPTAIN'S CHIP SHOP**  
4X256K DRAMS For A590's etc **£3.50**  
1X1MB DRAMS For 8up/Supra **£3.50**  
1x9Mb SIMMS For NEXUS/GVP/Rochard **£34.99**  
4x9Mb SIMMS For GVP etc **£159.99**

**AVIDEO 24**  
24-bit graphics for the A500. 768x580 quality resolution, 16.8million colour frame buffer. Small easy to fit circuit board. Fully genlockable. Runs on standard A50 (1Mb chip RAM). With 24-bit paint package (TV Paint). Allows picture in picture **£589**

**REMBRANDT**  
24-bit colour. 16million colours. Fits both A1500/2000 **£1490**


**CAPTAIN DIAMOND'S ULTIMATE A600 HARD DISK OFFER**  
**A600 Upgrade Hard Disks**  
20Mb (limited stock) **£149.95**  
60Mb **£199.95**  
80Mb **£249.95**  
120Mb **£299.95**

Turn your A600 with a single floppy drive into the ultimate machine with a Hard Disk  
12 months return to base.  
Only **£29.95** for fitting by one of our qualified engineers.

**CONTROL CENTRE**  
Turn your Amiga into the ultimate hi-tech integrated workstation environment **£34.99**

**MONITORS & TV'S**  
8833MkII + Turbo Challenge II promotion **£199**  
CBM 1960 Monitor **£449.95**  
CBM Flicker Fixer **£299.95**  
Panasonic 1381 multisync **£275**  
Phillips TV/Monitor **£249**  
Phillips 3350 51" remote control **£3499.99**  
Phillips 86cm matchline 100Hz widescreen **£2499.99**  
New Philips Designer cube TV/Monitor **£279**  
Phillips 14" SVGA monitor, suitable for use with A3000 or 1500 with flicker fixer **£229.95**  
Please add **£14.95** for connecting lead

**NEW CDI FROM PHILIPS** **£599**



**THE DIAMOND PRICE PLEDGE**

Whilst buying goods from us, you can show us a better price for the same goods in stock with one of our UK competitors then we will match it.

Even if our prices have increased we will match the price in this advertisement on items in stock as long as you bring this advert with you.

This pledge applies only to customers relying on this advertisement before the 10th day of the month of publication. It does not apply to competitors prices offered in closing down or stock clearance sales.

JAMES STEVENSON - 1993

JAMES STEVENSON - 1993

MUSIC X  
£44.95

P/X your old 500  
for a new Amiga 1500  
with Workbench 2.04  
for only £399.95  
ALL PRICES INCLUDE VAT



Part exchange ex demo  
A500 with 3 months warranty,  
£199.95  
Ex demo A590's from £199.95  
ALL PRICES INCLUDE VAT

DISK  
ONLY  
40p EACH

# CAPTAIN DIAMOND'S PERIPHERALS PAGE

Printer Driver Disk for your Amiga, £5.00 (Please specify model)

APPLICATION	SOFTWARE
<b>Graphics &amp; Digiising</b>	<b>Wordprocessing &amp; DTP</b>
Deluxe Paint IV £59.99	Transwrite £29.99
Digi view Media Station £119	Kindwords 3 £34.99
Intro CAD Plus £64.99	Pen Pal £44.99
X CAD 2000 £89.99	Wordsworth V1.1 £79.95
X CAD 3000 £239.99	Excellence 3 £79.95
Image Master £106.99	Home Office Kit £49.95
Image Finder £39.95	Pagesetter 2 £39.99
Vista £64.99	Page Stream 2.2 £129.95
Pro Vista £64.99	Saxon Publisher £159.95
VDI Amiga Colour Solution £99.00	Propage 3 £139.95
Pro Draw 3 £89.95	
<b>Music, Midi &amp; Sound</b>	<b>Development &amp; Utilities</b>
Audio Engineer +2 £189	AMOS Starter Pack £39.95
Audiomaster 4 £44.99	Easy AMOS £24.99
Bars & Pipes Pro £174.99	AMOS 3D £29.99
Dr T Copiest Apprentice £69.99	AMOS Compiler £24.99
Dr T KC5 Level II V3.5 £179.95	Cross Dos £34.99
Music X 1.1 £44.95	Dos 2 Dos £24.99
Stereo Master £29.95	Disk Master £34.99
Pro Midi 2 Interface £19.99	Dev Pack 3 £49.95
Techno Sound Turbo £34.99	Directory Opus £24.99
<b>Video Titling</b>	Lattice C 5.1 Dev Syst £159.95
Amiga Vision £49.99	Quarter Back V5 £34.99
Big Alternative Scroller £39.95	Superbase Pro 4 £149.95
Broadcast Tiller 2 £174.99	X Copy Pro 5.2 £29.95
Font Pack 1 for above £74.99	Hi Speed Pascal £69.95
Font Pack 2 for above £74.99	Hyper Book £39.99
Pro Video Post £174.99	<b>Accounting</b>
TV Show £49.99	Home Accounts 2 £34.99
TV Show Pro £59.99	System 3 £39.99
TV Text Pro £69.95	Area Accounts £89.99
Video Director £99.00	Pro Calc £99.99
Can Do V1.6 £74.99	Advantage £34.99
Show Maker £149.00	Day By Day £24.99
Scala 500 £69.99	<b>Educational</b>
Scala Pro £175.00	A D I Maths 11-12 £19.95
<b>Animation &amp; Rendering</b>	A D I Maths 12-13 £19.95
Art Dept. £44.99	A D I English 11-12 £19.95
Art Dept Pro 2 £119.95	A D I English 12-13 £19.95
Imagine 2 £174.99	Distant Suns 4 £49.95
Map Master for Imagine £44.99	Fun School s (Each) £19.95
Presentation Master £169.95	GB Route £49.95
Surface Masler for Imagine £24.99	
Real 3D Beginners £84.99	<b>APPLICATION STAR BUYS</b>
Real 3D Pro £229.95	Pen Pal £44.99
Sculpt Animate 4D £199.95	Wordworth 1.1 £79.95
<b>CLUB MEMBERS PRICE ONLY</b>	Home Office Kit - Includes
(Prices are already discounted)	Spreadsheet, Database &
	Word Processor £49.95

DOT	MATRIX	PRINTERS
STAR LC20 £133.77	CITIZEN SWIFT 224 £204.95	
STAR LC 200 £194.94	CITIZEN SWIFT 224 COL £222.30	
STAR LC 24/200 COL £237.77	CITIZEN SWIFT 24E COL £254.95	
STAR XB 24 200 COL £388.92	CITIZEN SWIFT 24X £379.95	
STAR XB 24 250 COL £466.47	SEIKOSHA SP 1900+ £109.95	
CITIZEN 124/D £115.95	SEIKOSHA 24 PIN SL90 £175.07	
CITIZEN SWIFT 9 £174.95	PANASONIC KXP 1123 £175.07	
CITIZEN SWIFT 9 COL £184.95	NEW PANASONIC	
CITIZEN SWIFT 9X £249.95	2180 COLOUR PRINTER £199.95	
<b>INK JET PRINTERS</b>	<b>LASER PRINTERS</b>	
HP PAINTJET £694.95	Oki 400 £527.57	
HP DESKJET £339.58	NEW Oki OL410 1Mb	
HP DESKJET COL £504.08	inc. HP III P Emulation £703.83	
STAR SJ48 £232.65	OKI LASER 810 £1098.62	
CANON BJ10EX £198.58	OKI LASER 830	
CANON BJ 20 £316.08	Postscript 2Mb £1284.27	
CANON BJ300 £351.33	OKI LASER 840	
CANON BJ330 £499.95	Postscript 2Mb £1491.07	
<b>AMIGA BOOKS</b>		
Advanced S. Prog. Guide £24.45	Disk Drives Inside & Out £20.95	
3D Graphics Prog. Basic £13.95	Amiga For Beginners £12.95	
Amiga Basic Inside & Out £17.45	Graphics Inside & Out £24.45	
Amiga C Advanced Prog. £24.45	Machine Language £13.95	
Amiga C for Beginners £13.95	Printers Inside & Out £24.45	
Amiga DOS Inside & Out £13.95	Systems Prog. Guide £24.45	
Amiga Dos Quick Ref. £6.95	Best Tricks & Tips £13.95	
Desk Top Video Guide £13.95	Mokino Music On Amiga £24.45	
<b>TOP 10 TITLES</b>		
Sensible Soccer £19.49	<b>CLUB MEMBER PRICE ONLY</b>	
Secret Monkey Island II £28.49	Why don't you join	
Myth £19.49	Captain Diamond's	
Civilisation £26.24	Discount Club and save a	
Striker £19.49	fortune on all your games	
Hook (1Mb) £19.49	<b>Personal callers only</b>	
Fire & Ice £19.49	Normal saving off RRP	
Championship Tennis £18.74	<b>25%</b>	
Lure Of The Temptress £23.24		
Push Over £19.49		
<b>AMIGA BUDGET TITLES</b>		
E-Motion, Dungeon Quest, Shufflepuck Cafe, Tower of Babel,		
Data Storm, Grand Monster Slam, Powerplay, Soccer, Kid Gloves,		
Predator 2, Corv-Up, Corporation, Cadover, Line of Fire,		
Teenage Mutant Ninja Turtles, Back To The Future III, Gunship,		
Mike Reads Pop Quiz, Gazza II, Monly Pythons Flying Circus.		
<b>ANY FIVE BUDGET TITLES FOR ONLY £20 OR £5 EACH</b>		

## DIAMOND SHOPS AROUND THE UK

232 Tottenham Ct Rd London W1 FAX 071580 4399	443 Gloucester Rd Bristol Tel 0272 522044 FAX 0272 521738	<b>HEAD OFFICE</b> 84 Lodge Road <b>Southampton</b> Tel 0703 232777 FAX 0703 232 679
1045 High Road Chodwell Heath Romford Tel 081 597 8851 FAX 081 590 8959	1022 Stockport Rd Manchester Tel 061 257 3999 FAX 061 257 3997	<b>UK CORPORATE SALES OFFICE</b> TEL 0703 333184 or 0703 336277 FAX 0703 232679 CONTACT SHARON, DAWN/BARBARA EDUCATION/ GOVERNMENT
144 Ferry Road Edinburgh Tel 031 554 3557 FAX 031 554 2115	406 Ashley Road Poole Dorset Tel 0202 716226 FAX 0202 716160	
<b>LONDON CORPORATE SALES</b> Sorun Duffy 071 5804355 Fax 071 580 4399		14 DAYS ADD 2%, 30 DAYS ADD 5%

## HOW TO ORDER

Simply telephone through your order, giving your Access or Visa card number, or send a cheque or postal order to your local shop.  
**MAIL ORDER Phone 071 580 4355.** Prices include VAT unless otherwise stated  
**Minimum Courier Service £11.75.** (Corporate Sales, only order under £250 subject to £10.00 Admin charge) Allow 10 working days for cheque clearance. Bankers drafts clear same day. All prices are correct at time of going to press but are only valid until the 10th day of month of publication due to magazines coming out four weeks earlier than issue cover date.

## THE DIAMOND PRICE PLEDGE


If, whilst buying goods from us, you can show us a better price for the same goods in stock with one of our UK competitors then we will match it.

Even if our prices have increased we will honour the price in this advertisement on items in stock as long as you bring this advert with you.

This pledge applies only to customers relying on this advertisement before the 10th day of the month of publication. It does not apply to competitors prices offered in closing down or stock clearance sales.

MAIL ORDER HOTLINE: PHONE 071 580 4259

# No more spanners in the works



**High performance integrated software with Micro Systems' The Works Platinum**

**E**uropress Software is rightly making a lot of fuss about *Mini Office Amiga* (previewed in *Amiga Shopper 17*); it is a great budget package for the business on a shoestring. All the same, let's not forget it was Micro Systems Software which brought the first true integrated package to the Amiga in the form of the *Works*. Version 1.5 is reviewed here, although it premiered way back in 1991, making it quite ancient by today's standards. Nevertheless, careful programming has stood the test of time and *The Works*, performs on the latest A500 Plus machine just as well as it worked on the original.

## INSTALLATION

Installing *The Works* is a breeze. Considering this system's age, it still puts many others to shame with its clear simplicity and precise verbosity. Beginners can let the install process do it all for them, experts override one or more settings at the click of a mouse. Once up, *The Works* comes with four main modules – spreadsheet, word processor, database and communications – plus some supplementary utilities: *Sideways* (sideways spreadsheet

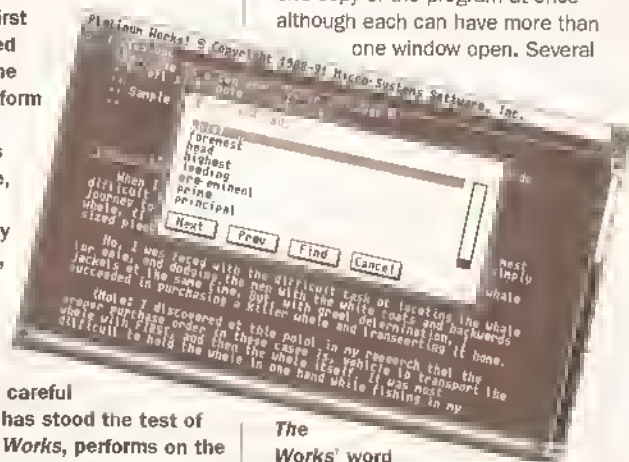
printing), *Spellmate* (supplementary dictionary editor) and *DbMerge* (concatenate databases).

All are available from a simple, uncluttered menu-based front end:

although opening a file type opens the correct module. Clinching proof that *The Works* was designed as a completely integrated system is the fact that each module has a separate menu item to activate the host module.

Memory permitting, (*The Works* requires a frugal 512K, thanks to intelligent use of a shared library) it is possible to launch two or more of the modules and multitask them – switching between each one simply by arranging the screens.

A useful feature, especially for beginners, is that it is not possible to accidentally launch, start, more than one copy of the program at once – although each can have more than one window open. Several



**The Works' word processor module, Scribble, is ideal for bashing out lots of text**

other mainstream applications spring to mind that could benefit from the addition of this simple, but very user-friendly feature.

## WORD PROCESSOR

*Scribble* users will recognise this one straightaway because that's basically what it is.

*Scribble* has always been a word processor and, like *Arnor's Protext*, does not pretend to be anything else. So if you want a text and graphics WYSIWYG display, this one is not for

**The Works Platinum is often mentioned in passing, rarely discussed in detail – Mark Smiddy examines the main competitor to Mini Office Amiga**

### BEGINNERS

What is an integrated package?

### BEGINNERS START HERE

### BEGINNERS

you master one, you will be well on the way to

mastering the others. In business anything that makes things easier has got to be a good thing.

*So are there any disadvantages then?*

As we say in *Amiga Shopper*, "yer gets what yer pays for." Face it, no-one buys a Skoda Estelle and expects it to go like a Porsche 944. More or less the same situation applies to integrated software like *Mini Office* and *The Works*.

With the budget package, you can expect to get reasonable performance but possibly a high level of inter-module self-reliant integration. (That's just a fancy way of saying, how well the modules exchange data with other systems). The higher priced system will be much less reliant on data from itself and more relaxed about the formats it can read.

Bundled software can be something of a mixed bag in this respect. For instance, some modules might be able to read and write ASCII data while others only accept their own formats. There is nothing wrong with this, but it can limit the usefulness of some modules or just make them harder to use.

On the upside, getting a bundle may be a good way of obtaining something you badly need with some supplementary software you can use if the need arises. The strength of Gold Disk's *Office* bundle is the *Advantage* spreadsheet.

Many suppliers would have you believing that an integrated package is no more than a bundle of old titles re-named and bundled together in the same box. This is not the case: a truly integrated package should be run from a common interface and have a "look and feel" common to all the modules. Also, any one module should be able to exchange data easily with any other – and the emphasis there is on *easy*! In practical terms every possible combination is not always viable or even useful. For instance it would be unusual to need to send data from a spreadsheet directly to the communications system.

*How can I tell a package is integrated and not just a bundle?*

In most circumstances, you can't. The best way is to read the reviews or ask someone who knows. A typical example of a bundle is Gold Disk's *Office* – and while there's nothing wrong with it, *Office* cannot claim to be truly integrated. Just for the record, it contains a neat little word processor, mediocre flat-file database, simple desktop publisher and a first rate spreadsheet.

*What is the advantage of an integrated system over a bundled one?*

Mainly the common interface. This helps you get to grips with each module faster because once

you. (MSS produces *Excellence!* which does that job). As a word processing engine for bashing out lots of text it's ideal – and simple IFF

text, numeric, date and logical. Text fields can be up to 254 characters wide and numeric ones support 16 digits including the decimal point.

Numeric fields support basic calculations including exponentiation and parenthesis; and another field name can be used as a variable (like the spreadsheet). Enthusiasts can use many of the spreadsheet functions within fields too.

Reporting facilities are more basic than power databases such as *Superbase Personal 2*, but quite adequate for most users. Similarly, the mail-merge is simple but does the job. Frankly, few people need more power or features than this – and those who do should buy a custom package such as *Superbase Professional*. Among flat-file databases though, this one is a real star.

**SPREADSHEET**

The shining star in *The Works* is its spreadsheet, also known in another guise as *Analyse!*.

Users familiar with systems such as *Lotus 1-2-3* and *As-Easy-As* on the PC will feel instantly at home with the menu and "slash"

which doesn't recognise the WKS format. Just 40 functions put it well behind major spreadsheets, but the most useful ones are included – besides, enterprising users can soon construct their own.

The spreadsheet module incorporates the graphics facilities – which as you may remember are a separate entity in *Mini Office*. This might seem limiting, but data can be cut from another module and pasted directly into the spreadsheet for graphics. This approach is more conventional than the stance taken by *Mini Office*, and works very well on other systems such as the Macintosh. There is no overall advantage to either method, they are merely different sides of the same coin.

What makes the spreadsheet so powerful is its extensive macro language. In essence, any slash command that can be entered at the keyboard can be programmed as a macro call. A special macro (/O) is automatically executed as the sheet is opened making it useful for presentations and rolling demonstrations.

**COMMUNICATIONS**

The telecommunications module is in a class of its own – not least

because it offers speeds from 300 to a claimed maximum of 57,600 baud! Generally speaking the Amiga's hardware is only good up to 19,200 and it gets a bit glibly at those speeds unless you use hardware handshaking. (See our regular comms column by Phil Harris for more information).

So much for the blurb on the box. Anyone can claim speeds few people will ever use – but the Comms module is no toy. It offers a 40 number dialling directory, programmable macro keys (20 per number) plus all the common transfer protocols: X, Y, WX and ZModem plus Compuserve B, Kermit and SADIET™ – MSS's proprietary transfer protocol. ZModem is an essential if you use

any serious BBS like CIX for instance. Emulations include 8-colour ANSI, VT52, 100, 102 and Tektronics 4010 – but does anyone still need some of these, I wonder?

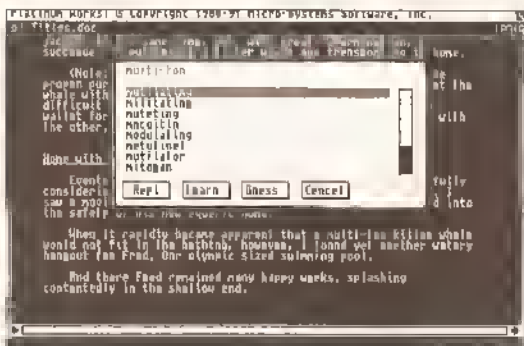
A full macro (scripting) language is included so you can automate long log-on sequences. The package can even be programmed to log you on to a remote system, download all your mail, messages and so on and log you off. A special delay function can

be used to time the logon to activate at some specific time – while you are out, away on holiday or even asleep; dates are not supported though.

**CONCLUSION**

*The Works* has been around for quite some time now – but it still makes a very fair showing against even recent competition. Overall the modules are slicker than *Mini Office* and generally offer more and better features; this is, of course, reflected by the higher price.

Insofar as the front-end is concerned, *The Works* looks rather dated but this should not be seen as a disadvantage – it is still clean, clear and it does the job. Many users will probably prefer this approach to the more flowery, 3D bas-relief in vogue at the moment. Although less attractive, the spartan look is faster to draw – and that means the programs can perform better. In summing up, I can only say, love it or hate it, *The Works* is a classic which simply cannot be passed over as being past its sell-by date. *Mini Office* is pretty and cheap, *The Works* is more powerful and means business – let battle commence. **AS**



The Scribble spell checker comes adrift when it attempts to guess what it was you meant to type...

graphics can be inserted at print time.

One particular drawback is that the size of any document is limited by the available memory and *Scribble* does not offer any facility to automatically link multiple documents; this should not pose any major problems for most users though. *The Mini Office* word processor has a simpler, more graphical front end but *Scribble* is faster in general and the spelling and thesaurus sections are better.

The 80,000 word spelling checker is based on a Collins UK English dictionary. It is, however, less than good at guessing what you meant to say. In comparison, the thesaurus is in a different league, not only does it give the synonyms for a word, but also the type of word: noun, adjective, adverb and so on – as defined by the headword.

One thing which is worth mentioning is the slightly eccentric way in which *Scribble* performs cut and paste (editing) operations. Most word processors use a drag selection procedure – in which you hold the left mouse button and move the mouse over a rectangular area of text. *Scribble* works in much the same way only each operation – cut, paste, copy – activates a special mode, shown by the mouse pointer. This will be a little alien for experts who will more likely be used to selecting text first, then the operation. In practice though, *Scribble's* method is simple and perfectly usable; dare I say better?

**DATABASE**

The database module was also sold separately under the *Organise!* banner. Although a relatively simple flat-file affair, MSS claims it will handle up to 128 fields with 4.2 billion records – and it's file compatible with Ashton-Tate's multi-cloned *DBase III*.

Four field types are supported:



Above: the database module is a breeze to get to grips with

Below: the spreadsheet module. Data can be cut and pasted from other modules for graphics

command interface. In fact, *Analyse!* will read and write the dated, but widely used, WKS format developed by Lotus for its spreadsheets. This takes it at least one step ahead of its closest competitor *Mini Office*

**SHOPPING LIST**

The Works Platinum ..... £79.95  
 by Micro Systems Software  
 1279B Forest Hill Blvd  
 Suite 202  
 West Palm Beach  
 Florida 333414  
 ☎ 010 407 790 0770

Available from:  
 HB Marketing  
 Unit 3, Poyle 14  
 Newlands Drive  
 Colnbrook  
 Slough, Berks  
 SL3 0DX  
 ☎ 0753 686000

**CHECKOUT THE WORKS PLATINUM**


**Ease of Use** ●●●●○  
 The spreadsheet module, like most, is heavy going at first.

**Interface** ●●●●○  
 Looks very dated, but it works well.

**Documentation** ●●●●○  
 Brilliant and plenty of it – installation even details popular hard disks. Not quite up to date with the program though.

**Price Value** ●●●●○  
 Extra features make it worth the extra 20 quid over *Mini Office* if you can afford it.

**Overall rating** ●●●●●  
 Quite superb – a true Amiga classic.



# AMIGA REPAIRS

VISA

## JUST £44.95 inc.



- ★ Commodore registered
- ★ Over 10 years experience with Commodore computers
- ★ Up to 20 qualified technician engineers at your disposal
- ★ We will undertake to repair your Amiga 500 computer for just £44.95 including parts, labour, VAT and post & packing
- ★ **Some computers should be repaired within 24 hours of booking in.**
- ★ Prices include full service check, overhaul, soak-test and replacement of power supply unit if necessary
- ★ Repairs to keyboard and disk drive also included (£15 extra if these units are unrepairable and require complete replacements)
- ★ All repairs covered by a 90 day warranty

Upgrade your Amiga from 512K to 1Mb of memory for just £25.00

**SPECIAL EXCLUSIVE OFFER:**

If you submit your computer to ourselves for repair, enclosing this advert along with just an additional £25, we will supply and fit a 512K memory expansion at no extra cost.

How to take advantage of this exceptional offer: simply send or hand deliver your machine to the workshop address detailed right, enclosing payment and this advert and we will do the rest. (If possible please include a daytime telephone number and fault description).

\* If you require 24 hour courier to your door, please add £5 else your computer will be sent back by contract parcel post.

## WTS ELECTRONICS LTD

STUDIO MASTER HOUSE

CHAUL END LANE

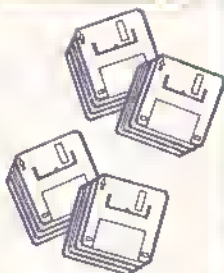
LUTON, BEDS, LU4 8EZ

Telephone (0582) 491949 - (6 lines)

WTS reserve the right to refuse machines that in our opinion are beyond reasonable repair. Normal charge applies.

### PREMIUM BULK 3.5" DS/DD DISKS

25	10.99
50	20.50
100	36.99
250	84.99
500	164.99



ALL DISKS ARE FULLY GUARANTEED AND ARE COMPLETE WITH LABELS

### 3.5" SUPERIOR LOCKABLE DISK BOXES

100 Capacity	4.49
120 Capacity	6.49

### 3.5" PREMIUM DISKS WITH OUR BOXES

100 Cap. box + 50 3.5" DS/DD	24.49
120 Cap. box + 100 3.5" DS/DD	42.99
90 Cap. Bank box + 50 3.5" DS/DD	29.49

### 3.5" BANK BOX - 90 CAPACITY

A SUPERB PRODUCT WHICH IS BOTH LOCKABLE AND STACKABLE

ONE	9.95
TWO	18.95
THREE	26.95

On stand 4710 at:



# SNAP COMPUTER

## SUPPLIES LTD

## HOTLINE

# 0703 457111

### REBBIENS - POST FREE

Full Mark Brand	2 off	4 off
	PRICE EACH	
Citizen 120D/124D Swift 24	2.75	2.55
Citizen Swift 24 Colour (original)	15.00	
Panasonic KXP 1080/1123/1124	3.25	3.05
Star LC10/LC20	2.60	2.40
Star LC10-4 Colour	5.90	5.70
Star LC24-10	2.95	2.75
Star LC24-10 Colour (original)	12.50	
Star LC200	3.00	2.80
Star LC200 Colour (original)	11.50	
Star LC24-200	2.95	2.75
Star LC24-200 Colour (original)	12.50	
Ribbon re-ink	12.95	

### ACCESSORIES - POST FREE

Amiga External Drive	49.99
A500 ½MB upgrade with clock	23.99
A500 ½MB upgrade without clock	21.99
Mouse Mat	2.99
Mouse Holder	2.99
Roll 1000 3.5 Disk Labels	8.99
Amiga A500 dust cover	3.50
Phillips monitor cover	3.99
Star LC10, Star LC20 covers	
Star LC24-10, Star LC24-200 covers	3.99

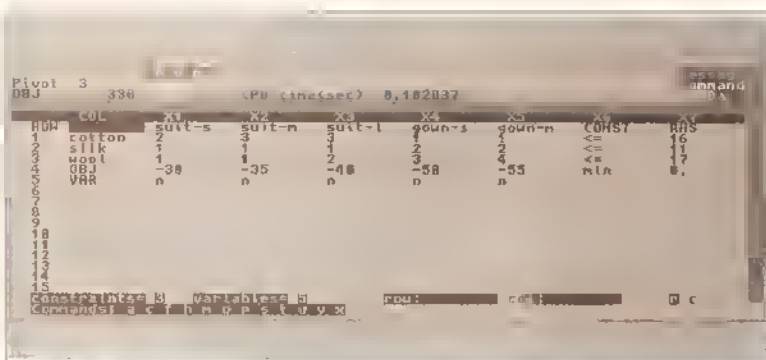
All products are subject to availability - All prices include VAT. Please add £3.50 p+p for disks and boxes. E&OE.



SNAP COMPUTER SUPPLIES LTD Fax: 0703 457222

Unit 16, The Sidings, Hound Rd, Netley Abbey, Southampton SO3 5QA





Is LPCalc really the future of spreadsheets and databases?

# LPCALC

**Solid Gold Software makes some bold claims for LPCalc – Mark Smiddy asks whether it really is a universal business panacea**

**T**he blurb on the back of the packaging grandly proclaims that *LPCalc* is: "Beyond spreadsheets! The next generation of productivity software..." Typical applications listed for *LPCalc* include: production scheduling; portfolio selection; hospital diets and even tactical planning. For those into "buzz" it sounds like the final solution – certainly such phraseology is guaranteed to bore the pants off interesting guests at parties – but what does it all mean?

*LPCalc* is a linear programming calculator. A what? I'd never heard of such a thing either – and considering most of my computer literate colleagues also shrugged shoulders, I decided *LPCalc* had to be worth closer investigation. To quote the manual, "There is no more powerful programming tool available on any machine at any price". Oh dear, sounds as if someone has been free basing hype.

## LPCALC ON TEST

Shaken but undeterred, I booted the package which promptly crashed the machine. Solid Gold says *LPCalc* requires 1Mb (it even comes with a special A3000 version), but, try as I might, only the 512K version worked on my 3Mb A500 Plus. Now then, where is that "friendly graphical user interface" mentioned in the manual?

Come to that, where are the menus? There aren't any! Let's get down to some basics: *LPCalc* does not have any menus and the nearest thing it has is a list of one letter commands. It does not understand the mouse – and although the cursor keys work some of the time, "Enter" on the numeric keypad does not.

If Solid Gold defines this sort of front end as friendly I would hate to be on its Christmas card list.

## CALCULATION

So what is this linear programming stuff all about? Well the idea is to define a problem as a set of constraints (limits if you like) and their control plus the variables the decision will be based upon. *LPCalc* then uses these to work out a solution for the problem using a linear algorithm.

Instantly you can see the problem: business people want a computer to do all the work – that, after all, is what they are there for. However, although linear programming does require a lot more thought than a spreadsheet it can solve some interesting problems once they have been defined.

It's no accident that *LPCalc* looks

like a spreadsheet – it was designed that way. Theoretically that should make it a lot easier to use – but that is only part of the problem. *LPCalc* does not understand even basic point-and-click methods, so the spreadsheet-like look and feel boils down to something horribly reminiscent of an ancient PC application.

## CALCULATING DECISION

A simple example in the manual quotes a tailor who is making suits in three different sizes, and gowns in two others. Each garment makes a specific requirement on materials. For instance: a medium sized suit requires one square yard of silk, one of wool and three of cotton. These values (and the amount of each in storage) form the constraints.

The decision variables are the types of clothing – there's five in this example – and each one determines a set of three constraints. The types of constraints are set up as: limitation (<=); exact requirement (=); and equal to or greater than (>=). Variables in the RHS (right hand side) column set the limits for those.

## COST ANALYSIS

The objective coefficient in this problem is defined as the cost of each garment and appears below each type in the OBJ row. The final objective appears below the constraints in the CONST column and is the maximum number of garments to create in order to get the most profit from the current inventory.

Enough of that, see the screenshot for a complete example.

The calculation is completed in under a second – and a few button pushes later, you can examine the results, but the units have to be defined separately (a tediously slow job) so

they are meaningless at this stage. Once done though, *LPCalc* does some of the work defining the units-per-whatever. For this example, materials can be examined in pounds-per-square yard. More interestingly, it will also provide further information. The best profit available from this data set is £330 by making two small suits, three large suits and three small gowns. It can even provide the break-even prices for the individual materials, how much will be left over and so on.

What use is all this information? Quite a lot if you have the slightest idea of how to define and use linear equations – non-whatsoever if you don't.

Solid Gold has missed a golden opportunity here by assuming the

whole world knows everything there is to know about linear programming. The truth is, most people do not. A detailed description of the theory behind linear programming – written in plain English – and a comprehensive glossary of terms must be added to the manual. Also, the shocking front end needs major improvements.

## CONCLUSION

*LPCalc* is without doubt one of the worst programs I have ever seen on the Amiga. If it were an ancient PD or shareware release I could have some sympathy, but people are being charged money for what amounts to a relatively recent program. I cannot claim to be so much as a neophyte at linear programming, but despite experience programming real applications in languages such as C, ARexx, several versions of BASIC and assembly code I could not get my teeth into *LPCalc*.

Masochists with a penchant for linear programming will enjoy this, everyone else should leave it well alone. Think of the current incarnation as "work in progress" because with a much better manual and greatly improved front end to complement the impressive linear programming engine, *LPCalc* could be incredibly useful. **A5**

### SHOPPING LIST

**LPCalc** ..... **£49.70**  
 by Solid Gold Software  
 116 Parway Drive  
 Arlington Park  
 Huntingdon, W Va 25705

**Distributed in UK by:**  
 HB Marketing, Unit 3,  
 Poyle 14, Newlands Drive,  
 Colnbrook, Slough,  
 Berks SL3 DDX  
 ☎ 0753 686000

### CHECKOUT LPCALC

**Speed** ●●●●○  
Very fast at what it does.

**Interface** ●○○○○○  
Appealing to look at and very difficult to use.

**Documentation** ●○○○○○  
Poor layout and far too "clever" for its own good.

**Price Value** ●●●●○  
Cheap enough if you have a use for it.

**Overall rating** ●○○○○○  
Useless, unless you already know how to use it.

# NORTH-EAST AMIGA-USERS

\* Don't send away for it.....**WAIT!**  
 \* Visit our showroom first for.....  
 \* A500, A600 & 1500 Packs,  
 \* Books, Software,  
 \* Upgrades, Spares,  
 \* Drives, Printers,  
 \* Accessories  
 \* Repair Service  
 \* Advice  
 \* Demo's  
 \* Discs

**AMIGA**

**Access**  
**VISA**

**QUALITY OF SERVICE  
COMES FIRST AT:**

Mon-Sat  
9.30 to 5.00  
091-510 3300  
091-510 3939

Advance Electronics (NE) Ltd  
1 Victoria Place, St Marks Road,  
Millfield, Sunderland, Tyne & Wear

## PARENTS!

Help is at hand with Maths, Spelling and Word skills for your 7 to 14-year-old.

The Secretary of Education, U.K., Feb. 1992, recommends: *Old-fashioned methods of teaching ... challenge the pupil.*

### Back to Basics

- Step-by-Step instruction in these difficult skills
- Visual, verbal, aural assistance

School Principal: *Back to Basics has more substance than many available ... Excellent for teaching hard skills.*

- LONG MULTIPLICATION •
  - LONG DIVISION •
  - TIMES TABLES •
  - LONG ADDITION & SUBTRACTION •
  - SAY'N' SPELL •
- (English, American & Australasian versions available)

AmigaWorld, August, 1990: *If you want to learn these skills then this is the software for you!*

**NATIONAL CURRICULUM  
Compatible  
LEVELS 1-4**

### NEW! Fractions!

Step-by-Step instruction in:  
**SIMPLIFYING • ADDING  
MULTIPLYING • DIVIDING**  
of Fractions.

### NEW! Word Construction Set

Students are given clues by sentences, speech and graphics, to build over 1000 words using phonetic "chunks". Consonant and Vowel patterns. Plus! Word Endings, Prefixes, Greek and Latin Bases. Great fun in creating new words.

*A must for vocabulary building and spelling.*

U.K. & AUSTRALASIA  
Lascelles Productions  
401 Lascelles St  
Hastings New Zealand  
FAX: 010-646-876 8888

**Lascelles  
PRODUCTIONS**

NORTH AMERICA  
Chalkboard Software  
Suite 542/2201 Brant St  
Burlington Canada L7P3N8  
FAX: 416-335-4043

DISTRIBUTOR & DEALER INQUIRIES WELCOME

# WE ARE OPEN ALL HOURS 9am-10pm Mon-Sat 10am-6pm Sun

## HARDWARE

A600 .....	£379.00
A500 Plus & Software .....	£349.00
A1500 & Software .....	£565.00
1084S Monitor .....	£237.00
GVP series 2, Hard drive 52 Meg .....	£350.00
1 Meg sims .....	£90.00

Phone for 2000 & 3000 prices.

## JOYSTICKS

Quickshot II .....	£6.50
Python Micro Switched .....	£8.00
Speedking Autofire .....	£10.50
Competition Pro 5000 Black .....	£11.90
Maverick Autofire .....	£12.95
Zipstick Autofire .....	£12.95
Intruder .....	£21.50
Aviator (incl.aim) .....	£25.50
Jet Fighter .....	£12.95

## LOOK! LOOK! LOOK!

**TRACTOR FEED DISK LABELS**  
500 plain white labels & software to print your own professional labels  
**Only £9.95**  
**SPECIAL OFFER**  
1000 labels + software £19.95

## ACCESSORIES

Amiga Int drive .....	£49.00
Cumana Ext drive .....	£54.00
Zydec Ext drive .....	£49.00
512K upgrade with clock .....	£27.90
512K upgrade no clock .....	£24.90
1 Meg upgrade with clock .....	£79.00
1 Meg Amiga plus upgrade .....	£48.99
8 Meg fast ram, 4 Meg populated ..	£169.00

## DISKS with labels

<b>Unbranded Bulk 100% Certified</b>	
3.5" DSDD .....	37p each
3.5" Rainbow .....	44p each
3.5" DSHD .....	50p each
5.25" DSDD .....	28p each
<b>Branded Disks</b>	
3.5" DSDD .....	45p each
3.5" labels per roll of 1,000 .....	£6.50
3.5" Tractor feed per 1,000 .....	£8.50

Please phone for bulk purchase discounts

## MISCELLANEOUS

Mousehouse .....	£1.00
Mouse Mat .....	£2.50
Disk Drive Cleaner .....	£1.80
Amiga Dust Cover .....	£3.50
Monitor Dust Cover .....	£3.50
Mouse/Joystick Auto Shift .....	£14.95
Amiga Light Pen & Software .....	£32.00
Optical Mouse .....	£39.00
Squik Mouse .....	£14.90
Naksha Mouse & Accessories .....	£22.00
Zy-Fi Amplifier & Speakers .....	£37.95
Thumb & Finger Trackerball .....	£19.99
Crystal Trackerball .....	£32.00
Action Replay Mark III .....	£57.00
Techno Sound Turbo Sampler .....	£39.00
2 Piece Printer Stand with tray .....	£5.70
Midi Master .....	£26.00
Wordworth 1.1 .....	£77.50
Tilt/Turn Monitor Stand .....	£9.50

## PRINTERS

Star LC-20 .....	£149.00
Star LC 24-10 .....	£214.00
Star LC200 Colour .....	£204.00
Star LC-24-200 Colour .....	£294.00

## STORAGE BOXES

10 capacity .....	£0.95
NEW 200 Cap box stackable/lockable .....	£16.50
50 capacity lockable .....	£3.95
100 capacity lockable .....	£4.50
80 cap Barix stackable/lockable .....	£7.99
150 cap Posso stackable/lockable .....	£15.00
250 cap stackable/lockable .....	£18.99

Most of the above available in 3.5" and 5.25"

Orders by phone or post to:  
**DIRECT COMPUTER SUPPLIES**  
0782 - 642497 9am - 5.30pm week  
0630 - 653193 Evening/Weekend  
0782 - 311471 Anytime

54 Spring Road,  
Longton,  
Stoke-on-Trent,  
Staffs ST3 2PX

Prices include VAT  
Postage please add £3.30  
We accept cheques/  
P.O.'s/Visa/Access

# AMIGA PERIPHERALS



## QUALITY AMIGA PERIPHERALS WITH A 2 YEAR WARRANTY

Silica Systems are pleased to present the GVP range of peripherals. GVP are the world's largest third party manufacturer of peripherals for the Amiga range and have a reputation for high specification, quality products. The company was founded only four years ago by a man who knows about the Amiga, Commodore's ex-Vice President of Technology. He, along with a team of Amiga experts including other ex-Commodore staff, understand the add-on requirements of Amiga owners better than anyone. Not only do GVP provide peripherals that Amiga owners want, they also offer peace of mind, with a 2 year warranty on the products they manufacture. So, if you are looking for the very best in peripherals for your Amiga computer, look no further than GVP.

**FREE BROCHURE**  
RETURN THE COUPON FOR YOUR COPY

## PC EMULATOR PLUG-IN OPTION FOR HD8+ & A530



- 16MHz 80286 processor
- 287 Maths Co-Processor socket
- 512K of PC RAM plus the use of Amiga RAM
- Supports Hercules, CGA, EGA/VGA (monochrome) and T3100 video modes
- Runs MS-DOS (3.2 and upwards) plus thousands of other PC programs

This powerful 286 emulator module simply plugs into the 'mini-slot' of the GVP HD8+ or A530 (without invalidating the warranty). It has full access to the Amiga's resources and allows you to run PC and Amiga programs at the same time, giving you two computers in one.


**£199**  
Ref. EMU 0500

GVP's HD8+ hard drive and A530 hard drive with 40MHz accelerator, represent the highest quality Amiga 500 peripherals, at very affordable prices. Each incorporates a fast action hard drive, RAM expansion capability, custom VLSI chip and FaastSTROM SCSI driver, for unbeatable performance.

The HD8+ hard drive offers up to 8Mb of slender in-line Fast RAM expansion and the A530 Combo, up to 8Mb of 32-bit wide fast RAM expansion. Both feature a SCSI controller, which supports up to 6 additional devices, and an Autoboot/Game cut-off switch. Both are available in 52, 120 and 240Mb hard drive versions.

In addition, the A530 Combo zooms the Amiga forward with an 030 accelerator, running at a blistering 40MHz. This enables your Amiga 500 to run at an incredible 12.1 MIPS, faster than an Amiga 3000! No other product in the world combines all the features found in the A530 Combo. A plug-in PC emulator option, shown below, is available for the HD8+ and A530 Combo.

HARD DRIVE	
52Mb HD8+ / 120 & 240Mb VERSIONS	●●●
ULTRA FAST TRIMS ACCESS	●●●
TRANSFER RATE UP TO 2,100,000 bytes/sec (FORMER RATE OF 1MB/200MSEC)	●●●
ACCELERATOR	
40MHz 000301 G. CPU	●●●
OPTIONAL 80286 MATHS CO-PROCESSOR	●●●
RUNS AT 12.1 MIPS (FASTER THAN AN A3000)	●●●
HARDWARE SUPPORT TO MAP HDSTART1 INTO 32-BIT WIDE FAST RAM FOR FASTER OPERATION (RUNS CACHING THE OPERATING SYSTEM)	●●●
RAM BOARD	
UP TO 8MB OF 8 OR 9-BIT FAST RAM (0 OR 8 BIT WIDE SIMMS - 120ms OR FASTER)	●●●
UP TO 8MB OF 32-BIT WIDE FAST RAM (32-BIT WIDE SIMMS - 60ns)	●●●
1Mb POPULATED	●●●
OTHER FEATURES	
HODGKINS/STRATA 'GHI-BIT' SWITCH FOR 100% GAME COMPATIBILITY	●●●
SCSI CONTROLLER FOR UP TO 6 ADDITIONAL DEVICES	●●●
VLSI CUSTOM CHIP	●●●
FASTEST SCSI DRIVER	●●●
IDENTICAL COLOUR & STYLING TO THE A500	●●●
QUIET-IN VENTILATION FAN TO PREVENT TRIPNIT FROM OVERHEATING	●●●
DEDICATED POWER SUPPLY	●●●
MINI-SLOT FOR FUTURE EXPANSIONS (E.G. PC EMULATOR)	●●●
REMOVABLE MEDIA SUPPORT	●●●
DIRECT MEMORY ACCESS (DMA) STYLE FOR ULTIMATE PERFORMANCE	●●●
EASY-TO-USE SOFTWARE	●●●
2 YEAR WARRANTY	●●●



### WHAT THE PRESS SAY:

*'Superb build, excellent aesthetics and blinding speed make this the best A500 hard drive' ...*  
AMIGA SHOPPER (HD8+)

*'GVP claims this is the fastest hard drive in the world and none of our tests could prove that wrong ... Untouchable. THE choice'*  
AMIGA SHOPPER (HD8+)

*'Still the best hard drive' ... 92%*  
AMIGA FORMAT 11/91 (HD8+)

*'GVP have done it again' ... 94%*  
AMIGA FORMAT 9/92 (A530)

*'... the build quality is excellent - in terms of performance, their gear is the best - their equipment is worth every penny.'*  
AMIGA FORMAT 9/92 (A530)

**NEW LOW PRICES**  
ON MOST PRODUCTS  
EFFECTIVE 1st SEPT 92

## PLUG IN HARD DRIVES & ACCELERATORS

PRICES FROM:

# £349

MODEL	52Mb HD	120Mb HD	240Mb HD
HARD DRIVE HD8+	<b>£349</b> Ref. HAR 0500	<b>£449</b> Ref. HAR 0500	<b>£729</b> Ref. HAR 0500
A530 COMBO HARD DRIVE & PC EMULATOR	<b>£699</b> Ref. HAR 0502	<b>£799</b> Ref. HAR 0502	<b>£1079</b> Ref. HAR 0502

## FOR ALL AMIGAS

## AMIGA 1500 + 2000 + 3000 PRODUCTS



### SOUND SAMPLER

- 8-bit stereo sampler
- Plugs into parallel port
- MIDI support for song input
- Extensive editing features


For the semi-professional and audio hobbyist a high quality 8-bit stereo sound sampler that connects into the parallel port on any Amiga 500, 1500, 2000 or 3000 computer. Combined with one of the fastest, most powerful and easy-to-use sound and music editing programs available. Includes 4 track audio/real-time cassette sequencer.

MUS 2500 **£49.95**

### ACCELERATORS

	030 25MHz	030 40MHz	030 50MHz	040 33MHz
Processor	68020/25	68020/40	68020/50	68040
Speed MIPS	7.48	12.1	15	30
Speed MHz	25	40	50	33
Math co-proc	88882	88882	88882	None
Standard 32-bit RAM	1Mb	4Mb	4Mb	4Mb
Maximum 32-bit RAM	13Mb	16Mb	16Mb	16Mb
Extras	SCSI	SCSI	SCSI	SCSI
Code	UPC 0100	UPC 0200	UPC 0300	UPC 0400
PRICE	<b>£599</b>	<b>£849</b>	<b>£1199</b>	<b>£1699</b>

All GVP G-Force accelerators can be fitted into a hard card by adding a Mount Kit, GVA 4251, £29.95, making it the ULTIMATE Amiga 1500/2000 peripheral. Any 1" SCSI drive can then be mounted on to the accelerator.




### HARD CARDS

- Factory installed Hard Drives
- 0, 52, 120, 240 & 420Mb options
- On-board 8Mb memory sockets
- Add up to 6 SCSI devices
- Easy to install SIMMS

The Impact II HCB hard cards are the equivalent of the HD8+ hard drive, but for the 1500 and 2000 models. Not only are they some of the fastest hard drives available, but they also incorporate an unpopulated 8Mb RAM expansion board.

52Mb Ref. HAR 1502 **£299**  
240Mb Ref. HAR 1540 **£699**  
420Mb Ref. HAR 1542 **£1099**



### VIDEO ENHANCER

- 16 million colours @ 768 x 580 PAL Res
- Supports composite, S-VHS & RGB
- Broadcast quality genlock
- Now with RGB splitter

Impact Vision 24 is the latest 24-bit Professional Video Adapter. It features 16 million colours on screen at once, built-in genlock, flicker-free, frame buffer, frame grabber and digital layer. Supplied with Caligari V24 3D modelling and rendering software, Scale IV24 video titling software, plus Macro Paint 24-bit paint package. A1500/2000 requires additional resistor, GVA 5224, £49.95.

IV-24 - VHS SPLITTER Ref. VID 1504 **£149.95**  
IV-24 - VHS TRANSCODER Ref. VID 1524 **£189.95**



### RAM BOARDS

- Up to 8Mb of FAST RAM
- Upgrade in 2Mb increments
- Supports industry standard RAM chips
- Diagnostic software included
- Fully auto-configuring

The RAM-B offers an easy way to upgrade your 1500 or 2000 in 2Mb increments up to 8Mb. The RAM-B is fully auto-configuring and is supplied with peace-of-mind diagnostic software. 6Mb configuration supported for bridgeboard owners.

2Mb populated RAM 2002 **£149**



### REMOVABLE MEDIA

- Supports 44 or 88Mb removable media
- Available with or without HCB Controller
- 20ms access time
- GVP HCB Controller option extra
- External case available for A500/3000

Each drive comes with a removable cartridge.

External Case Ref. GVA 0519 **£179**  
44Mb (bare Drive) Ref. HAR 1504 **£399**  
44Mb (HCB) Ref. HAR 1508 **£479**  
88Mb (bare Drive) Ref. HAR 1502 **£499**  
88Mb (HCB) Ref. HAR 1501 **£579**

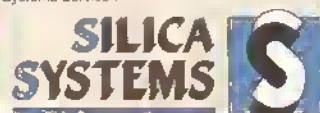
ALL PRICES INCLUDE VAT - DELIVERY IS FREE OF CHARGE IN THE UK MAINLAND

## SILICA SYSTEMS OFFER YOU

- FREE OVERNIGHT DELIVERY: On all hardware orders shipped in the UK mainland.
- TECHNICAL SUPPORT HELPLINE: Team of technical experts at your service.
- PRICE MATCH: We normally match competitors on a "Same product - Same price" basis.
- ESTABLISHED 14 YEARS: Proven track record in professional computer sales.
- £12 MILLION TURNOVER (with 60 staff): Solid, reliable and profitable.
- BUSINESS - EDUCATION + GOVERNMENT: Volume discounts available 081-309 8888.
- SHOWROOMS: Demonstration and training facilities at our London & Sidcup branches.
- THE FULL STOCK RANGE: All of your requirements from one supplier.
- FREE CATALOGUES: Will be mailed to you with offers + software and peripheral details.
- PAYMENT: Major credit cards, cash, cheque or monthly terms.

Before you decide when to buy your new Amiga products, we suggest you think very carefully about WHERE you buy them. Consider what it will be like a few months after you have made your purchase, when you may require additional peripherals and software, or help and advice. And, will the company you buy from contact you with details of new products? At Silica Systems, we ensure that you will have nothing to worry about. We have been established for almost 14 years and, with our unrivalled experience and expertise, we can now claim to meet our customers' requirements with an understanding which is second to none. But don't just take our word for it. Complete and return the coupon now for our latest FREE literature and begin to experience the 'Silica Systems Service'.

MAIL ORDER HOTLINE  
**081-309 1111**



MAIL ORDER: Order Lines Open: Mon-Sat 9:00am-5:00pm No Late Night Opening	1-4 The Mews, Hatherley Rd, Sidcup, Kent, DA14 4DX No Late Night Opening	Tel: 081-309 1111 Fax: No 081-208 0608
LONDON SHOP: Opening Hours: Mon-Sat 9:30am-6:00pm No Late Night Opening	52 Tottenham Court Road, London, W1P 0BA	Tel: 071-580 4000 Fax: No 071-323 4737
LONDON SHOP: Opening Hours: Mon-Sat 9:30am-6:00pm Late Night: Thursday until 8pm	Selldidges (1st Floor), Oxford Street, London, W1A 1AB	Tel: 071-629 1234 Edinburgh: 3914
SIDCUP SHOP: Opening Hours: Mon-Sat 9:00am-5:30pm Late Night: Friday until 7pm	1-4 The Mews, Hatherley Rd, Sidcup, Kent, DA14 4DX	Tel: 081-302 8811 Fax: No 081-309 0017

To: Silica Systems, AMSHP-1192-68, 1-4 The Mews, Hatherley Rd, Sidcup, Kent, DA14 4DX  
**PLEASE SEND A BROCHURE ON THE GVP RANGE**

Mr/Mrs/Miss/Ms: ..... initials: ..... Surname: .....

Company Name (if applicable): .....

Address: .....

Postcode: .....

Tel (Home): ..... Tel (Work): .....

Which computer(s), if any, do you own?..... 88E

EADE • Advertised prices and specifications may change • Please return the coupon for the latest information.



Have you been sending in examples of your work? Wilf Rees looks over your offerings - and tries out Art Tutor from Castlesoft

# WORK WORK WORK WORK WORK All your own RK WORK WORK WORK WORK WO

## 3D ANIMS

Please wait, the Animations will load shortly.....

This is Mark Evan's loader screen which looks great through the 3D glasses he provided

**T**he time has come to collect together some of the various pieces of work I have been sent and show you all how well the Amiga is being used to develop ideas and solutions to educational tasks.

Please don't feel upset if your own offering isn't among the examples used this month. I have lots to work from, and it may well emerge in the future. Do remember,

we are looking to publish examples of good working practice using an Amiga. If you have produced something that you are pleased with, discovered a short-cut to achieve a special effect, or carried out an assignment at school - send it to me at *Amiga Shopper*. If we like it, you get International coverage in the best Amiga mag, not to mention the chance of something nice arriving by post. So, keep sending 'em

In and don't be shy.

I particularly liked the way some people really had a go at the 3D article I wrote, and we received some super examples. Of all the work I received on this, there is one particular collection of animations I felt captured the whole principle very well, and I have decided to give this pride of place. Mark Evans from down there in Neath has obviously spent hours glued to his Amiga (and

has read the article carefully), because his results were very good. Not only were the animations well constructed, but the whole disk was put together with a great deal of thought. It had a header page which also animated in 3D: the Commodore logo spins on a horizontal axis, while the digits '500' turn on their vertical axes.



Mark

Mark's Commodore logo spins on a horizontal axis while the '500' spins on the vertical axis

## BLOOD AND THUNDER

The graphic design in one of Mark's pieces looks like the ideal back cover for a record sleeve, and the animation going on around the graphics bears the usual blood, thunder and spookiness we all know and love. The smoke billowing out from the main character is as nice an effect as I have seen, and the distance effect from offset tints works well. I also liked the loader screen which was a 3D still, showing a pair of glasses (see above left).

found the 3D effect varied according to the ambient lighting, as well as the levels of brightness and contrast on his monitor. So, if you're still struggling with the effect, try fiddling with the knobs on the monitor, it might suddenly come good.

## AMIGAS IN ACTION

What a real pleasure it was for me to receive a disk from David Parks who teaches Art & Design at Woodhouse High School in Tamworth.

Obviously the old Amigas are being given some hammer both in lessons and in the Computer Graphics club held after school. David's disk contained loads of work from students at the school, mostly in year nine (aged between 13 and 14). The students put together collections of their work from the school, together with educational PD programs from the open market, and sell the disks at £1 each. Along with the disks came some useful pointers from David.

Again in connection with *DPaint*

## MAKING A LIGHTBOX ON DPAINT III

**Kelth Brogan from Livingston, West Lothian, sent me this great tip for creating a lightbox in *DPaint III* - a feature previously only available to *DPaint IV* users. He uses the animation feature, linked to the brush and grid...**

- 1 Create a number of animation frames (number dependant on application)
- 2 Draw an image on frame 1 (do a squiggle for practice)
- 3 Turn on 'grid' (press 'G')
- 4 Pick up Image as brush with left mouse button.
- 5 Position brush exactly over image on screen
- 6 Go to frame 2 (press 2). Stamp on brush (check alignment by pressing 1,2)
- 7 Bring up stencil requester (shift+tilde) click on background colour - OK
- 8 Turn the grid off

- 9 Draw a rectangle in a different colour over Image on frame 2
- 10 Free Stencil and fix background
- 11 Using colour from frame image 1, draw changes on frame 2
- 12 Free background and call up stencil requester
- 13 Select background colour and colour used for frame 1
- 14 Select filled rectangle tool
- 15 Draw over Image on frame 2 holding down right mouse button
- 16 Free Stencil

This process should give you two different images on frame 1 and 2. All you have to do is repeat the process for successive frames.

Keith admits that this might seem a little tedious at first, but adroit use of keyboard short-cuts, and familiarity with the method greatly speeds up the process. A really useful routine, Kelth, prezzie on its way!

## TUNNEL VISION

The best and most effective piece of 3D work however, was an animation on Marks' disk called Tunnel.

This really did make your eyes seem to be drawn down a rotating, shifting tunnel, and the amount of illusionary depth created on the monitor screen was truly amazing! A well presented and carefully constructed piece of work, Mark, well done! A special goodie is on its way courtesy of Commodore UK.

Mark also pointed out that he



Mark Allen uses a nice colour cycling routine to get this effect



For the benefit of those with black and white TVs, the yellow is behind the pink - thank you, Dean Cobb

# Kids' Academy


each pack only  
**£19.99**



where quality counts...and adds ...and spells and reads and draws...

"Children love learning when it's fun and entertaining, that's why Kids' Academy had educationalists design the best educational software and cartoonists animate the antics of the characters. You can be confident your child is learning with the best."

**Trude Salisbury - Designer and Publisher.**



**FREE** See inside Kids' Academy for details of the £25,000 worth of educational software which must be won.

**Alvin's Puzzles 6-8 years**  
Two great games to teach and reinforce spelling and reading and to decipher picture clues to make picture cartoons.


**Paint Pat 2 4-10 years**  
Painting has never been such fun. Friendly and humorous to use. Children can draw, choose and make their own colours to paint the pictures.

**Shopping Basket 6-8 years**  
Two games. Practical maths and logic skills. Learn to count, add and subtract in a supermarket by giving the right change at the check-out. Sort and categorise the shopping. Change part of a game to add more fun and learning.

**Which? Where? What? 4-6 years**  
Three enchanting and wacky games. Children have fun using their ingenuity to solve colour and pattern puzzles, learn and improve their spelling as well as learn to read.

**Kids' Academy** comes to you from the makers of **PLAY AND READ**.

Visit your local computer software retailer, or fill in and post the coupon to Kids' Academy.



Please send me details about the **Kids' Academy** collection of educational software for 4-10 year olds.

Name (Mr/Ms/Mrs/Miss) .....

Address .....

Postcode ..... Tel .....


Post to: **Kids' Academy, Prisma Software, P.O. Box 211, Chester. CH1 3NJ**  
Telephone: 0244 326244 Facsimile: 0244 321237

**INCREDIBLE NEW RELEASE**

**FOUR GREAT GAMES**

and all this Maths revision...

Times Tables  
Addition  
Subtraction  
Multiplication  
Division  
Fractions  
Decimals  
Using calculators  
Shape & Space  
Money problems  
Measurements  
Number patterns



**SUPER FREE GIFT**  
only for Kosmos mail order customers  
**CASIO SOLAR CALCULATOR**

**AMIGA MATHS ADVENTURE**

For ages 6 - 14

Price £25.99 inc. VAT

Now available from your dealer or direct from Kosmos.

Write or telephone for our new **FREE 16-page colour brochure of Educational and Leisure software** (Please state computer type)

Kosmos Software Ltd, FREEPOST (no stamp needed)  
DUNSTABLE, Beds. LU5 6BR  
Telephone 0525 873942 or 875406



Reach the top with.....

**LCL Self-Tuition Courses**

NATIONAL CURRICULUM

World leaders • Hons graduate/teacher authors • In educational software charts.

• Excellent value for money • Self-tuition • 100% success rate

**MICRO GERMAN** (Beginners - GCSE & business)

**NEW**

Complete course with real speech, adventure game and business letter generator. 24 programs + book and manual. Superb graphics & music. £24

**MICRO FRENCH** (Beginners - GCSE)

Complete course with real speech & graphics adventure game. 24 programs + a book and a manual. Superb graphics and music. £24

**MICRO MATHS** (11 years - GCSE)

Best selling GCSE maths course in UK. For ages 11 upwards in 24 program options plus a book and manual. Superb graphics and music. £24.

**MICRO ENGLISH** (8 years - GCSE)

Complete course. Also for EFL. Teaching spelling, reading, writing and oral with real speech. 24 programs and a book and a manual. Superb graphics and music. £24.

**PRIMARY MATHS COURSE** (5-11 YEARS)

Complete course with full screen colour graphics. NATIONAL CURRICULUM (Levels 1-4). 24 programs + a book and a manual. £24.

**READING WRITING COURSE**

NATIONAL CURRICULUM (A.T. 1-5) 24 program course teaching reading, writing & spelling with a book, manual and voice tape. £24.

**MEGA MATHS** (A level course)

Step-by-step course of 24 programs + a book and manual. Full screen graphics for calculus. £24.


(\*LCL courses are compatible with the N.C where appropriate) Most LCL courses run on most computers (PC, S1, Arc etc). Send cheques/POs (+35p P&T) or phone orders or requests for free colour poster/catalogue to:

LCL (DEPT AMS), THAMES HOUSE, 73 BLANDY ROAD, HENLEY-ON-THAMES, OXON RG9 1QB



or ring **0491 579345 (24 hrs)**





Above: another example of Mark Evan's work – and the smoke effect works well  
 Top right: Neil Cooper provides a nice animation of a well-known lager advertisement  
 Right: David Perks has drawn these wine glasses, then converted them into scaled animations pivoting on the horizontal axis



III and DPaint IV – to avoid the problem of having to wait while the computer prints out your work, use your Amiga's multi-tasking capabilities and load DPaint twice, working on one DPaint document while the other is printing. Obviously with DPaint IV this is not possible because the program takes up too much memory. However, a utility in

the public domain called PPshow will permit this. It is executed by using the 'P' key, and can be pulled down to continue working on DPaint IV. The program is also small enough to be fitted on to the DPaint IV disk.

**WOODHOUSE SCHOOL**

There were four animations on the Woodhouse disk, all of which


Mark Allen tackled the Terminator 2 scene with a crisp colour cycling routine. Well done boys, but where are the girls?!

**EXTENDING THE INTEGRIX**

Woodhouse High School also has Integrix 132 colour printers, which I have referred to previously, and

some cases, done rather well. But my real reservation is that this package is 'canned art'.

Working and using computers continually for not only Art & Design, but many other disciplines, I am only too aware of their capabilities and limitations. The manual in this package attempts to extend the learning experience beyond the limits of the package itself, and recommends further exercises. Commendable enough, but there is no substitute for developing visual literacy to replace observed drawing, and while I accept there will be areas of understanding enhanced by the acquisition of this package, it addresses only those skills associated with 'effective' learning



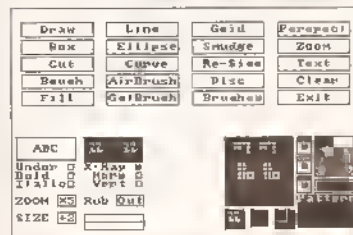
Anti-aliasing, smoothing and blending are all possible with Art Tutor, but so what? Sadly it's all been done much better elsewhere

David Parks suggests two further applications possible with the Integrex. The first involves taping thin cotton to a piece of A4 paper, and passing this through the machine, thus transferring the image on to fabric. I know from my own experience that this does work, but caution is due, because when I spoke to Integrex about this some four years ago, it strongly advised against it because of possible damage to the ink-jet head. This does seem ironic, as Integrex recently announced fabric ink cartridges for the Integrex, albeit, for printing on to paper, then transferring to fabric by hot iron.

**OFFSET PRINTING?**

David's other suggestion, which is new to me, involves printing on to silver paper or aluminium foil. The image can then be transferred to another surface by a process similar to offset printing. This enables the transfer of images on to surfaces which could not normally go through the Integrex.

Incidentally, while on the subject of Integrex printers, a new range is due out very soon, and the new BubbleJet (called the Beta-Jet and which just happens to be sitting in front of me), is a superb piece of kit, at a very competitive price, which produces almost laser quality printing. Keep watching this space for the first ever review... **AS**



The drawing package which supports Art Tutor. Rudimentary and certainly not one I'd like my students to develop their skills on at the cost of 'affective' and appreciative understanding. Art Tutor has too much of a feel of those partwork magazines, which build up to make one an 'expert' in a particular field. I suppose it might serve to improve the skills of someone who lacked any art education, but I have to say that, as a practising teacher, I wouldn't have it near my classroom.

**SHOPPING LIST**  
 Art Tutor.....£29.00  
 Available from:  
 Castlesoft  
 ☎ 0333 21243

**ART Tutor**

Having taught Art & Design for more years than I care to remember, I was interested to see how Castlesoft approached the subject.

Art Tutor requires Workbench to be loaded first. The program disk is essentially divided into 2 sections: Art Tutor 1, and Art Tutor 2. I'm not really sure of the logic in dividing the package up into two sections, it really was annoying having to quit one section, then reload another, when moving between the various elements would have been much preferable. I strongly suspect this may be due to the program being ported from the ST, as the manual missed out on some of the porting, and refers to Atari art packages. The subdivisions of art categories are fairly comprehensive, covering such aspects as design, cartoons, perspective, landscape, colour, head & face and so on – 1.1 topics in all.



Cut & Paste: these are really nasty digitised facial features and not a patch on the DPaint version

Common to each of the two tutorials is a fairly rudimentary art drawing package, referred to as 'Level One'. This offers the usual menu driven tool facilities for geometric and free line drawing, along with a simple sprite designer. Each of the categories goes through an example to explain the principle or method advised to follow. Some of these are visually well-handled, and make full use of the Amiga's abilities. I did find that there was often rather a large leap from the early developmental stages of a topic, to a suddenly completed image, with no advice given as to the method adopted. All of the basic principles any drawing and painting teacher handles are present, and in

# Shopper Reader Ads

... Or how you can reach 50,000 fellow Amiga owners for only a fiver

**WANTED**

**Swap your** Amiga PD disks for mine. Over 1000 disks to choose from, all virus free. Send your PD list to Harry Hutchinson, 53 Cumberland Rd, Loughborough, Leics LE11 0DE

**FOR SALE**

**Laser quality** prints, send disks with SAE stating details of picture to P Garrett, Chestnut Cottage, White Lion Road, Amersham, Bucks HP7 9JR. One print £1.50, four prints £3!

**A1500+ ECS**, ROM sharer, Nexus SCSI card plus 4Mb and 5 port MIDI interface fitted internally. Also track ball mouse (never used) and two joysticks plus all manuals. £600 ono. For details contact Alan ☎ 0474 832861

**Amiga 2000** GVPII 52Mb, 5Mb RAM, Kickstart 2.04, Phillips CM8833 monitor, four joysticks, loads of games, DPaint IV, Aegis sound sampler, lots of PD, software £1000 ono ☎ 081 946 3256 Ask for Mr Clarke

**Accelerator accelerator** accelerator SSL A500 plus. 20MHz 68020, 1Mb Fast 32-bit DRAM, A500 and A2000 compatible. £250 ono. £320 with 68882 25MHz co-processor. ☎ Chris 0203 713690

**Amiga 2000** system. Only 7 months old. This is a full set up and too big to list. Will not split. Cost £6000, sell £3200. ☎ Gazza on Rochdale 0706 44858

**Amiga software** - Birds of Prey £30, World Class Rugby (unused), Devpac 1, Power Basic £25 each (boxed). Lemmings, Double

Dragon II, Alcatraz, F16 combat pilot £10 each. ☎ Ken on Leeds 0532 698432

**Amiga 68010** processor (10MHz) 30% - 50% more power than 68000. Compatible with all hardware/serious software. Plus most games. £37.50. For details send disk/stamp to S Barr, 16 Ogilvie Road, Stirling, Scotland FK8 2HJ

**Amiga A590** hard disk drive as new in box with mains and software. £180 ono. Amiga 2000 ☎ meg twin floppy 40meg hard disk A2091 and 10845 £800. ☎ 0942 819786 Ask for Paul Kelly

**Dr T 'Copyist DTP'** music notation software. Latest version. Full MIDI transcription facilities. Ideal for KCS etc. Epson, deskjet, postscript drivers. Zone registered. Cost £230,

accept £150 ☎ Robin 0453 842 469

**Superpic** real time colour digitiser and genlock. C/W PSU manual. £300 ono. Cost £500 new ☎ M Bowles 040377 545 West Sussex

**CSA Mega** Midget racer 33 MHz accelerator card for the Amiga 2000/1500, 512K SRAM, 2Mb DRAM. £490 ono. A2320 display enhancer board £175 ono. ☎ A Martin 081 863 1386 eves

**Amiga A500** with 2Mb Fast RAM, second drive, software, 4.5A PSU, MacII cartridge £300 ono. 640K Hercules display PC - offers up to £150. Will consider splitting or swaps. ☎ Gary on Crawley 0293 520199

**Megachip 2Mb** of Chlp RAM. Brand new, in box. Unregistered, fits in A500/1500/2000. Upgrade forces

sale. £110 A500 Pfus. 1Mb chip upgrade £25. Cheap? ☎ Chris 0703 431168

**Amiga 68010** processor 10MHz 30% - 50% more power than 68000. Compatible with all serious hardware/software. Plus most games £37.50. Details send stamp. S Barr, 16 Ogilvie Road, Stirling, Scotland FK8 2HJ

**Citizen 224** with colour kit fitted, 4 months old, 2000 continuous paper £200. DPaint III £20, Platinum Works £30. all with manuals and original disks. ☎ Keith Sargent 081 472 1403

**XT bridgeboard** with 51/4" drive, software and manuals for A1500, A2000. £130. Installed if local to Newport. ☎ Mike 0633 875034 eves

**82Mb autobooting** HD with Spirit controller card for A1500/2000, £220 ono. Also Microbotics 8-up RAM expansion board populated to 2Mb, £100. ☎ Paul/Brian 0634 848261 after 7pm

**A1500 Quantum** 40Mb HD, 4Mb RAM, GVP 68030 Combo, Phillips 8833/2 monitor, Sharp JX100 colour scanner, plus software. Cost £3000. Sell £1600. ☎ A Haugty 0633 881051 eves

**Power computing** dual floppy drives with PSU, boxed, top condition £75 ono. Kindwords v2 word processor £20 ono. ☎ Paul Cox 0256 475406

**Amiga 1500**. Unwanted present. 1 month old, Includes Workbench 2, DPaint 3, 1Mb, two disk drives, Extras, mouse modulator. Fully boxed, perfect condition. Cost £700, sell for £550. ☎ Simon 091 2515218

**8Mb Power Computing** RAM board for A500/Plus. Populated 2Mb. Fully auto config. Less than 6 months old. £90 ono. ☎ Trenton 025887 398 after 6pm

**It's only £5 to sell your used hardware and software in Amiga Shopper**

Sell your excess hardware and software with *Amiga Shopper* Reader Adverts. Just fill in the form and send it to us along with a cheque (made payable to Future Publishing) or postal order for £5. But **BE WARNED**. This magazine is not a forum for selling pirate software or other illegal goods. Software must include all Issue disks, manuals and

a signed statement that all other copies have been destroyed. Please advise us if you are offered pirate or copied software by advertisers. All ads are accepted in good faith. The editor reserves the right to refuse or amend ads. We accept no responsibility for typographical errors or losses arising from the use of this service.

**Trade ads will not be accepted, including anyone advertising the sale of PD software.**

Name ..... Issue 19  
 Address (not for publication) .....  
 .....  
 Postcode .....  
 Date .....  
 Tel .....

Tick one box to show required section heading

For sale .....   
 Wanted .....   
 Personal .....   
 Fanzines .....

Use one space for each word. Only the words in this section will be printed.


Return with your cheque to:  
 Reader Ads,  
 Amiga Shopper,  
 30 Monmouth Street,  
 Bath,  
 Avon BA1 2BW

Unfortunately we cannot guarantee insertion in a particular issue. I have read and understood the conditions for the inclusion of my ad.

Signature .....

# MJC COMPUTER SUPPLIES

Suppliers of Discount Software since 1984

Educational, Local Authority and government orders welcome. European orders please call or write for a quotation. All goods subject to availability, prices subject to change without notice. E&OE.

Prices include VAT and delivery by post.  
Courier delivery available on request.  
Please allow 5 days for cheque clearance.

**TO ORDER:** Credit card orders can be placed by calling the telephone number below - or send a cheque/PO's made out to MJC Supplies to:

**MJC SUPPLIES (ASH)**  
Unit 2 The Arches, Icknield Way,  
Letchworth, Herts. SG6 1UJ.  
Tel: (0462) 481166 (6 lines)

## NAKSHA UPGRADE MOUSE

280 DPI quality replacement mouse - pack includes Mouse-House, Mat and Operation Stealth game.

**MJC PRICE £21.95**

## SQUIK REPLACEMENT MOUSE

Great value replacement.

**MJC PRICE £12.95**

## A500 PLUS 1Mb Expansion

1Mb expansion for the A500 Plus - fits in the trapdoor taking your memory to 2Mb - no internal fitting

**MJC PRICE £39.95**

## NEW - ACTION REPLAY III

**MJC PRICE £57.95**

## SUPRA 500RX 2Mb EXPANSION

This memory expansion for the A500+ uses 1Mb x 4 chips and can be expanded up to 8Mb

**MJC PRICE £139.95**

## CUMANA CAX 354 DISK DRIVE

Quality brand name 3.5" second drive includes thru port, disable switch and FREE Virus X Utility

**MJC PRICE £52.95**

## NEW ROCLITE RF382C DISK DRIVE

New super slimline, super quiet second drive.

**MJC PRICE £57.95** (cream only)

## AMIGA 600 COMPUTER

The latest Amiga computer featuring surface mount technology for greater reliability and the latest Workbench 2 comes complete with Deluxe Paint 3 & Lemmings

PLEASE NOTE: for total peace of mind these computers now come with 12 months on site warranty.

**MJC PRICE £219.95**

(Price includes free courier delivery)

## AMIGA A600-HD

Includes a very neat internal 20Mb hard drive for those needing extra storage space and faster loading.

**MJC PRICE £409.95**

(Price includes free courier delivery)

PLEASE NOTE: A600 prices correct at time of going to press - Please call - they may be even lower!

## AMIGA STARTER PACK

Includes: 10 disks, mouse mat, joystick, dust cover & disk box

**MJC PRICE £19.95**

OR

**JUST £15.95 if purchased with an A600**

## AMIGA A600 CONTROL CENTRE

The Control Centres are manufactured by Premier Micros and are made from sheet steel with welded seams and Epoxy coated to match the A600. They are precision made to fit over the back of the A600 to make a perfect platform for a monitor and improve the look of the A600.

They also come complete with a shelf for extra drives and peripherals.

**MJC PRICE £34.95**

OR

**JUST £29.95 if purchased with an A600**

## NEW - A600 1Mb EXPANSION

Increases the memory of the A600 to 2Mb

**MJC PRICE £47.95**

## AMOS - The Creator

**NEW - EASY AMOS - Powerful but easy .£22.95**

**AMOS V1.2 - The original Language....£31.95**

**AMOS COMPILER.....£19.95**

**AMOS 30 .....£21.95**

## AMIGA EDUCATIONAL

### FUN SCHOOL

Probably the best selling Educational Software for the Amiga - great sound and graphics and now conforms to the National Curriculum (FS3 & FS4)

### Fun School 2 - 8 programs per pack

Fun School 2 under 6.....£7.95  
Fun School 2 6 to 8.....£7.95  
Fun School 2 over 8.....£7.95

### Fun School 3 - 6 programs per pack

Fun School 3 under 5.....£15.95  
Fun School 3 5 to 7.....£15.95  
Fun School 3 over 7.....£15.95

### NEW - Fun School 4 - 6 programs per pack

Fun School 4 under 5.....£15.95  
Fun School 4 5 to 7.....£15.95  
Fun School 4 7 to 11.....£15.95

All Fun School programs will work with a standard 512k Amiga and the new A500 Plus.

### KOSMOS Answerback Junior Quiz

includes 750 general knowledge questions and a game reward.....£14.95

### Answerback Senior Quiz -

as above but for age 12+ .....£14.95

### Factfiles - add-on question packs for the Answerback Quiz:

Factfile Spelling (6-11).....£7.95  
Factfile Arithmetic (6-11).....£7.95

### KOSMOS Language Tutors: with a vocabulary of over 2500 words + the ability to add your own - up to GCSE level:

French Mistress .....£14.95  
German Master .....£14.95  
Spanish Tutor .....£14.95  
Italian Tutor .....£14.95

**KOSMOS Maths Adventure:** The latest offering from Kosmos covers the National Curriculum maths using a series of four games. There are four difficulty levels and your performance can be kept and printed out. (6-14).....£17.95

## NEW - VIDI AMIGA 12

Vidi Amiga 12 is the latest low cost colour digitiser from Rombo. There are no filters and no separate RGB Splitter. Colour Images can be captured in less than a second. Mono images are grabbed in real time. Some of the features included are multi-tasking software, capture into a user definable window, composite or S-Video input, 4096 colour HAM mode, 64 colour EHB mode and many more

**MJC PRICE £79.00**

## GVP PRODUCTS

A500 52Mb HD .....£349.95  
A1500/2000 52Mb.....£279.95  
A1500/2000 120Mb.....£419.95

NOTE! Hard drive prices include VAT and courier delivery.

SIMMs Modules 1Mb (70ns) .....£25.95  
2 X TMD .....£49.95

## MISCELLANEOUS

Pro Midi Interface .....£19.95  
Stereo Master .....£29.95  
Techno Sound Turbo.....£29.95  
Rombo Megamix Master.....£28.95  
Rombo Take 2.....£39.95  
Home Accounts 2.....£36.95  
Hisolt Devpac 3.....£49.95  
Maxplan 4.....£34.95

## NEW - MINI OFFICE AMIGA

Great new integrated package featuring Word Processor, Database, Spreadsheet, Graphics & Disk Utilities

**MJC PRICE £39.95**

## NEW - KINDWORDS 3

Features include: Ability to open two documents at once, import Kindwords 2 files, Proximity spell checker and thesaurus, text flow around graphics.

Requires 1Mb RAM

**MJC PRICE £32.95**

Protext V4.3 .....£39.95  
Pen Pal V1.4 .....£54.95  
Wordworth V1.1 - UK Version .....£74.95

Further information on our Educational range is available in our Educational Supplement - on request

VISA

**Remember - prices include VAT & delivery!**

Access

# Find your local group

**1520 Plotter Group (ICPUG)** = John Bentley 06286 65932

**16-32 Micro** Programming AMOS, bi-monthly fanzine, PD, (Fish->590) Membership 100FF/ £10 Contact F Moreau, 132 rue Jean Follain, 50000 Saint-Lo, France = 31 52 20 02

**Amiga Addicts** Newsletter and open nights For info SAE to A Minnock, Clonkelly, Binn, Co Offaly, Ireland.

**Amiga Artists Club** 34 Roundhay Mount, Leeds LS8 4DW. For Amiga artists, musicians and coders. Pirates not welcome. Free. = KAM on 0532 493942, 5-8pm

**AmigaBASIC club** Free bi-monthly disk, help for beginners and experts. Membership £10/year. Contact Conran Ahmad, 15 Weybridge Rd, Thornton Heath, Surrey CR7 7LN = 081 689 9102

**Amiga Beginners' Club** 110 Whitehill Park, Limavady, Co. Londonderry BT49 0QG. Club to help newcomers. Bi-monthly club disk, and a small PD library. Membership £2 for a single disk, or £20 for every issue

**Amiga Computer Club** PD Library, graphics, video, DTP, monthly mag SAE for details to R McDonald, 3 Islay Court, Irvine KA11 4JQ

**Amiga help club** Contact John Kewley, Derlwyn, New St, Bethel, Nr C'von, Gwynedd, LL57 1YW. Meetings Mondays 7 - 10pm. Graphics, sound, Workbench,

**If your group isn't mentioned, fill in the form at the bottom of the page to let us know about you**

programming, help on any topic. Beginners welcome. Free membership

**Amiga Helpline** Contact Gordon Keenan, 21 Skirsa Place, Glasgow G23 5EE. Software/hardware help service, free PD, DTP problems sorted, plus general Amiga chit-chat. Send a stamp for full details. Membership £15/year

**Amiga Mania** For details contact D Cryer, 88 Blackbull Rd, Folkestone, Kent CT19 5QS

**Amiga Musicians' Club** Membership gets you a disk with 50 IFF samples a month for 12 months. Also sample service. Membership £30. Contact Gavin Wylie, Guthrie Street, Carnoustie, Angus

**Amiga Navigation** Contact Dave Thomas 4a, Allister St, Neath, W Glamorgan. PD, advice, even small repairs and social evenings. Weds 7 - 9pm. Membership £10/year

**Amiga Network International 2** monthly club disk, reviews, advice. For info contact Phil or Steve: 434 Denby Dale Rd East, Wakefield, W Yorks WF4 3AE

**Amiga PD** Oliver MacDonald at

Tunley, Albaston, Gunnislake, Cornwall, PL18 9EL. Small but friendly PD Library, 99p a disk. Distribute your own written PD. Send £1.50 for catalogue disk

**Amiga PD Exchange** at 27 Spa Rd, Preston, Lancashire, PR1 8SL. Chance to exchange PD, shareware, Fish and Tbag disks. £1 for disk and membership

**Amiga Users' Klub**, Windsor House, 19 Castle St, Bodmin, Cornwall PL31 2DX. Meets every Friday from 6.30-9pm, to expand members' knowledge of Amiga and to help solve people's problems. Contact Jack Talling

**Amiga User Group - FYLDE** Contact Andy Wilkinson = 0253 724607 25 Glen Eldon Rd, Lytham St Annes, Lancashire FY8 2AX. Meetings twice a month, newdisk, tuition, technical support, Amiga advice Membership £15/year

**Amiga Users club** Contact Edward Metcalfe = 021 7441430 49 Burman Rd, Shirley, Solihull, W Midlands B90 2BG PD swapping, games swapping (not copying), competitions, free membership

**Amiga Video Producers' Group** Meets quarterly in Swindon. For info SAE to J Strutton, 8 Rochford Cl, Grange Park, Swindon, Wilts SN5 6AB = 0793 870667

**Amiga Witham Users' Group** 85 Highfields Rd, Witham, Essex CM8 1LW. Tips and Basic programs. K Anderson = 0376 518271

**Amigaholics Club** Free membership. Own disk magazine. For further information contact Kevin Bryan = 071-580 2000 Ext 240 or write to 29 Wolfe Cres, Charlton, London SE7 8TS

**Amigamania** Bi-monthly newsletter (tips, advice etc), quality PD, discount hardware, software and accessories, free advice. Discount card for High St shops. Annual membership fee £10. Contact S Green, 9 St Lukes Walk, Hawkinge, Kent CT18 7EF

**Amos Programmer Club** Free membership, swap AMOS programs and PD, disk magazine and help for new users. Contact Gareth Downes-Powell, 6 Brassey Avenue, Broadstairs, Kent CT10 2DS

**AMOS Programmers' Exchange** Free membership. Swapping software and ideas. Help available. J Lanng, 7 Majestic Rd, Hatch Warren, Basingstoke, Hants RG22 4XD

**Amos Programmers Group** John Mullen at 62 Lonsdale St, Workington, Cumbria CA14 2YD. Programming hints, tips, tutorials plus several others. SAE for info. £10 membership for bi-monthly disk mag

**Angus Amiga CDTV club** Contact J Robertson, 22a High St, Brechin, Angus DD9 6ER = 0356 623072. Review software, discuss anything Amiga. Free membership

**Astro PD** Send SAE and blank disk for catalogue. Help and advice also available. Contact D Benson, 3 Skiddaw Court, Nunthorpe, Middlesbrough, Cleveland TS7 0RD

**Avon Micro Computer Club** Graphics and animation, business and the chance to speak to professional users. £3 per annum. Contact Roger: 95 Downend Rd, Horfield, Bristol = 0272 513224

**Basic Programmers' Group** 68 Queen Elizabeth Dr, Normanton, West Yorks WF6 1JF. Encourages the use of Basic, exchanges ideas and assists beginners to the language. Free newsletter Mark Blackall = 0924 892106

**Beaconsfield and district CC** Contact Philip Lishman = 0494 782298 27 Russell Court, Chesham, Bucks. Meetings at St Michaels Hall, St Michaels Green, Beaconsfield 7.45 - 9.45pm. Programming, gaming swapping PD, having fun. Membership £20/pa; £10/6 months

**Bloomfield video and computing** Contact Mrs Beryl Hughes = 0267 2357522 Nashville, 50 Glynderl, Carmarthen, Dyfed SA31 2EX. Meetings at the Bloomfield Community Centre, 7.30pm alternate Tuesdays. Amiga for beginners, video techniques etc. Membership £5

**BR & CJ Computer Club** B Robinson at 23 Fairway Rd, Shepshed, Loughborough, Leicestershire, LE12 9DS = 0392 72889 or 03922 841296. Regular disk mag packed with tips, reviews of games and serious software, game cheats database, demos and utils, very large PD library. Membership fee £1.25

**Camberley User Group** Lectures, competitions, advice, meetings, free membership. For more info contact F Wellbelove = 0252 871 545

**Champion PD Club** PD at 30p, newsletters, advice, help and more. Membership £10. Contact Steve Pickett, 31 Somerset Close, Catterick, N Yorkshire, DL9 3HE

**Chester-le-Street 16-Bit Computer Club** Ground floor function suite, The Civic Centre, Newcastle Rd, Chester-le-Street. Meets Mondays from 7.30-9.30pm. Exchange advice and swap tips. = Peter Mears 091 385 2939

## GET YOURSELF LISTED

If you run a user group which isn't listed on this page, fill in the form below for your free entry. Send it to **Amiga Shopper User Groups List, 30 Monmouth Street, Bath BA1 2BW**. We reserve the right to refuse entries.

AS19

Group name .....

Contact name .....

Contact telephone number .....

Contact address .....

.....

Place of meetings .....

Time of meetings .....

Type of activities .....

.....

Membership fee .....

**CDTV Users Club** Swap views on software and hardware. Contact Julian Lavanini, 113 Fouracres Rd, Newall Green, Manchester M23 2BS

**Chic Computer Club** Full details with an SAE to STAMP, Chic Computer Club, PO Box 121, Gerrards Cross, Bucks. Contact Steve Winter ☎ 0753 884473

**Club Amiga** £10 a year for PD and a 24-hr helpline service (091-385 2627). For more info send SAE to Chris Longley, 5 Bowes Lea, Shiney Row, Houghton Le Spring, Tyne and Wear

**Club Futura** Advice to programmers and beginners. Send SAE for info to G Holland, 16 Hermlston, Monkseaton, Whitley Bay, Tyne & Wear NE25 9AN

**Comp-U-Pal** Australian group for users in the outback. Newsletter, helpline, PD library. Membership A\$24. Comp-U-Pal, c/o MDA, PO Box 29, Knoxfield 3180, Victoria, Australia

**Computeque** Steve Lalley at Inskip Meeting Hall, Ashurst, Skelmersdale, Lancs on 0695 31378 7.45pm - 10.30 pm every Tuesday. From beginner to advanced user. Half year membership £2.50 children, £3 adults

**Computer Club** 16 Laton Rd, Hastings, East Sussex ☎ 0424 421480. A 16-bit club dedicated to being computer enthusiasts. Membership costs £15 per year

**Deluxe Cheats Disk User Group** Steven Frew at 96 Campden Green, Solihull, West Midlands, B92 8HG. Software advice. Updates every 2 months! £4 for disk £2 for updates

**Edinburgh Amiga Group** Membership £5. Includes free advice and PD. Contact Neil McRea, 37 Kingsknowe Road North, Edinburgh EH14 2DE with SAE

**Enfield Amiga club** Contact Sean Clifton ☎ 081 B042B67 32a Hoe Lane, Enfield, Middx Meet, swap, competitions, helping new users with problems

**Exeter 16 Bit User Group** Andrew Deeley or Phil Treby at 25A Gloucestershire Rd, Exwick, Exeter, EX4 2EF. Meeting every Wednesday 7pm. Programming £6 per annum

**Galactik PD** Contact 10 Crugan Ave, Klnmel Bay, Clwyd LL18 5DG. Demos, music, utilities, games, £1.50 for catalogue disk

**GFA Basic Forum** Contact J Findlay ☎ 0788 891197 or send SAE to 52 Church Rd, Braunston, Nr Daventry Northants NN11 7HQ. Free advice on programming in GFA. Also tutorial disk for sale. Beginners and advanced users welcome. Free membership

**Guru Masters PD**, demos etc, contact the Shenff, 111 Sherbourne

Rd, Banbury, Wolverhampton, WV10 9EU ☎ 0902 782277

**Hampshire PD Club** Mike Gallienne at 79, Carless Cl, Rownes, Gosport, Hants, PO13 9PW on 0705 585323. Public Domain Disks at 35p. Competitions once a month. Send an SAE for more info to the above address. £10 a year

**Hereford Amiga Group** Membership free, help, exchange of PD and shareware. Lotus Turbo 2 Quad Player Championship. Contact John Macdonald, Alma Cottage, Ailensmore, Hereford HR2 9AT ☎ 0981 21414

**Hornesoft PD** Amiga PD from 20p to 69p. Send SAE and disk for catalogue. Contact 23 Stanwell Cl, Wincobank, Sheffield S9 1PZ

**In Touch Amiga** Penpals, contacts, PD, swaps £2.50/year. For more information contact P Allen, 0342 835530, PO Box 21, Lingfield, Surrey RH7 6YJ

**Independent Commodore Products Users' Group** Biggin Hill Library, Church Rd, Biggin Hill, Kent. Meets most Thursdays from 7.45-9.45pm. Lectures and open nights. ☎ John Bickerstaff after 8.30pm 081-651 5436. Also national network of user groups. Contact individual groups for details on activities, cost, meetings etc;

**Andover** ☎ R Geere 0264 790003  
**Anglesey** ☎ N Massey 0407 765221  
**Coventry** ☎ W Light 0203 413511  
**Dublin** ☎ G Reeves 010 353 12 883863

**Leeds** ☎ R Eyre 0532 487691  
**Macclesfield** ☎ P Richardson 0298 23644

**Merseyside** ☎ G Titherington 051 521 2553  
**Mid Thames** ☎ M Hatt 0753 645728  
**S Wales ICPUG** ☎ I Kelly 0222 513815

**Solent** ☎ A Dimmer 0705 254969  
**SouthWest** ☎ P Miles 0297 60339  
**Stevenage** ☎ B Grainger 0438 727925  
**Watford** ☎ B Rigby 0923 264510  
**W Riding** ☎ K Morton 0532 537318  
**Wigan** ☎ B Caswell 0942 213402

**JJC** Amiga correspondence course £50/year. Contact PO Box 19, High Wycombe, Bucks HP11 1UF. ☎ 0494 983347

**Kent Youth Computer Group** Contact Jim Fanning ☎ 0233 629804 North Youth Centre, Essella Rd, Ashford, Kent. Meetings at the North Youth Centre, Thursdays 7 - 10pm computer fair visits, video and DTP work, monthly newsletter Membership 40p/month

**Lothlan Amiga Users** Group Contact Andrew Mackie ☎ 0506 630509 52 Simiehill Ave, Bathgate, W Lothlan EH48 2RR Advice and help in buying hardware, software etc, group buying, dealers' circulars welcome. Membership free

**Maritime Amiga Club** Maritime computing, interact with seafarers

ashore on Amigas. Contact CDR K Osei, GN Ships Refit Office, 51 Rue de la Bretonniere, 50105 Cherbourg, France. ☎ 33 33225447

**Marksman** (Trojan Phazer user group) Contact David Green, 67 Thicket Drive, Maltby, Rotherham, S Yorkshire S66 7LB Promotes use of the Trojan Phazer, swaps PD and own programs, aims to set up a disk magazine

**N Ireland Amiga User** Contact Stephen Hamer, 98 Crebilly Rd, Ballymena, Co Antrim BT42 4DS. Disk based mag £2.50/issue. Free PD, SAE for further info

**Norwich Masked Heros** SAE for info. Free membership. Contact Zorro, 278 Aylsham Rd, Norwich, Norfolk NR32RG ☎ 0603 409899

**Pennine Amiga Club** 26 Spencer Street, Keighley, West Yorkshire BD21 2BU. Free membership, free advice and a newsletter. Contact Neville Armstrong for more info ☎ 0535 609263

**Perth and district amateur computer society** Contact Alastair MacPherson 137 Glasgow Rd, Perth. Meetings third Tuesday in every month, 8pm. General advice, talks, Amiga PD. Membership £6 or free for under 16s

**Public Domain Exchange** Demos, music, utilities, animation. Annual fee £8 Contact D McLeish, 26 Taunton Ave, Leigh, Lancs WN7 5PT

**Public Domain User Group** Swaps PD, provides advice. SAE to 12 Oxford Rd, Guildford, Surrey

**PUG** Contact S Jackson ☎ 0446 772331 Whitebeam Cottage, Trehyngyll, Cowbridge, S Glamorgan Cheap PD library, swap hints, reviews, articles etc. SAE for more details

**Redburn Computer** User Group Contact Paul Armstrong ☎ 0294 56003, 12 Highfield St, Kilwinning, Ayrshire KA13 7BN. Meetings at the Redburn Community Centre, Dickson Drive, Irvine. Group meets every second Wednesday from 5 Aug 92, 6.45 - 9.30pm. Help, Ideas, PD and shareware, graphics and business. Membership 75p per meeting; £7/year

**Rye Computer Club** Swap/meet at the Rye Community Centre. For info contact Oliver Campion, 71 The Mint, Rye, E Sussex TN31 7DP ☎ 0797 222876

**Serious Amiga Users** Membership £5, £1 admision. Contact J Kucak for more; ☎ 0706 290387. Fortnightly meetings 7.30-11 at the High Crompton Conservative Club

**Shieldsoft PD** at Wilmar Lodge, 13 Churton Rd, Rhyl, CLwyd.LL18 3NB. Write for more information. Basic programming help. Advice on the CLI and AMOS. Disks from only 50p to 80p. Membership free ☎ 0745 343044

**Sherlock PD** Quarterly disk mag, help and advice for beginners. 50p/disk. A Doyle, 44 Milton Street, Warrenpoint, Co Down, N Ireland

**Shropshire Amiga Link** Advice, monthly disk mag, PD £15/year fee. Contact N Cockayne, 2 Dodmoor Grange, Randlay, Telford, Shropshire TF3 2AW ☎ 0952 591376

**Silm Agnus** 115 Brocks Drive, North Cheam, Sutton, Surrey SM3 9UW. Group meets the last Thursday of every month. PD library, 8BS, advice from Amiga experts. Contact Philip Worrel.

**Software Exchange Service** 13 Bournville Lane, Stirchley, Birmingham, West Midlands B30 2JY. For more info ☎ Michael Pun 021-459 7576

**South 16** Bimonthly mag and disk, also PD library. SAE for more info. £10/year. Contact Bruce, PO Box 16, Southampton SO9 7AU

**South Wales Club** Newsletter, PD library, free newsletter, programs, help and advice. For more info contact D Allen 53 West Avenue, Treceynydd, Caerphilly, CF8 2SF

**Unique Styles** Derek at 15 Montgomery Rd, Highbrooms, Tunbridge Wells, Kent on 0892 518319. By post only. For Amiga artists, programmers/musicians. Free membership

**Wardray Hern Consortium** User group of user groups for Amiga and possibly others. Membership fees to be discussed and incurred. PD library to be set up. Also Hern connection - worldwide contacts wanted. SAE and disk to WardCon info, (AS) Warren Hardy, 21 Stockfield Ave, Fenham, Newcastle upon Tyne NE5 2DX

**Warpsdrive (friends of Amiga)** Amiga help-line, PD library, bi-monthly disk mag, free drinks, competitions and infosheet. £15 a year. Contact B Scales 110 Burton Ave, 8alby, Doncaster DN4 8BB ☎ 0302 859715

**WCSPSA!** Help available. PD disk of your choice and newsletter every month. PD at £1. Membership fee £25. For more information contact A Jamieson ☎ 0749 677609

**Wrexham District Computer Club** PD, library, equipment loan. 10p to join, 50p to get in. Meetings at the Memorial Hall, Wrexham every Thursday, 7-10pm. Contact Paul Evans, 3 Ffordd Elfed, Rhosnesi, Wrexham, Clwyd LL12 7LU

**Your Amiga Club** Heliplines, PD, social evenings, classes, club mag. Fee: £12, family £15. Contact P Higgins ☎ 0424 892269. The Old Chapel, Church Rd, Catsfield Battle, Sussex TN33 9DP

**Zymurgy** General Amiga computing etc. Free membership. For further information contact A Carr, 39 Sewlkirk Rd, Ipswich, Suffolk IP4 3JB. ☎ 0473 725241

# Hacking away

**Garden shears in hand, Cliff Ramshaw has a look at pruning trees with the aim of improving his noughts and crosses program in his ongoing tutorial for beginners**

**N**ow that we've looked at all of the important routines which constitute a noughts and crosses program, it's time to put them together to make a working game. The finished version is shown in Listing 1 on the opposite page.

If you type this in and run it, you may well be shocked. It takes the computer in excess of 15 minutes to make its first move. With every new move made, this response time is reduced, until the last couple of moves are made instantaneously. If you have the patience to persevere, you'll find that the computer is an infallible player – it always either wins or forces a draw. Nevertheless speed is certainly a problem with this program. Fortunately there are a couple of steps that can be taken to remedy it.

The first is to create a separate first move generator. At the beginning of the game there are more possible positions for the computer to move into than at any other time, and therefore it takes longer for it to reach a decision. What we need is an entirely separate, and much faster, decision making process for just this one move. The principle is the same as that used in chess programs, which keep a library of possible opening moves and choose one at random.

The difference is that with noughts and crosses there is only one sensible opening move: to take a corner position. OK, that's actually four possible moves, but there is no material difference in choosing one corner over another. In fact, no decision making process is needed at all for the first move: all we have

to do is place the computer's nought in the top left hand corner of the board, at co-ordinates (1,1). This can be done by modifying the If clause just after the statement which reads:

```
Input "Would you like to ↵
go first?";
```

to the following:

```
If Upper$(Left$(A$,1))="N" ↵
Then BOARD(1,1)=NOUGHT
DISPLAY
```

and so on as before. The function Upper\$ converts any lowercase characters in a string to uppercase. It's used here so that we don't have to check for both an 'n' and an 'N' character. The function Left\$ takes a string and returns the left hand part of it, of a length determined by the number following the string's name and a comma. In this case, Left\$ yields only the first character from the string A\$.

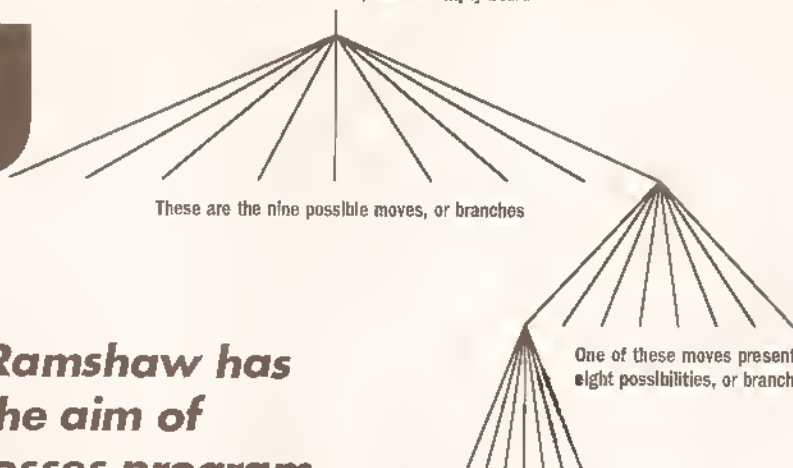
Note that if the player elects to go first, then the computer's responding move is chosen in the normal way, since it is dependent on the player's move.

Of course, this doesn't affect the speed of the rest of the game, which still leaves something to be desired. The solution lies in a technique known as pruning.

## PRUNING PRINCIPLES

The term arises because of the search strategy that the program adopts, which is commonly called a search tree. The initial board position is the root of the tree, and each of the possible moves that the computer tries forms a branch of the tree. With each level of recursion, these branches split as each of the

This is the root of the tree, with an empty board



At this point, there are only seven possible moves left, hence seven branches

possibilities at that level is tried out. When one of these branches has gone as far as it can – in other words, once the game has ended along that branch – the final move is termed a leaf.

Have a look at the diagram directly above for a clearer illustration of the analogy.

## A THOROUGH SEARCH

With the program as it stands every branch is looked at, right up to the leaves.

At each stage in the game, the computer plays every single possible game from then onwards to the end of the game, and then chooses the one that it considers best. However, it is possible to realise that searching certain branches are fruitless (sorry!) and that there is no point in exploring them further. These branches are cut off from the search tree, or 'pruned', leaving the computer free to search those branches that are more likely to yield results.

How, you may well ask, is this done? Well, it goes like this...

## MODIFYING MIMAX

The procedure MIMAX has to be modified to take two extra parameters, LEAST and CUTOFF. It now looks as follows:

```
Procedure ↵
MIMAX (TURN, LEAST, CUTOFF)
Shared BOARD(), EMPTY
GAMEOVER
If Param=True
STATIC (TURN)
RESULT=Param
Else
LEASTSOFAR=LEAST
For X=1 To 3
For Y=1 To 3
If LEASTSOFAR>CUTOFF
If BOARD(X,Y)=EMPTY
BOARD(X,Y)=TURN
MIMAX (-TURN, -CUTOFF, ↵
LEASTSOFAR)
```

```
BOARD(X,Y)=EMPTY
If Param<LEASTSOFAR
LEASTSOFAR=Param
End If
End If
End If
Next Y
Next X
RESULT=-LEASTSOFAR
End If
End Proc (RESULT)
```

The only other modification to be made is to the BESTMOVE procedure, the only place from which MIMAX is called (aside from within itself). The call has to be modified to take these two new parameters into account. So the line which read:

```
MIMAX (-TURN)
```

should be modified to read:

```
MIMAX (-TURN, 255, -255)
```

MIMAX looks at each empty board position in turn, and places a piece in it. Then it calls itself recursively. The result that is returned is the best possible score, the lowest, that could be obtained as a consequence of making this move.

The computer knows that if the move considered gives it the opportunity to win the game, then there is no point in going further and checking the other possible moves from this position. In this case, none of the other moves are checked at this level of the recursion and the routine ends.

## VALUABLE MOVES

When MIMAX is initially called from BESTMOVE, the variables LEAST and CUTOFF are given values of 255 and -255 respectively. The variable LEAST is used to initialise the variable LEASTSOFAR, which keeps a track of the best move found so far by MIMAX. The value is initially very large so no matter what the score of

**"At each stage, the computer plays every single possible game"**



a move is found to be, it will be assigned to LEASTSOFAR in preference to 255. In fact, LEASTSOFAR will quickly diminish to a value of +1. If not lower, the only possible values returned from a call to MIMAX being -1, 0 and +1.

The negative of this value is then passed to the recursive invocation of MIMAX as the CUTOFF parameter. Meanwhile the CUTOFF variable (which has a value of -255 initially) is inverted and passed to the recursive invocation of MIMAX as the LEAST parameter.

After MIMAX has checked one space on the board and then called itself, it will be doing so with a value of 255 for LEAST (as before) and a minimum value of -1 for CUTOFF.

At this secondary level of recursion, the positions on the board will cease to be checked as soon as one is found with a score less than or equal to CUTOFF. Given that CUTOFF has a value of -1, this will occur as soon as a move resulting in a win for the computer has been found. If CUTOFF has a value of 0, it will occur as soon as a move resulting in a win or draw is found. If CUTOFF has a value of +1, then no further moves will be checked at this level.

## LESS CHECKS

As you can see, the process of swapping CUTOFF and LEASTSOFAR at each successive level of recursion means that many fewer positions have to be checked before a final result is established. If you modify the program as instructed above, you'll find there's a marked difference in efficiency.

Well that about wraps it up for noughts and crosses. There are of course many other modifications you could make to the program, or even completely different approaches to the problem, but I'll leave these for you to make.

## PRACTICE MAKES PERFECT

This series should have taught you enough of the fundamentals of programming to give you the confidence to attempt writing other programs of your own.

We've gone right from the basics of programming to fairly advanced concepts such as procedures, local variables and recursion.

Hopefully, you've managed to keep up, but if not I suggest you have a look back through the articles, pay careful attention to the code examples and, above all, mess around yourself. Improving your programming ability, like that of any activity, is best achieved through practice. So keep experimenting! Think of a program you'd like to have, and start writing it. Good luck. **AS**

# LISTING 1 • LISTING 1 • LISTING 1 • LISTING 1

```

LISTING 1
Dim BOARD(3,3)
EMPTY=0
CROSS=-1
NOUGHT=1
For X=1 To 3
  For Y=1 To 3
    BOARD(X,Y)=EMPTY
  Next Y
Next X
Cls
Input "Would you like to go
first? ";A$
If Upper$(Left$(A$,1))="N"
  BESTMOVE[NOUGHT]
  BOARD(XBEST,YBEST)=NOUGHT
End If
DISPLAY
Repeat
  PMOVE
  DISPLAY
  GAMEOVER
  If Param=False
    XBEST=0
    YBEST=0
    BESTMOVE[NOUGHT]
    If XBEST<>0
      BOARD(XBEST,YBEST)=NOUGHT
      DISPLAY
    End If
  End If
  FULL
  A=Param
  WON[NOUGHT]
  B=Param
  WON[CROSS]
  C=Param
  Until (A=True) or (B=True)
  or (C=True)
  Locate 0,20
  If A=True
    Print "It's a draw"
  Else
    If B=True
      Print "I won"
    Else
      Print "You won"
    End If
  End If
  Stop
  Procedure HORIZLINE[TURN]
  Shared BOARD()
  RESULT=False
  If ((BOARD(1,1)=TURN and
  BOARD(2,1)=TURN and
  BOARD(3,1)=TURN)
  or (BOARD(1,2)=TURN and
  BOARD(2,2)=TURN and
  BOARD(3,2)=TURN)
  or (BOARD(1,3)=TURN and
  BOARD(2,3)=TURN and
  BOARD(3,3)=TURN)) Then
    RESULT=True
  End Proc[RESULT]
  Procedure VERTLINE[TURN]
  Shared BOARD()
  RESULT=False
  If ((BOARD(1,1)=TURN and
  BOARD(1,2)=TURN and
  BOARD(1,3)=TURN)
  or (BOARD(2,1)=TURN and
  BOARD(2,2)=TURN and
  BOARD(2,3)=TURN)
  or (BOARD(3,1)=TURN and
  BOARD(3,2)=TURN and
  BOARD(3,3)=TURN)) Then
    RESULT=True
  End Proc[RESULT]
  Procedure DIAGLINE[TURN]
  Shared BOARD()
  RESULT=False
  If ((BOARD(1,1)=TURN and
  BOARD(2,2)=TURN and
  BOARD(3,3)=TURN)
  or (BOARD(3,1)=TURN and
  BOARD(2,2)=TURN and
  BOARD(1,3)=TURN)) Then
    RESULT=True
  End Proc[RESULT]
  Procedure WON[TURN]
  Shared BOARD(),EMPTY
  RESULT=True
  For X=1 To 3
    For Y=1 To 3
      If BOARD(X,Y)=EMPTY Then
        RESULT=False
      Next Y
    Next X
  End Proc[RESULT]
  Procedure GAMEOVER
  Shared BOARD(),NOUGHT,CROSS
  RESULT=False
  FULL
  If Param=True Then RESULT=True
  WON[NOUGHT]
  If Param=True Then RESULT=True
  WON[CROSS]
  If Param=True Then RESULT=True
  End Proc[RESULT]
  Procedure STATIC[TURN]
  Shared BOARD()
  WON[TURN]
  If Param=True
    RESULT=1
  Else
    WON[-TURN]
    If Param=True
      RESULT=-1
    Else
      RESULT=0
    End If
  End If
  End Proc[RESULT]
  Procedure MIMAX[TURN]
  Shared BOARD(),EMPTY
  GAMEOVER
  If Param=True
    STATIC[TURN]
    RESULT=Param
  Else
    LEASTSOFAR=255
    For X=1 To 3
      For Y=1 To 3
        If BOARD(X,Y)=EMPTY
          BOARD(X,Y)=TURN
          MIMAX[-TURN]
          BOARD(X,Y)=EMPTY
          IF
          Param<LEASTSOFAR
        End If
      Next Y
    Next X
  End Proc
  Procedure PMOVE
  Shared
  BOARD(),CROSS,NOUGHT,EMPTY
  GOOD=0
  Repeat
    Locate 30,16
    Print " "
    Locate 0,16
    Input "Enter your move
    (across, down)";X,Y
    If (X>=1) and (X<=3) and (Y>=1)
    and (Y<=3) Then If
    BOARD(X,Y)=EMPTY Then GOOD=1
  Until GOOD=1
  BOARD(X,Y)=CROSS
  End Proc
  Procedure DISPLAY
  Shared
  BOARD(),CROSS,NOUGHT,EMPTY
  Cls
  Print " 1 2 3"
  Print
  Print "1"
  Print
  Print "2"
  Print
  Print "3"
  Draw 28,0 To 28,59
  Draw 44,0 To 44,59
  Draw 0,28 To 59,28
  Draw 0,44 To 59,44
  For X=1 To 3
    For Y=1 To 3
      Locate X*2,Y*2
      If BOARD(X,Y)=CROSS Then
        Print "X"
      If BOARD(X,Y)=NOUGHT
        Then Print "O"
      Next Y
    Next X
  End Proc
  LEASTSOFAR=Param
  End If
  End If
  Next Y
  RESULT=-LEASTSOFAR
End If
End Proc[RESULT]
Procedure BESTMOVE[TURN]
Shared
BOARD(),XBEST,YBEST,EMPTY
GAMEOVER
If Param=True
  XBEST=0 : YBEST=0
Else
  LEASTSOFAR=255
  For X=1 To 3
    For Y=1 To 3
      If BOARD(X,Y)=EMPTY
        BOARD(X,Y)=TURN
        MIMAX[-TURN]
        BOARD(X,Y)=EMPTY
        If
        Param<LEASTSOFAR
        LEASTSOFAR=Param
          XBEST=X
          YBEST=Y
        End If
      Next Y
    Next X
  End If
  End Proc
  Procedure PMOVE
  Shared
  BOARD(),CROSS,NOUGHT,EMPTY
  GOOD=0
  Repeat
    Locate 30,16
    Print " "
    Locate 0,16
    Input "Enter your move
    (across, down)";X,Y
    If (X>=1) and (X<=3) and (Y>=1)
    and (Y<=3) Then If
    BOARD(X,Y)=EMPTY Then GOOD=1
  Until GOOD=1
  BOARD(X,Y)=CROSS
  End Proc
  Procedure DISPLAY
  Shared
  BOARD(),CROSS,NOUGHT,EMPTY
  Cls
  Print " 1 2 3"
  Print
  Print "1"
  Print
  Print "2"
  Print
  Print "3"
  Draw 28,0 To 28,59
  Draw 44,0 To 44,59
  Draw 0,28 To 59,28
  Draw 0,44 To 59,44
  For X=1 To 3
    For Y=1 To 3
      Locate X*2,Y*2
      If BOARD(X,Y)=CROSS Then
        Print "X"
      If BOARD(X,Y)=NOUGHT
        Then Print "O"
      Next Y
    Next X
  End Proc

```

# Gene's World

*This month Philip Gladwin shows how virtual creatures learn the ropes of life with a little help from genetic algorithms*

If you were listening last month you'll remember that the point of this series is to show how the principles of natural selection can help us write code that evolves into a superfluous state. The problem we're going to look at is that faced by every small, hungry, virtual creature wandering around in a virtual wood. When we first meet this creature it will be roaming around, getting nowhere, banging its head on trees and missing the food that's under its nose because it's simply too stupid to find it. We're going to bring it to a state where we can watch it run straight for the food and miss the trees.

One way of helping such a creature would be to spoonfeed it with expert system type rules about what to do depending on where it finds itself in the wood. Then whichever situation it encountered it would recognise it and know what action would bring it most benefit.

Of course there are people who would say that in order to be truly charitable you have to give hungry people tools rather than food. So let's be truly humane and give this creature the tools for its own salvation, principles by which its knowledge about the wood can evolve until it becomes useful.

Thus, instead of our creature

being dependent on us for everything, it will learn - completely un-assisted - rules to show that banging its head on trees is pointless and that eating food is the best way of stopping that gnawing pain in its stomach. Then it can stand up on its own six feet and be proud of what it has done. Instead of being forever in our debt. (The other thing it could do is come after us and murder us for not giving it food when it was hungry, but that's another story).

## GENE LIVES!

So how do we simulate this creature? (Let's, out of a kind of weak humour, call it Gene). There are four principles that are worth thinking about before we do any coding:

- When any creature is born it lives in a continual torrent of sensory signals. This must be so for Gene, and he must learn to distinguish which signals are important, and which are irrelevant.
- Gene must be capable of taking actions which will change the sensory signals he is perceiving.
- He must learn pretty quickly that some signals have a special importance for him - such as those that occur when he eats some food.

- He must want to make those special signals happen as often as he can. This is a priority that ought to be reflected in his actions.

Gene's environment, the wood where he first sees the light of day, is full of obstacles: trees and rocks, and food; apples. We can represent a wood like this on the computer by creating a grid, with squares that are empty, or that hold trees, or that

# GENETIC ALGORITHM PROGRAM PART ONE

```
Dim WOOD$(16),RULE$ _
(40,2),STRENGTH$(40),M(40) _
,A(40),OLD_A(40),PERCENT(110)
Dim AV(50),SPLICE(40)
Global WOOD$( ),RULE$( ), _
XLOC,YLOC, _
REWARD_FLAG,GENE_VISION$, _
STRENGTH$( )
Global _
M(),A(),OLD_A(),WALKED, _
CYCLE_COUNTER,FIRST_TIME
INIT
Repeat
CYCLE
Inc COUNT
Until COUNT=550
Procedure BUILD_WOODS
WOOD$(1)="....."
WOOD$(2)="....."
WOOD$(3)="..T..T..T..T.."
WOOD$(4)="..F..F..F..F.."
WOOD$(5)="....."
WOOD$(6)="....."
WOOD$(7)="..T..T..T..T.."
WOOD$(8)="..F..F..F..F.."
WOOD$(9)="....."
WOOD$(10)="....."
WOOD$(11)="..T..T..T..T.."
WOOD$(12)="..F..F..F..F.."
WOOD$(13)="....."
WOOD$(14)="....."
WOOD$(15)="....."
WOOD$(16)="....."
End Proc
Procedure CYCLE
PROBLEM
If Rnd(3)=0 Then GENETIC
Inc CYCLE_COUNTER
If CYCLE_COUNTER=51 Then _
CYCLE_COUNTER=1
GRAPH_RESULT
End Proc
Procedure DRW_WOOD
Paper 0 : Locate 50,0
Print WOOD$(1)
For I=2 To 16
Locate 50,I-1
Print WOOD$(I)
Next I
Locate XLOC+49,YLOC-1 : _
Pen 5 : Print "*" : Pen 2
End Proc
Procedure FIND_CONTENTS[I]
' used by refresh_vector to _
look around GENE
If I=0
Y=YLOC-1
If Y=0
End If
LEVEL$=WOOD$(Y)
CONTENT$=Mid$(LEVEL$,X,1)
Goto LEAVEPROC
End If
If I=7
Y=YLOC-1 : X=XLOC-1
If Y=0
Y=1
End If
If X=0
X=1
End If
LEVEL$=WOOD$(Y)
CONTENT$=Mid$(LEVEL$,XLOC,1)
Goto LEAVEPROC
End If
If I=1
Y=YLOC-1 : X=XLOC+1
If Y=0
Y=1
End If
If X=17
X=16
End If
LEVEL$=WOOD$(Y)
CONTENT$=Mid$(LEVEL$,X,1)
Goto LEAVEPROC
End If
If I=2
X=XLOC+1
If X=17
X=16
End If
LEVEL$=WOOD$(Y)
CONTENT$=Mid$(LEVEL$,X,1)
Goto LEAVEPROC
End If
If I=3
Y=YLOC+1 : X=XLOC+1
If X=17
X=16
End If
If Y=17
Y=16
End If
LEVEL$=WOOD$(Y)
CONTENT$=Mid$(LEVEL$,X,1)
Goto LEAVEPROC
End If
If I=4
Y=YLOC+1
If Y=17
Y=16
End If
LEVEL$=WOOD$(Y)
CONTENT$=Mid$(LEVEL$,XLOC,1)
Goto LEAVEPROC
End If
If I=5
Y=YLOC+1 : X=XLOC-1
If Y=17
Y=16
End If
If X=0
X=1
End If
LEVEL$=WOOD$(Y)
CONTENT$=Mid$(LEVEL$,X,1)
Goto LEAVEPROC
End If
If I=6
X=XLOC-1
If X=0
X=1
End If
LEVEL$=WOOD$(Y)
CONTENT$=Mid$(LEVEL$,X,1)
Goto LEAVEPROC
End If
If I=7
Y=YLOC-1 : X=XLOC-1
If Y=0
Y=1
End If
If X=0
X=1
End If
LEVEL$=WOOD$(Y)
CONTENT$=Mid$(LEVEL$,X,1)
Goto LEAVEPROC
End If
If I=8
Y=YLOC-1 : X=XLOC+1
If Y=0
Y=1
End If
LEVEL$=WOOD$(Y)
CONTENT$=Mid$(LEVEL$,X,1)
Goto LEAVEPROC
End If
If I=9
Y=YLOC+1 : X=XLOC-1
If Y=17
Y=16
End If
LEVEL$=WOOD$(Y)
CONTENT$=Mid$(LEVEL$,X,1)
Goto LEAVEPROC
End If
If I=10
Y=YLOC+1 : X=XLOC+1
If X=17
X=16
End If
LEVEL$=WOOD$(Y)
CONTENT$=Mid$(LEVEL$,X,1)
Goto LEAVEPROC
End If
If I=11
Y=YLOC+1 : X=XLOC-1
If Y=17
Y=16
End If
LEVEL$=WOOD$(Y)
CONTENT$=Mid$(LEVEL$,X,1)
Goto LEAVEPROC
End If
If I=12
Y=YLOC+1 : X=XLOC+1
If X=17
X=16
End If
LEVEL$=WOOD$(Y)
CONTENT$=Mid$(LEVEL$,X,1)
Goto LEAVEPROC
End If
If I=13
Y=YLOC+1 : X=XLOC-1
If Y=17
Y=16
End If
LEVEL$=WOOD$(Y)
CONTENT$=Mid$(LEVEL$,X,1)
Goto LEAVEPROC
End If
If I=14
Y=YLOC+1 : X=XLOC+1
If X=17
X=16
End If
LEVEL$=WOOD$(Y)
CONTENT$=Mid$(LEVEL$,X,1)
Goto LEAVEPROC
End If
If I=15
Y=YLOC+1 : X=XLOC-1
If Y=17
Y=16
End If
LEVEL$=WOOD$(Y)
CONTENT$=Mid$(LEVEL$,X,1)
Goto LEAVEPROC
End If
If I=16
Y=YLOC+1 : X=XLOC+1
If X=17
X=16
End If
LEVEL$=WOOD$(Y)
CONTENT$=Mid$(LEVEL$,X,1)
Goto LEAVEPROC
End If
If I=17
Y=YLOC+1 : X=XLOC-1
If Y=17
Y=16
End If
LEVEL$=WOOD$(Y)
CONTENT$=Mid$(LEVEL$,X,1)
Goto LEAVEPROC
End If
If I=18
Y=YLOC+1 : X=XLOC+1
If X=17
X=16
End If
LEVEL$=WOOD$(Y)
CONTENT$=Mid$(LEVEL$,X,1)
Goto LEAVEPROC
End If
If I=19
Y=YLOC+1 : X=XLOC-1
If Y=17
Y=16
End If
LEVEL$=WOOD$(Y)
CONTENT$=Mid$(LEVEL$,X,1)
Goto LEAVEPROC
End If
If I=20
Y=YLOC+1 : X=XLOC+1
If X=17
X=16
End If
LEVEL$=WOOD$(Y)
CONTENT$=Mid$(LEVEL$,X,1)
Goto LEAVEPROC
End If
If I=21
Y=YLOC+1 : X=XLOC-1
If Y=17
Y=16
End If
LEVEL$=WOOD$(Y)
CONTENT$=Mid$(LEVEL$,X,1)
Goto LEAVEPROC
End If
If I=22
Y=YLOC+1 : X=XLOC+1
If X=17
X=16
End If
LEVEL$=WOOD$(Y)
CONTENT$=Mid$(LEVEL$,X,1)
Goto LEAVEPROC
End If
If I=23
Y=YLOC+1 : X=XLOC-1
If Y=17
Y=16
End If
LEVEL$=WOOD$(Y)
CONTENT$=Mid$(LEVEL$,X,1)
Goto LEAVEPROC
End If
If I=24
Y=YLOC+1 : X=XLOC+1
If X=17
X=16
End If
LEVEL$=WOOD$(Y)
CONTENT$=Mid$(LEVEL$,X,1)
Goto LEAVEPROC
End If
If I=25
Y=YLOC+1 : X=XLOC-1
If Y=17
Y=16
End If
LEVEL$=WOOD$(Y)
CONTENT$=Mid$(LEVEL$,X,1)
Goto LEAVEPROC
End If
If I=26
Y=YLOC+1 : X=XLOC+1
If X=17
X=16
End If
LEVEL$=WOOD$(Y)
CONTENT$=Mid$(LEVEL$,X,1)
Goto LEAVEPROC
End If
If I=27
Y=YLOC+1 : X=XLOC-1
If Y=17
Y=16
End If
LEVEL$=WOOD$(Y)
CONTENT$=Mid$(LEVEL$,X,1)
Goto LEAVEPROC
End If
If I=28
Y=YLOC+1 : X=XLOC+1
If X=17
X=16
End If
LEVEL$=WOOD$(Y)
CONTENT$=Mid$(LEVEL$,X,1)
Goto LEAVEPROC
End If
If I=29
Y=YLOC+1 : X=XLOC-1
If Y=17
Y=16
End If
LEVEL$=WOOD$(Y)
CONTENT$=Mid$(LEVEL$,X,1)
Goto LEAVEPROC
End If
If I=30
Y=YLOC+1 : X=XLOC+1
If X=17
X=16
End If
LEVEL$=WOOD$(Y)
CONTENT$=Mid$(LEVEL$,X,1)
Goto LEAVEPROC
End If
If I=31
Y=YLOC+1 : X=XLOC-1
If Y=17
Y=16
End If
LEVEL$=WOOD$(Y)
CONTENT$=Mid$(LEVEL$,X,1)
Goto LEAVEPROC
End If
If I=32
Y=YLOC+1 : X=XLOC+1
If X=17
X=16
End If
LEVEL$=WOOD$(Y)
CONTENT$=Mid$(LEVEL$,X,1)
Goto LEAVEPROC
End If
If I=33
Y=YLOC+1 : X=XLOC-1
If Y=17
Y=16
End If
LEVEL$=WOOD$(Y)
CONTENT$=Mid$(LEVEL$,X,1)
Goto LEAVEPROC
End If
If I=34
Y=YLOC+1 : X=XLOC+1
If X=17
X=16
End If
LEVEL$=WOOD$(Y)
CONTENT$=Mid$(LEVEL$,X,1)
Goto LEAVEPROC
End If
If I=35
Y=YLOC+1 : X=XLOC-1
If Y=17
Y=16
End If
LEVEL$=WOOD$(Y)
CONTENT$=Mid$(LEVEL$,X,1)
Goto LEAVEPROC
End If
If I=36
Y=YLOC+1 : X=XLOC+1
If X=17
X=16
End If
LEVEL$=WOOD$(Y)
CONTENT$=Mid$(LEVEL$,X,1)
Goto LEAVEPROC
End If
If I=37
Y=YLOC+1 : X=XLOC-1
If Y=17
Y=16
End If
LEVEL$=WOOD$(Y)
CONTENT$=Mid$(LEVEL$,X,1)
Goto LEAVEPROC
End If
If I=38
Y=YLOC+1 : X=XLOC+1
If X=17
X=16
End If
LEVEL$=WOOD$(Y)
CONTENT$=Mid$(LEVEL$,X,1)
Goto LEAVEPROC
End If
If I=39
Y=YLOC+1 : X=XLOC-1
If Y=17
Y=16
End If
LEVEL$=WOOD$(Y)
CONTENT$=Mid$(LEVEL$,X,1)
Goto LEAVEPROC
End If
If I=40
Y=YLOC+1 : X=XLOC+1
If X=17
X=16
End If
LEVEL$=WOOD$(Y)
CONTENT$=Mid$(LEVEL$,X,1)
Goto LEAVEPROC
End If
If I=41
Y=YLOC+1 : X=XLOC-1
If Y=17
Y=16
End If
LEVEL$=WOOD$(Y)
CONTENT$=Mid$(LEVEL$,X,1)
Goto LEAVEPROC
End If
If I=42
Y=YLOC+1 : X=XLOC+1
If X=17
X=16
End If
LEVEL$=WOOD$(Y)
CONTENT$=Mid$(LEVEL$,X,1)
Goto LEAVEPROC
End If
If I=43
Y=YLOC+1 : X=XLOC-1
If Y=17
Y=16
End If
LEVEL$=WOOD$(Y)
CONTENT$=Mid$(LEVEL$,X,1)
Goto LEAVEPROC
End If
If I=44
Y=YLOC+1 : X=XLOC+1
If X=17
X=16
End If
LEVEL$=WOOD$(Y)
CONTENT$=Mid$(LEVEL$,X,1)
Goto LEAVEPROC
End If
If I=45
Y=YLOC+1 : X=XLOC-1
If Y=17
Y=16
End If
LEVEL$=WOOD$(Y)
CONTENT$=Mid$(LEVEL$,X,1)
Goto LEAVEPROC
End If
If I=46
Y=YLOC+1 : X=XLOC+1
If X=17
X=16
End If
LEVEL$=WOOD$(Y)
CONTENT$=Mid$(LEVEL$,X,1)
Goto LEAVEPROC
End If
If I=47
Y=YLOC+1 : X=XLOC-1
If Y=17
Y=16
End If
LEVEL$=WOOD$(Y)
CONTENT$=Mid$(LEVEL$,X,1)
Goto LEAVEPROC
End If
If I=48
Y=YLOC+1 : X=XLOC+1
If X=17
X=16
End If
LEVEL$=WOOD$(Y)
CONTENT$=Mid$(LEVEL$,X,1)
Goto LEAVEPROC
End If
If I=49
Y=YLOC+1 : X=XLOC-1
If Y=17
Y=16
End If
LEVEL$=WOOD$(Y)
CONTENT$=Mid$(LEVEL$,X,1)
Goto LEAVEPROC
End If
If I=50
Y=YLOC+1 : X=XLOC+1
If X=17
X=16
End If
LEVEL$=WOOD$(Y)
CONTENT$=Mid$(LEVEL$,X,1)
Goto LEAVEPROC
End If

```

## CORRECTION CORNER

The astute among you will have noticed that a slight error crept into last month's diagram illustrating the three rule classifier system. The top row should have had a '1' under the 'feed it' column. Apologies for any confusion which this may have caused.

```

CONTENTS$=mid$(LEVEL$,X,1)
Goto LEAVEPROC
End If
LEAVEPROC:
End Proc|CONTENTS$]
Procedure INIT
' Opens the screen, ↓
draws the wood,
' draws the graph to check ↓
learning progress
Randomize Timer
Screen Open
1, 620, 240, 16, Hires
Curs Off : Flash Off : ↓
Cls 0 : Ink 2
Polyline 19,10 To 19,210 ↓
To 600,210
Draw 20,10 To 20,210
Draw 14,10 To 19,10
Draw 20,10 To 20,90
Draw 14,50 To 20,50
Draw 14,90 To 20,90
Draw 14,130 To 20,130
Draw 14,170 To 20,170
Draw 70,210 To 70,215
Draw 120,210 To 120,215
Draw 170,210 To 170,215
Draw 220,210 To 220,215
Draw 270,210 To 270,215
Draw 320,210 To 320,215
Draw 370,210 To 370,215
Draw 420,210 To 420,215
Draw 470,210 To 470,215
Draw 520,210 To 520,215
Draw 570,210 To 570,215
Draw 620,210 To 620,215
Ink 1
Draw 21,50 To 600,50
Draw 21,90 To 600,90
Draw 21,130 To 600,130
Draw 21,170 To 600,170
Gr Locate 19,10
Pen 2 : Paper 0
Locate 0,0 : Print 50
Locate 13,27 : Print 100
Locate 25,27 : Print 200
Locate 38,27 : Print 300
Locate 50,27 : Print 400
Locate 63,27 : Print 500
BUILD_WOODS
INIT_RULE_SET
End Proc
'
Procedure INIT_RULE_SET
'
' Build Classifiers + ↓
Actions randomly, assign each
' classifier a starting ↓
strength of 100
'
For I=1 To 40
CLASSIFIER$=""
For J=1 To 16
POI=Rnd(2)
If POI=0 Then BIT$="0"
If POI=1 Then BIT$="1"
If POI=2 Then BIT$="?"
CLASSIFIER$=CLASSIFIER$+BIT$
Next J
RULE$(I,1)=CLASSIFIER$
RULE$(I,2)=Str$(Rnd(7))-""
STRENGTH$(I)=100.0
Next I
End Proc

```

hold food. As we're using Basic a handy way of doing this is to create this grid from an array of strings. Look at the procedure **BUILD\_WOOD** in the source code opposite. It establishes 16 strings, of 16 characters each, to create a grid 16 rows deep and 16 columns wide. Each character represents the contents of that square in the grid. The dots . indicate that there is a space in the wood at that point; the capital **T**s mean that there is a tree filling that square; and the **F** shows there is food in that square.

Although the grid created by the code in **BUILD\_WOOD** is quite small, Gene won't see it like that. Gene has the power to ignore the edges and travel immediately from, say, the extreme right to the extreme left in one leap. To all intents and purposes therefore, Gene is cast adrift in an unbounded wood.

The raw materials for Gene are a set of rules and actions, holding information about the stimuli and responses available to him. Although Gene may be a perfectly fascinating character in his own right who we would dearly love to get to know, there are only a couple of things that we actually need to know about him: where he is in the grid, and the current state of what he thinks about the world.

The first is easy – define two global variables called XPOS and

**"The raw materials  
are a set of rules  
and actions, holding  
information about  
the stimuli and  
responses  
available..."**

YPOS and update them every time he actually moves (as opposed to when he decides to move and runs smack into a tree.)

The second is more complicated. Assume that Gene has two sense receptors, one firing when it detects something opaque in front of it, and one doing the same for things that smell. This isn't a whole lot of detectors, but it's enough to deal with the three types of thing in Gene's world: space, trees, and food. Space is perceived by Gene as an absence of signal at both of his detectors. A tree causes his opacity detector to switch on, but produces no response from his smell detector; and food causes a positive response

from both. We can say therefore that space in any particular location is represented by the digits **00**, a tree by **01**, and food by **11**. As Gene can see the contents of all his neighbour squares, at any one time his knowledge can be described by a 16 bit vector, with two bits for each of the eight possible directions. (See the diagram below for an illustration of this). In the program this vector – the sum of what Gene can currently see – is stored in the string **GENE\_VISIONS**

see if he recognises the situation. If he can find a classifier that matches **GENE\_VISIONS**, with the ?s in the classifier acting as wild cards and matching both **1** and **0**, then he is in luck – he knows what to do.

The knowledge about the action Gene will take in that situation is held in the second column of **RULES()**, which contains strings like "2", or "7". These correspond directly to directions numbered 0-7, starting at 12 o'clock and proceeding clockwise (therefore a direction of 3

### Diagram 1

```

. . . . . * = Gene
. T . . T . . Raw Sense data vector: . T F . . . .
. F . * F . . Processed Sense data vector
(Gene_Vision$): 00 01 11 00 00 00 00 00
. . . . . (00 = space, 01 = a tree, and 11 = some
              food)

```

**Top down view of Gene's world: he can see a space directly ahead of him, a tree to his north east, and some food directly to his east. Apart from that all around him is empty**

### THE STUFF OF MEMORIES

So Gene can see. He can also move. We assume that when he actually trips over food he eats it, and that he can't move through solid objects. Therefore in any situation Gene has the possibility of taking one of up to eight actions. But if he's ever going to move at all sensibly he needs a memory. This memory should hold many of the situations he has encountered before, as well as the actions he took at that time.

The array **RULES(40,2)** is such a memory – it has room for 40 different situations, along with their associated movements. The first column of **RULES()** is filled with strings 16 characters long, such as "0001100110100111" or "0000110101010??0?1". These are classifier rules (remember them from last month? These are slightly different, being twice as long, and each rule coming complete with an associated strength carried in the array **st(40)**). Every time Gene moves to a new position within the wood he takes a look around him and then has a look in his memory to

is SE, and a direction of 0 is due North.)

Now, it would be easy to cheat and, after looking at the wood described in **Procedure BUILD\_WOOD**, to fill Gene's memory with rules that matched particular situations and had the correct action to take already supplied. (Like for example in the situation where Gene has a tree to his NW and food to his W. **GENE\_VISIONS** would be 0000000000001101, and a good classifier/action pair to hard code in would be something like 000000000000??1/6, making Gene move west to take the food directly.) But that's not the point. We want Gene to come to this knowledge himself, and so, courtesy of **Procedure INIT\_RULE\_SET**, Gene's memory starts off with junk – utterly random information. (Sound familiar? Hmm, yes, I thought so). Each rule is filled with random 0s, 1s and ?s, and given the same starting strength of 100. This ensures that when Gene starts off wandering around in the wood he does so completely at random. **AS**

### COMING NEXT MONTH: GENE WALKS, TALKS, AND TAPDANCES

As you can see, most of the code I've given you this week has been to do with initialisation. I've explained the problem, and the basics of the setup we're going to use to solve it. Procedures like **MOVE** and **FILL\_VECTOR** are fairly straightforward mechanical stuff, and shouldn't cause you too much trouble. Next month I'll be getting onto the harder stuff – exactly how this random mass of classifiers is prodded along the path of evolution.


# Software for free

**Ian Wrigley checks out the best in Amiga PD and disk mags. This month there's a special investigation into some of the more eccentric offerings available**

**A**fter the whinges of the last couple of months, the software seems to have started flowing once more. My thanks to the PD libraries and the individual authors who have been sending in software for review. Remember, if you've written a PD or shareware program that you want me to take a look at, send it in c/o *Amiga Shopper* at the usual address.

This month I'm looking at some licenseware from *Deja Vu* and *Amiganuts*, a couple of new disk magazines and the usual round-up of what's best in the freely distributable software market-place.

If there are any specific subject areas that you'd like to see me cover in the future, be sure to write in and let me know.



*Morse Code Tutor*, from *Deja Vu*, is a powerful and easy to use tutor for radio hams – and the loading screen looks good too!

## MORSE CODE TUTOR

**Deja Vu disk L/101**

This program, by Paul Higginson (G7EZH) and Jason Dudgeon, is, as the name suggests, a Morse code tutorial program primarily intended for radio amateurs. However, it does

a little more than many other tutors. While there are some areas that could, I feel, use some improvement, overall this really is a powerful tutorial program – I might even get around to finally learning Morse myself!

The program, which is written in AMOS, is supplied on a

self-booting disk that contains, as its first loading screen, the usual *Deja Vu* copyright information. Clicking the mouse button takes you on to an attractive, digitised image of a typical Ham shack, and then to the main selection screen, where you choose F1 for the program or F2 for the

pitch at which the Morse will be sent. But although the actual pitch is displayed as a value in Hertz, there's no audible example of what this will sound like – just a perky little 'ping' which has no relation to the tone that you've set.

Where the program stands out from the competition is that it not only sends Morse, but receives it too – something very few other programs do. You can either use the mouse (left button is a dot, right button a dash), or the fire button of a joystick. And, as the authors point out, it's easy to connect a real Morse key by wiring it into an old joystick connector. The program seems to receive Morse fairly well, although – as with all computer receivers – your keying has to be pretty accurate in terms of the relative lengths of dots and dashes. Still, this is no bad thing – the more accurate your keying is, the better.

The program can limit the range of characters sent to sections of the alphabet, the whole alphabet or full alphanumeric and special characters. There are send and receive practice modes and quizzes (although the method that the program uses to work out your

### BEGINNERS

**What is PD?**

PD is a general term which many people incorrectly use to refer to all freely-distributable software. In fact, PD (which stands for Public Domain) software is only one branch of this area; the other main one is shareware.

Essentially, PD software may be copied and used by anyone, although some authors place restrictions such as not allowing a PD library to charge more than a certain amount for the disk.

Shareware, on the other hand, should be treated more like commercial software.

Although you are allowed to copy and pass around shareware programs, if you like one then you should pay the requested fee to the author – it's normally only £15 or less, and often entitles you to an upgraded version or a printed manual.

**Paying your shareware fees**



### BEGINNERS START HERE

### BEGINNERS

encourages software authors to write more

programs – and if they don't, the Amiga scene will be a poorer place.

**Can I pass other people copies of PD?**

Yes – that's the way that it gets to a wide audience. Just make sure that you have followed the author's requirements for distribution – normally that you don't charge more than a certain amount for the disk, and that you make sure that all the documentation is included on the disk.

You can also pass on shareware – but not any registered copies of programs. If, when you pay your shareware fee, the author sends you an improved version of the program, then be careful not to give that out. You should only pass on unregistered shareware.

## RATING THE PROGRAMS

Just to be awkward, I rate the software that I review in two different ways, depending on what it is. Disk magazines, collections of clip art and the like are given a 'value for money' rating, since you're paying for one thing on the entire disk. Single programs which appear in a collection of others, or programs which I've downloaded from bulletin boards, are given a 'program rating', which reflects how good I think they are, taking into account usability, bug-proofness and so on. Both ratings are out of a maximum possible 10.

documentation – which is well written and concise.

Entering the program proper, you decide on the program's action in the standard way – by selecting choices from the menu bar. There are options to change the pitch, speed and volume of the Morse code to be sent, although there are no examples of what result any of this will have. For instance, the 'change pitch' command displays a neat little sliding bar from which you select the

accuracy is a little suspect), and the machine can be hooked up to your Morse key when you're actually sending on air, so that you have a text record of what you've sent.

While other programs only teach you to receive Morse – leaving you to develop dreadful keying habits with no correction – this one teaches you how to send too. If you're thinking of learning Morse code – either for your

continued on page 158

**£1.00**  
per disk for 11  
or more disks

# Software Expressions

**£1.20**  
per disk

Introducing some of the best public domain & shareware disks available for the Amiga today. Go on...express yourself!

## + = Plus Compatible UTILITIES

- +U001 ...A-Gene (1 meg).....Trace your ancestors
- +U006 ...Amigazer.....For those astrologists
- +U016 ...Biorhythms (1 meg).....Chart your feelings
- U017 ...Business pack (3 disks).....D/base, s/sheet, w/p
- U024 ...Catalogue Maker (2 disks).....Good; be patient!
- +U033 ...Education 1.....Learn German
- +U035 ...Education 3.....Weather
- +U036 ...Education 4.....Evolution
- U043 ...Intromaker.....As it sounds. Good
- U049 ...Mandelbrot Explorer.....Excellent picsies
- U050 ...Master Virus-Killer.....Recognises over 100 viruses, Essential
- +U052 ...Business Card Maker.....Simple, but useful
- U061 ...Games Music Creator.....Fav. composition writer
- U062 ...House Samples 2.....More acidic sounds
- U063 ...House Samples 3.....Even more acidic sounds
- U073 ...Sid v1.06.....CLI helper. Very popular
- U076 ...Star Trekker.....8 channels, sampler. Superb
- +U078 ...Text Plus.....Word processor
- +U084 ...Wordwright.....For all you dizlecksicks!
- +U089 ...Journal.....Very good account-handler
- +U092 ...Cartoon Brushes.....Lots of famous characters
- +U098 ...Database Master.....Comprehensive AMOS database
- U101 ...C64 Emulator.....Take your Amiga back to basics
- U104 ...Golf Recorder (1 meg).....Excellent disk with pictures
- U106 ...Med v3.11.....Latest sequencer version
- U110 ...Messysid v2.0.....PC to Amiga file transfer
- U113 ...Spectrum Emulator.....Replay the crappy games
- +U118 ...Amiga Fox.....D.T.P. Package
- U120 ...ST Emulator.....Emulate Atari programs
- U121 ...TAB Utilities.....22 utilities
- U122 ...Perm Checker.....Checks pools winnings
- +U123 ...IQ Tester.....How thick are you?
- +U124 ...Chess Tutor.....The quest to become a Grand Master
- +U128 ...Viz Clip Art.....Roger Mory In D Paint
- U129 ...Super Killers.....Kills 120 Virus's
- +U130 ...Label designer.....Various label printers
- +U134 ...Ami Cash.....Best accounts package around
- +U140 ...Amibase Prof.....Excellent database
- +U142 ...Super Fonts.....More fonts for printing
- +U144 ...Sound Tracker Samples (4 disks).....Excellent sounds, particularly drumbeats
- +U146 ...Edword.....Excellent text editor
- +U149 ...The Main Event.....File event editor
- U150 ...Languages.....Spanish, German, Italian + French dictionary
- +U151 ...Imploder v4.0.....File compressor
- +U152 ...PC Task.....Emulates IBM + PC programs
- +U153 ...File-a-fax.....As it sounds
- +U154 ...QED.....Beginners word processor

## DEMOS

- +D015 ...Agatron Star Wars (1 meg/2 disks).....Captivating graphics
- +D016 ...Acid Music.....Some wicked music & graphics
- +D021 ...Budbrain 2.....The equally brilliant sequel
- D023 ...Bass Megademo.....Electrifying graphics & pulsating beat. Get it!
- D036 ...Coma/Cebit/Victory (1 meg).....Classic Acid-type demos
- +D058 ...Enterprise Leaving Dock.....Famous animation
- D060 ...Elvira.....The sexy lady endows herself!

- D061 ...Elvira Activities.....Now move her body!
- D062 ...5 Ways to Kill a Mole.....Funny. Not for animal lovers!
- D063 ...Fillet the fish.....The possible sequel to Puggs. A must
- +D075 ...Girls of Sport.....Pretty shots of talented girls
- D092 ...Iraq demo (1 meg).....Topical cartoon. Bush meets Saddam! Bang!
- +D099 ...Jesus loves Acid.....Mindblowing music and graphics
- +D114 ...Mike Tyson anim.....Well compiled
- D146 ...Red Sector megademo (2 disks).....RS's classic
- +D148 ...The Run (1 meg).....T. Richter's car-chase animation, Good
- +D162 ...Stealthy Manoeuvres (1 meg).....Excellent demo
- +D166 ...Star Trek Animations.....Anims. of USS Enterprise
- +D177 ...Star Trek Animations..Agalron no. 17. More like above, Good
- D215 ...Another 5 ways to Kill a Mole.....It gets sadder!
- +D225 ...Reincarnation of Sgt. Pepper (2 disks, 1 meg).....Bealies classic
- D226 ...Virtual World.....Best demo of year?!
- +D248 ...Pulling the Trigger.....Good demo compilation
- D250 ...Jimmy Hendrix.....Slides and music
- +D251 ...Debble Harry (2 disks).....Slideshow Blondie
- +D253 ...WWF Wrestlers.....Hogan & more
- D254 ...Ray of Hope.....Acidic Demo

## MUSIC

- +M006 ...Baldance remix.....Really good disk. Catchy stuff
- +M016 ...Depeche Mode.....8 tracks of reasonable quality
- +M032 ...Godbrain loves the world.....Great acid-house musak
- M038 ...Hugo's Excentria.....This has to be one of the best house disks
- M039 ...I Love Technology Recent production from Beatmaster, Good
- +M057 ...Powerpack 3 (1 meg).....Includes Vanilla Ice track
- +M059 ...Powerpack 5 (1 meg).....4 classy house tracks
- +M062 ...Random Access.....Art of Noise and more. Startling acid track
- M063 ...Special Brothers.....The Last Intention
- +M080 ...Pet Shop Boys.....Manic mix
- +M081 ...Miami Vice.....Theme music remix
- M084 ...The Wall.....Pink Floyd classic
- M085 ...James Bond Remix.....Catchy Stuff
- M086 ...Great Balls of Fire.....Goodness gracious
- M087 ...Iron Maiden.....The Ides of March
- M088 ...500 things come back dem.....4 relaxing tunes
- +M090 ...Led Zeppelin.....Stairway to Heaven etc.

## GAMES

- +G001 ...Autobahn 3000.....Control ball through tunnel. Hard
- +G003 ...Anlep (1 meg).....Adventure, also slot cars
- G004 ...Airwar.....Fighter simulation, Good shareware game.
- +G005 ...All New Star Trek (2 disks).....USS Enterprise classic. Best one
- +G010 ...Breakout.....Classic bal & ball game
- +G011 ...Blizzard.....Horizontal shoot-'em up. High quality
- G013 ...Bullrun.....War-game, based on US Civil War. Control Army
- +G014 ...Adventure Solutions (2 disks).....Loads of hints of commercial games. Good
- +G015 ...Crossfire (1 meg).....Excellent game written in AMO
- +G019 ...Dungeon Delver (2 disks).....Difficult adventure quest
- +G021 ...Demolition Mission (1 meg).....Similar to Balloonacy, good fun
- +G023 ...Electronic Train Set (1 meg).....Construct own train set
- G029 ...Fiaschblar.....Old favourite. Get to alarm clock

- +G031 ...Gravattack.....Control spaceship, picking up keys
- +G043 ...Learn and Play 1.....Good for the kids, Blackboard maths, etc.
- +G044 ...Learn and Play 2.....More fun for the kids
- +G049 ...Megaball (1 meg).....Excellent game.
- Improved version of Breakout
- G050 ...Master of the Town.....Use mouse to smash windows. Very addictive
- +G053 ...Mayhem.....Brilliant shoot-'em-up
- G055 ...Mechforce.....Strategy game
- G056 ...Monopoly.....Board game on disk
- +G059 ...Nethack (Fish 460).....Good adventure game, recently appraised
- G060 ...Pipeline.....Build an oil pipeline
- +G061 ...Pick up a puzzle (1 meg/2 disks).....Fill the pieces. Good for the kids
- G062 ...3D Pool.....Control cue with mouse, and it's all pol luck!
- G063 ...Pacman.....The classic game still here
- +G065 ...Pixie Kingdom (2 disks).....Tricky adventure game. Good
- +G071 ...Return to Earth (1 meg).....Space adventure
- +G072 ...Star Trek: Next generation.....Not as good as G005
- +G076 ...Star Fleet.....Addictive shoot-'em up
- G077 ...Seven Tiles.....Excellent speedball game from Alpha
- +G081 ...Trek Trivia.....Test your Star Trek knowledge
- +G083 ...Wooden Ball (1 meg).....Score three goals to win
- +G084 ...We! Beaver Tennis.....Simple, but good fun bal & ball game
- +G086 ...Wraithed One.....Good general knowledge quiz
- G098 ...Battleforce.....Control battle of robots
- G099 ...Cabaret Asteroids.....Best version yet. Recommended
- G101 ...Trucking On (2 disks, 2 drives).....Role-playing, attack company
- +G102 ...Simulation 1 (1 meg).....Recommended. 5 games including Metro
- +G103 ...Mental Image One.....Gridrunner, Rebound, Rollerpede
- G108 ...Llamatron.....Geoff Miniers shoot-'em-up
- +G109 ...Wheel of Fortuna.....TV Quiz, computerized
- G110 ...Lady Bug.....Similar to Pacman. Good stuff
- G115 ...Survivor.....Role-play an alien! Excellent
- G117 ...Midnight Thiel.....Addictive text adventure
- +G124 ...Napoleonic Warfare.....High-quality simulation
- G125 ...Atlc Attac.....Kill ghosts in house
- G126 ...Pom Pom.....Defind Pearl Harbour
- G129 ...Stock Market.....Speculate at no risk!
- G130 ...Battle Pong.....Table tennis game-good
- G135 ...No Mans Land (1 meg).....2 player shoot-'em-up
- +G137 ...Skate Tribe.....Skateboarding game
- +G143 ...Card Shop.....Well presented card games
- +G148 ...Galactic Food Fight.....Blow up those burgers
- +G149 ...Raphaels Revenge.....Difficult platform adventure
- +G151 ...Hmmm That's not on the Syllabus.....AMOS adventure
- G152 ...Leaping Larry.....Jump onto elevators
- +G153 ...Growth.....Destroy an expanding brain
- G154 ...Jel Man.....Classic Game
- +G155 ...Mission X.....Quality shoot-'em-up
- +G157 ...Quadrax.....Excellent tile puzzle
- +G160 ...Gopher.....Clever small animal racing game
- +G170 ...Amos Cricket.....Ozwat
- +G171 ...Top Secret.....Quality platform game
- +G175 ...Whizz Wall.....NEW Wizard shooting game
- +G176 ...White Knight.....NEW Excellent shoot-'em up game

## Blank disks

10 for £4.99  
or 52p each

## POSTAGE

UK orders .....70p  
Europe .....£1.25  
World .....£2.50

## PRICES

PD .....£1.25 per disk  
or  
£1.00 each for 15 or more

## PACKS

**ASSASSINS GAMES**  
1-24  
+ COMPAT  
£20

**GAMES GALORE**  
1-9  
£8.50

**BUSINESS PACK**  
(6 DISKS)  
+ COMPAT  
£5.50

**CATALOGUE  
DISK  
75p each**



Send cheques or postal orders made payable to:

**SOFTWARE EXPRESSIONS,**

Unit 4, 44 Beaulieu Road,  
Southville, Bristol BS3 1PY

Local orders welcome. Just phone in your order and pick up later!

**Tel: (0272) 639593**

9-5 Mon-Fri only



continued from page 156

novice or Class A amateur radio license or just for fun – you should seriously consider getting hold of this program. A couple of tweaks to the user interface would be nice, but all in all *Morse Code Tutor* can be thoroughly recommended.

Value for money .....9/10

codes to classify each transaction and a range of printing options. There is also the ability to enter direct debits – amount, start date and frequency – which are then automatically entered at the correct times.

For what seems like the eighth or ninth time since I started this column

**AMIGADEx**

**PD Soft disk V757**

Ray Lambert's *Amigadex* is a \$20 shareware program which, as you may have guessed, is an address book application. When launched, it appears as a window the same shape as a file index card, with

buttons along the bottom for various options such as adding cards, browsing through data, printing and so on. There are seven data fields which can be used, labelled Name, Address1 through Address4, Phone and Comment. Each field displays

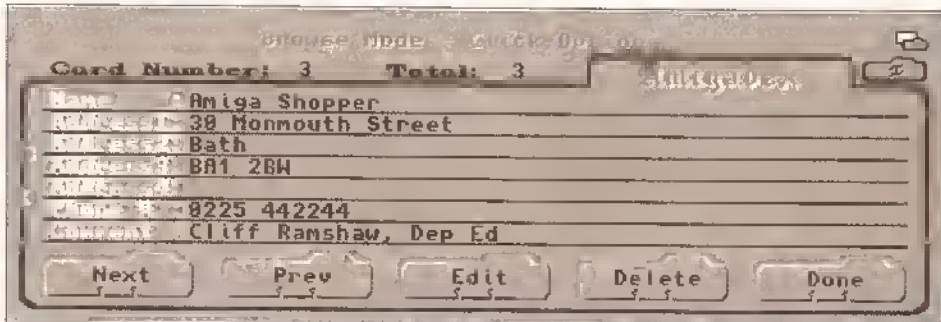
48 characters (although they do horizontally scroll if you enter more than that), so it's clear that the program really is only intended as an address book, and not as a full flat-form database.

The program allows you to import data from a text file, and will let you search for a specific card either by number or by specifying

a specific card database when it's launched – this is done by editing its tool type, and is clearly described in the manual – or, if this isn't the case, you will be asked to find a cardfile via a standard requester.

If you find yourself wanting a simple computer-based address book, but find that many of the currently available programs are too complex and involved, *Amigadex* could be the answer to your prayers. It's certainly worth checking out as an example of a small, elegant program designed for one job, which it does well.

Program rating.....9/10



*Amigadex* is a simple, useful little address book program that does just what it is designed for and no more – which makes a nice change in these days of overblown, over-featured mega-programs


**ACCOUNT MASTER 1.02**

**Various PD libraries**

*Account Master* is yet another home accounts program. This one, about the seven thousandth to pass across my desk since I started using the Amiga, is written by Martin Platt in AMOS – as, indeed, are many.

Martin's effort is not the easiest to use that I've ever come across, although it does have some neat little touches that other programmers could do worse than copy. For instance, whenever a choice is selected which requires you to hit a button – for instance, when you select an entry you can hit Edit,

I'll say it: if you really want to do your home accounts on your Amiga, then this isn't a bad program to use. It seems to be perfectly capable of satisfying those out there who really find it necessary to track every penny in their bank



*Map Editor 1.05* saves programmers time and trouble by allowing maps, which can be used as scrolling backgrounds, to be easily created

The Minix demo provides a taster of the Minix operating system, in many ways similar to Unix

accounts. Those of us who just spend until the cashpoint stops working won't, of course, have any need for the program.

Martin tells me that he's sent the program to a number of PD houses, including PD Soft and UPD Distributors, so you shouldn't have any trouble getting hold of it.

Oh, there are no screengrabs because it's written in AMOS and, as is often the case, it wouldn't cooperate with either of my screengrabbing utilities.

Assuming that home accounts programs are the sort of thing that get you excited, I'd say that a fair rating for this one would be...

Program rating.....7/10

**"Those of us who just spend until the cashpoint stops working won't have any need for this program..."**

Delete or Cancel – small white bars appear above each of the active buttons.

When you're first using a program, this can save loads of random clicking as you try to work out how to cancel the option that you've just inadvertently selected. And you may well find that you spend quite a lot of time doing just that; the program's interface can be a trifle tricky until you get the hang of it, although when you do it turns out to be quite powerful.

All the usual features are present, including debits, credits,

text to search for. When printing, you can specify which fields should be output – although the little 3D checkboxes are a pain, especially since the cursor that the program uses doesn't have any easily identifiable 'hot spot', which means that clicking on a check box is a somewhat trial-and-error affair.

The beauty of *Amigadex* is that a click on a button on the right-hand side of the card iconifies it, and places its icon under your disk icons. So you can start the program via your startup-sequence, and have it available at all times. Double-clicking on the icon expands it to the full card size.

The program can be set to open

Also on the disk are example fragments of C code which show how to load and manipulate a map in your own programs. And this, really,

explains just what the program is for – it enables programmers to concentrate on the programming task itself, not re-inventing the wheel and having to spend weeks working out their own scrolling background routines.

The *Map Editor* itself is easy to use. A couple of example maps – one a typical runway-style background and one a screenful of text – are included for you to play with, and it doesn't take long before you're relatively expert at manipulating tiles to create your own masterpieces.

*Map Editor* is a neat, useful

continued on page 161

For a fast, reliable but foremost friendly service.



**AMIGA PD**

1-9 disks £1.20  
10 - 15 disks 99p  
15+ 90p

**FREE PROGRAMS**

Order 10 get 1 FREE  
Order 20 get 2 FREE  
Order 25 get 3 FREE

**061 370 9115**

No minimum order.  
All orders sent out  
the same day.

**UTILITIES**

- UT214 Amateur Radio (27 Disks)
- UT300 IFF 2 PCX+
- UT302 Essential Utils 3
- UT304 DCopy 3
- UT310 Powerbase V2+
- UT320 A84 Package (2)
- UT327 VideoPack (2) +
- UT331 Video + Animation +
- UT328 Printer Drivers 3+
- UT338 NComan V2+
- UT340 Canon Driver Bubblejet +
- UT344 Last Will + Testament +
- UT350 Multi DOS +
- UT355 Majestic Mystix Mod 3+
- UT358 Stitchery +
- UT365 HD Utils V1+2 +
- UT367 Sid 2
- UT401 DIR Work (Brill) +
- UT407 ASS Audio Magic V2 +
- UT411 Stock Analyst +
- UT413 Video Manager +

**GAMES**

- GA086 Assassins 1-29+
- GA219 Total War
- GA226 Bourne 'N' Blast
- GA251 Technoban (Brill)+
- GA253 Yum Yum +
- GA255 Cosmic Racer+
- GA284 Adantis +
- GA286 Super Cars 2
- GA271 Solid Quad

**MUSIC**

- MU017 Digital Concert (2 to 6)
- MU025 Star Trekker
- MU055 Pro Tracker V2.00
- MU067 Amigadens
- MU072 Mozarts Flute Concerto
- MU077 Puma Tracker (Brill)
- MU058 Mozart (2 Disks)
- MU054 EFX Music Creator

**GRAPHICS**

- 001 M-Cad
- 003 Print Studio +
- 005 Clip-Art 1 to 13 + Original set uncut
- 024 Colour Fonts (5 disks)+
- 026 Walt Disney Clip-art+
- 033 Graphics Utils +

**BUSINESS**

- BU004 Clerk (Brill) +
- BU005 Genealogy +
- BU007 Bankin' +
- BU016 Text Plus V3.00+
- BU019 Analyticalc V2.00 +
- BU021 Amicash V1.0+
- BU026 Textengine +
- BU031 BBase (Database)+
- BU032 Bizcalc +
- BU036 Cheque Book Acc +

**SETS**

- SPD001 Beginners 1.(5 disks - £5.80)
- SPD002 Beginners 2.(5 disks - £5.80)
- SPD003 Clip-Art 1.(4 disks - £4.60)
- SPD004 Clip-Art 2.(4 disks - £4.60)
- SPD005 Games 1..(5 disks - £5.80)
- SPD006 Games 2..(5 disks - £5.80)
- SPD007 Clip-Art 3..(4 disks - £4.60)
- SPD008 ED1 (4 disks - £4.60)
- SPD009 ED2 (4 disks - £4.60)
- SPD010 Ed/Sci1 (4 disks - £4.60)
- SPD011 Bus 1 (3 disks - £3.50)
- SPD012 Bus 2 (3 disks - £3.80)

**WE STOCK OVER 3000**

**DISKS**

including Scope, Macro and Topic.

**StarTronics**

4 Arnold Drive, Droylsden, Manchester

M35 6RE VISA

**ACCESSORIES**  
Large Mouse Mails...£3.50  
Squid Mouse.....£17.50

**DISK SPECIAL OFFER**  
Sony Bulk.....£5.20  
Precision.....£5.50

+ = Compatible with Plus

**Postage & packing 70p**  
Add £3.15 per item for disk box. Please submit payment by cheque or postal order. Minimum order of 3 disks required for credit card payment

**FRED FISH 1 - 710**  
**TBAG 1 - 060**

**Jewel PD**  
AMIGA PUBLIC DOMAIN AND SHAREWARE

19 Hodgkinson Rd  
Kirkby-in-Ashfield,  
Notts NG17 7DJ  
Tel: 0623 754061

090 - Messy Sid II	01G - Rollerpede	01M - Perfect Sound (3 disks)
091 - Label Printers	08G - Air Warrior	04M - Med V3.10
092 - Modern Utility Disk	09C - Wacky Wobbits	01E - Educational (5 disks)
093 - Printer Utility Disk	06G - Interferon	02E - Learn & Play (2 disks)
094 - Master Virus Killer V2	07G - Tiles	03E - Mars Flight Demo
10 - mCAD v1.0.5	08G - Asteroids	04D - And Lemmings Demo (2 disks) (2 Meg)
13U - C Language Manual (4 disks)	10G - Girl Actions	09D - Light Cycle Dual Demo (2 disks)
14U - North C1.3 (2 disks)	11G - Orp	13D - Gulf Conflict Demo (2 Meg)
14U - Sid II	14G - Hack	16D - Amy Ya Walker
14U - 600 Business Letters	19G - Lem v19.06	17D - At The Movies (1.5 Meg)
18U - Assassins Megaboot Utilities	21G - Bizzards	18D - At The Movies II
	23G - Golden Fleece	
	29G - Coin Drop	
31U - Dope Intro Maker	35G - Megabell	33D - Ghost Writer
01W - Text Plus V3	39G - Operation Lemmings	25U - Amateur Radio
02W - Amiga Fax D.T.P.	40G - Squabble	27U - Tele Communications
03W - Clip Art 1 Cartoons etc	43G - Craak	05M - Cats Sing Kyle
Fish 953 - PowerPacker 2.38	45G - Seven Riles	Fish 617 - A Day At The Beach (2 disks 3 Meg)
Fish 609 - Bbse II	48G - Zeus	
PD Cover - D Copy	50G - Mister & Missis	

**FREE PRINTED CATALOGUE**

**DISKS: 1-9 £1.25 each. 10 or more £1.00 each**  
Make Cheques payable to J. Lowe

**FREE POSTAGE**

(Min 3 disks)

**OLYMPIC DISCS PRESENTS**  
**AMIGA Software**

FREE POST & PACKING • SAME DAY SERVICE • NO MINIMUM ORDER • OVER 1000 DISKS IN STOCK! • NEED PRINTED DOCUMENTATION? • AVAILABLE ON SELECTED PROGRAMS • DETAILS ON CATALOGUE DISK

<b>PACK 1 £9.90</b> BUSINESS PACK SPREADSHEET, WORD PROCESSOR, BANK A/C MANAGER, FILE MANAGEMENT, & PC FILE TRANSFER. 300 INDEX & FULLY PRINTED DOCUMENTATION PROVIDED (5 DISKS)	<b>PACK 3 £4.95</b> LITTLE LEAGUE PACK Ark Warrior, Raiders Club, Truckin', DCS10, Scallance, King Of Imperium, Humanism, Metro, Nuke & Lore Conquest (5 Disks)	<b>DEJA VU LICENCEWARE £4.00 EACH! THE TOP TEN</b> 1 VINTAGE (Utility) 2 ASSE DATABASE (Utility) 3 NCOMMAND (Utility) 4 X-STITCH (Utility) 5 PICTURE HANDBOOK (Education) 6 AMOS C.A. TOOLKIT (Utility) 7 DIRTY CASH (Game) 8 CH PENTON DUMP (Utility) 9 PENTONBASE (Utility) 10 MORTALITY THE MARIAM (Game) PLEASE MAKE CHECKS & POSTAL ORDERS TO: OLYMPIC DISCS, DEPT A/P, 33 STONEYHILL ROAD, STONEYCROFT, LIVERPOOL L13 8JH	<b>GAMES 99p EACH!</b> ARC ADAM ASTEROIDS BATTLE OF BRIDON VALLEY GAME CLASS OF THE BARRONS (PRIS, IMB) DUNIONS OF NAUGIA IRON CLAD - NAPLEONIC WAR (2 DISK, IMC) LEMMINGS PALMABLET BOOST PACIFIC & DOMINUS POM POM GUNNER RAID III SEA LANCE SUB ATTACK SURVIVAL SWEEPERS OF THE WOODOCK (2 DISKS, 7 BRVYS EQ, IMC) TOTAL WAR ALL AMOS PLUS / A400 COMPATIBLE
<b>PACK 2 £4.95</b> VIDEO TIPS "THE VERY BEST OF ERIC SCHWARTZ ANIMATIONS ON VIDEO"	<b>PACK 4 £4.95</b> EDUCATION SPANISH, FRENCH, GERMAN, GLOBE, GEOMETRY, DRAWING, CLOUDS, FORNIA A, AIRFOIL, WEATHER, WAVE-MAKER, WORLD DATA BANK, ORIENT'S SIM AND MORE! (5 DISK)	<b>4 FAIRMEAD ROAD, WEST CROYDEN, SURREY, CRO ANQ</b>	

FREE CATALOGUE DISK (WHITTEN ORDERS PLEASE)  
TEL: 051 252 0743 / 081 665 5629

**Anglia PD**

ALL DISKS STILL ONLY 99p EACH

(%) = Magazine review score (P) = Works on A500, A500 Plus and A600

**HOME MANAGEMENT PACK 3 DISKS (P) £2.97**  
Calendar, Mortgage, Spreadsheet, Grammar, Address, World Time, Budget, Chequebook, Database, Typing Tutor, Typewriter, Grocery, List Maker, Home Banking.

**CLIPART PACKS 1, 2 OR 3 EACH PACK = 5 DISKS £4.95**  
3 different packs of 5 disks, all full of the very best clipart for DPaint etc. (P)

**FONTS PACK 1 OR 2 EACH PACK = 5 DISKS £4.95**  
2 different packs of 5 disks, pack 1 contains Publisher fonts, venous fonts, fonts disk 2, Cosmopolitan fonts, large fonts (loads of great fonts for DPaint etc.) (P)

**ANGLIA COLOURPRINTS PACK 1 OR 2 (P) 5 DISKS £4.95**  
5 disks full of original colour fonts produced here at Anglia. These are 16 colour fonts - not cut and paste! They are produced in the same way as the chisel font supplied with DPaint and the Kara range of commercial fonts! They are typed straight in and work with Opaint and TV Text.

**EDUCATION PACK 1 (P) 5 DISKS £4.95**  
Games, Globe, Geography, Drawing, Evolution, Clouds, Famine, Airfoil, Gravity Sim, Weather, Wave Maker and more! (This pack is one of our best sellers and is incredible value for money)

**ASTRONOMY PACK 4 (P) 4 DISKS £3.96**  
This superb pack now includes: Star Chart, Amisager, Total Concepts Astronomy, Gravity Well, Grav Sim, Orbit, Planets and fast facts on the solar system.

**PRINTER USER PACK 2 (P) (NEW) 4 DISKS £3.96**  
A completely new collection of programs to help you get the best out of your printer! Includes: Distprint V3.51 (Disk labels), MCWriter (Casette covers), Amifiles, JBS-Soft, Emprint (Envelopes), New Print (Mastrix - Headers Footers etc.) and more.

**SIMULATIONS PACK (P) 5 DISKS £4.95**  
All of the best PD simulations in one pack! Metro - Be a city planner, King Of - you are a J11 Nuke - Nuclear arms race, Impetum Romanum - Grab ancient Mediterranean power, Sealance - Save the world from your nuclear sub. Truckin' - turn your own truckin' company, DC10 - Team to fly a DC10 jet, Love of Conquest - Two players: take over the galaxy! Insiders Club - Superb stockmarket simulator, Ark Warrior - take you pick from a huge range of aircraft with this excellent flight simulator

**EASY BUSINESS PACK (P) 5 DISKS £4.95**  
All programs included are powerful but easy! Includes: Text (Spreadsheets), QBase, (Simple Database), BBase II (Good Database), Bank (Great accounts package), X-Spell (Spell checker), Print Studio.

**INTERMEDIATE BUSINESS PACK (P) 5 DISKS £4.95**  
Wordwright (Wordprocessor including Mail Merge and Macros), S-Calc (Good Spreadsheet), Amibase Pro 2 (Stunning PD Database - New!), Antispell (Spell Checker), LS Label (Infinite label control), Missydid V2 (Amiga File Management + PC File Transfer), Amiga Fax (Desktop Publishing).

**DISK EXPERT PACK (P) 5 DISKS £4.95**  
If you want to learn more about your Amiga, get this pack! You'll be a disk expert in no time! Includes PowerPacker (Easy file compactor), Sid (Brilliant CU Replacement Tool), Iconmania (Change any icon in seconds), Fixdisk, Viruschecker V5-3, D-Copy (Copies, Repairs, Formats and more), CU Tutorial (All you need to know) and 202 other utilities!

**"C" PROGRAMMERS PACK (P) 6 DISKS £5.94**  
A complete "C" language and superb instruction manual provide all you need to learn the "C" language, includes North C (2 disks) and the C Manual (4 disks)

**MED V3.21 MUSIC PACK (P) 4 DISKS £3.96**  
MED is widely recognised as the best music package, PD or otherwise! This pack contains V3.21, the latest version complete with loads of digital samples, a disk full of MED music scores and some great MED music to load and play! Listen to what your machine is capable of!

**500+ CLASSIC GAMES PACK (P) 5 DISKS £4.95**  
An incredible collection of superb commercial quality arcade games! Hours of fun for both kids and adults. Includes: Defender, Galaxians, Scramble, Missile Command, Pac Man, Bi-Wares, Drift, Space Invaders, Asteroids, Breakout, Tetris + more!

**CARD + BOARD GAMES 2 (P) 4 DISKS £3.96**  
Another outstanding collection! 38 very good "Thinking" Games! Chess V8, Backgammon, blackbox, 1 ower, Pipe, Zerg, Maze, Cluedo, Connect4, Dominos, Draughts, Othello, Go Moku, Dragon Isles, Klondike, Confield, Mastermind, Wordsearch, Hangman, Pontoon and many more.

**PUZZLES PACK 3 (P) 3 DISKS £2.97**  
6 brand new graphical puzzle games, all brilliantly done, guaranteed to keep you playing! Ashida Ray Catcher, Rothella, Quasora, Peragon, Technoban.

**PC EMULATOR PACK (P) (NEW!) 3 DISKS £2.97**  
Includes the incredible PC-TASK CGA Emulator and two disks full of PC, Rubick, Domains Software.

**C MANUAL V3 PACK (P) (NEW!) 5 DISKS £4.95**  
The Amiga C Encyclopedia consists of six manuals with more than 40 chapters, 175 fully executable examples, utilities and other goodies. It all adds up to a complete work on how to program in C on the Amiga. Expands onto 12 disk!

**KIDS EDUCATION PACK (P) (NEW!) 2 DISKS £1.98**  
Includes: Hoary for Henetta and Henetta's Book of Spells. Lots of really done games for learning simple maths and spelling. For 5 years and over.

**SINGLE DISKS AT ONLY 99p!**  
**BUSINESS**  
B321 (P) (85%) Amigafax (English Desk Top Publishing)  
B322 (P) (95%) 600 Business Letters (Superb! - Ready to use)  
B330 (P) (80%) Amicash (Superb new bank account manager)  
B331 (P) (99%) QED (Very good wordprocessor for beginners)  
B332 (P) (90%) U-Edit V3.0A (Latest and greatest word proc)  
B333 (P) (88%) Amibase Professional 2 (New! PD - Super database)  
B335 (P) (99%) Forms Unlimited (Design invoices etc, quickly)  
B339 (P) A-Graph (Produce Bar + Line Graphs easily)

Catalogue Disk (P) only 70p - Includes a superb Scenery Generator!

B307 (P) (80%) Text Engine V3 + (Great looking wordprocessor)  
B340 (P) (85%) Bbase II V5 S - Latest Database now includes better printouts and mailing labels!  
B343 (P) (New!) Filefax (Get your life organised!)  
B349 (P) (New!) Wordpower (Great spell checker with crossword and anagram solving tool)  
B344 (P) (NEW!) The Money Program (Very nice accounts package)

**UTILITIES**  
U416 (P) (70%) CU Tutorial (Learn all about it)  
U437 (P) (95%) D-Copy V2 (Now an even better disk copier)  
U478 (P) Typing Tutor (New! Great features)  
U495 (97%) Viruschecker V6.15 (P) (The latest - for the plus too!)  
U496 (P) (95%) Missydid V8 (Reads and writes PC disks)  
U497 (P) (95%) A500+ Utilities (For the A500+ only)  
U4006 (P) Fancy disk label designer (The best!)  
U4007 (P) (97%) Disk Optimiser (Fast disk, DHD Tool)  
U4008 (P) Sid V2 (It's superb! Fully functional)  
U4009 (P) Amiga Tutorial (A beginners manual on disk, superb!)  
U4011 (P) Race faster - Horse race predictor - Good (NEW!)  
U4012 (P) (99%) Magnetic Pages V1.5 Produce your own superb disk magazines (NEW!)  
U4013 (P) (85%) Power logo - Full language (NEW!)  
U4015 (P) (New!) Wbase + Wordool (very useful pop up database and printer control panel)  
U4018 (P) (New!) Great 11000+ full of structured clip art for PageStream, Pro Page etc!  
U4019 (P) Freecopy V1.8 (Removes protection from disks to allow back up.)

**GAMES**  
G6019 (P) A500+ Games (21 Games for the Plus!)  
G6099 (P) Cluedo (100% accurate version)  
G6025 (P) Monopoly (excellent American version)  
G6027 (P) (91%) Lothun - Superb ultra time adventure - great graphics - hordes of monsters! (NEW)  
G6028 (P) (95%) Defender (Arcade conversion - Brilliant)  
G6033 (P) (NEW) Who's its Name (Very good general knowledge board game)  
G6034 (P) (NEW) Quizmaster (excellent crossword quiz game)  
G6025 (P) (NEW) Klaxons (Superb "Columns" game)  
G6036 (P) (NEW) (99%) Total War (Perfect version of The Risk board game)

**CHILDRENS**  
C701 (P) Learn + Play (2 disks - super education for 4-10 yrs)  
C712 (P) Colour Aid (New colouring book for youngsters)  
C714 (94%) Storyland II (Brilliant kids game)  
C715 (P) Composer (Simply superb music maker for 13 yrs +)  
C718 (P) (99%) Centipede (wonderful graphics, brilliant game)

C719 (P) (87%) Total Concepts (2 Disks) (Astronomy & Dinosaur Education Pack - Good)  
C720 (P) Colour the alphabet (Great education for early learners 4ys+)  
C724 (P) (93%) Duddy (Like Mario then and very good - NEW)  
C725 (P) (91%) Mr B's (Pirates adventure for 7yrs+ - it's got everything!)  
C726 (P) (83%) GCSE Maths (Great revision disk)  
C727 (P) (100%) Top Secret (reviewed as the best platform game ever!)

**anglia PD**

**DESKTOP VIDEO PACK 2 (P) (100%) 4 DISKS £3.96**  
Probably our best pack yet! Provides everything to start you off in video. S Move for Smooth scrolling titles using any font of any size. Showit for slideshows with loads of wipes and fades. A-Graph for business videos. Shadow Maker to add shadows and smooth any font. Video Librarian: Video Tools: Video Tests: Loads of fonts and more!

**DESKTOP VIDEO PACK 2 INSTRUCTION MANUAL III (P) £2.99**  
A 50 page instruction manual for DTV pack 2. Professionally printed, on-line and how to use them! Also includes a superb guided tutorial that takes you through the major programs step by step, letting you create your own titles as you go! Designed for beginners and experienced users, this manual will make desktop video easy!

**FISH DISKS IN STOCK 350-720 ONLY 99p EACH!**

**DEJA-VU IN STOCK 1-85 £3.99 EACH!**

**ANGLIA PUBLIC DOMAIN LIBRARY**  
(Dept ASH), 115 Ranelagh Road, Felixstowe, Suffolk, IP11 7HU

**TELEPHONE 0394 283 494**

Access VISA CREDIT CARD

International orders welcome but please add 30p per disk for post & packing.

Simply phone your order through or send a cheque/postal order. Please add 60p to cover post and packing.

THE WORLD'S BEST-SELLING AMIGA M

On Sale October 8

# AMIGA FORMAT

SUE 40 ■ NOVEMBER 1992 ■ £3.95

**Incredible!**  
Two complete packages  
worth a total of £100

The **AMIGA** Collection  
FORMAT

**No. 8 RRP £100**

**TVText**

The easiest Video Titler available!

**FULL VIDEO TITLING PACKAGE!**  
TVText: it must be the simplest way to give your videos the professional touch!

**CROSSDOS**

**FILE EXCHANGE UTILITY**  
Cross-DOS: open you Amiga up to the outside world with this excellent utility.

**CROSSDOS**

• A 500 Plus Compatible • 1Mb Required

**AMIGA Arcade Issue 40**

**The Chaos Engine**

Find out if the Bitmaps have done it again with this all-action blast-em-up.

Play US Gold's atmospheric, texture-mapped, adventure RPG, starring your fave AF staffers.

**Legend of Valour**  
Plus:  
More Bullfrogs' programming tutorial files

**1Mb and 512K • A 500 Plus Compatible**

## Get the most from DPaint

It's easy using the hints, tips and tricks from the pros in our mammoth guide to all that's great in Amiga graphics.

# 97%

### The best of all time?

It gets Amiga Format's highest ever software rating - But what is it?!



**NO COVERDISKS?**  
ASK FOR THEM FROM YOUR NEWSAGENT

**PLUS: NEW A600 BUNDLES:** we give you the lowdown.  
**DIGITIZERS:** which one's best for you? **WPs:** write? right!  
**Learn to program with Bullfrog**

**future**  
PUBLISHING  
Your guarantee of value





continued from page 158

program and should find a place on any games or demo programmer's hard disk.

**Program rating.....8/10**

**MINIX DEMO**


**PD Soft disk V711**

This disk is a demonstration version of the *Minix* operating system, which works in a similar way to Unix. *Minix* is available on the PC, ST, Amiga and Macintosh, and this demo version contains a subset of the commands, features and so on of the full version – which is sold by Prentice-Hall, and costs \$169.

The first problem that you're likely to encounter when trying to launch this program – which is on a self-booting disk – is that you will need to rename the disk to 'boot'. As supplied, the disk was called 'Minix' – which results in a requester asking you to Insert 'boot' before you can go any further. I was surprised at this – PD Soft is usually quite good about making sure that things like

code – it was written totally from scratch. The full system has a C compiler and supports comms software with the Kermit and ZModem protocols Included.

The manual provided, although necessarily a cut-down version of the real thing, isn't bad; you may



**Four Stroke Engine, by Michael Warren-Leighton, is an animation of an engine – dead useful when you're trying to explain how it works to 30 screaming kids**

struggle if you've never used this type of operating system before, but anyone with a basic familiarity with Unix will soon feel very much at home.

commercial programmers have to struggle with!

**Value for money .....9/10**

**ODDITIES**

It's been mentioned that I sometimes skip disks with smaller utilities on them, in favour of the more 'major' software offerings that I've been sent. For that reason, in the Oddities section I'll be looking at disks which, because they contain things like animations, text files or tiny utilities, I wouldn't normally write about.

**FOUR STROKE ENGINE**

**PD Soft disk V738**

This disk goes to show that something useful, or educational, doesn't need

to be a massive and complex application. *Four Stroke Engine* simply displays an animation of such an engine, with a user-selectable engine speed (determined by hitting function keys F1 through F10).

This is just one of a series of animations, called 'inside Info', which have been created by Michael Warren-Leighton, of Kent. As he says

**"The Minix demo... will give you some idea of what commercial programmers have to struggle with."**

disk names are correct, but this one clearly slipped through the net.

Once the change was made, booting up produced a white-on-blue screen with the 'login:' prompt familiar to anyone who has used any sort of Unix in the past. Type 'root' (the name of the system superuser) and you're in.

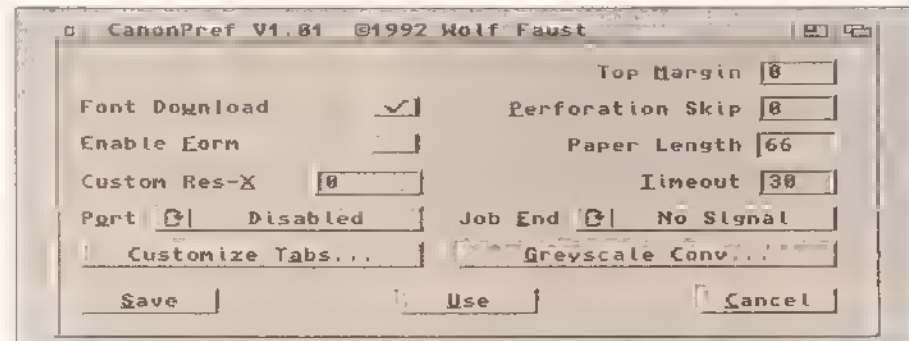
Ah! The joys of Unix. Editing password files using dreadful text editors. Typing commands like 'ls -als' to get a directory listing. These are the things that made a generation of programmers into uncommunicative, sad individuals – and now you can experience their frustration too. If you thought that the Shell was difficult to master, just try to get your mind around *Minix*!

To be fair, if you're using any flavour of Unix at the moment you won't find *Minix* too different. The full version is supplied with almost 200 utility programs (the demo has around 25), including a vi clone and four other text editors, along with much of the source code for the system itself. This is because it doesn't contain any AT&T source

**PD Soft's Printer Drivers version 4.0 has drivers for a range of different devices, as well as ancillary programs to get the best from your printer**

The demo disk, despite being very limited in some respects (no C compiler means that you will be able to do very little, since almost all *Minix* PD utilities are provided in the form of source code), should at least give you a flavour of the full system. If you're doing a college course in Unix, you may find that *Minix* is close enough for you to use – and \$169 is certainly cheaper than buying a Unix workstation to do your homework on!

But even if you are just interested for interest's sake, the *Minix* demo disk is worth getting hold of – it will give you some idea of what




If you've got one of these printers, and you're limping along with a standard Commodore driver like *EpsonX*, this disk is a must!

**Value for money...9/10**

**LAST WILL & TESTAMENT**

**PD Soft disk V706**

This disk contains a set of text files written by James Rose, a Canadian, along



**If the party of the first part... Last Will and Testament, PD Soft disk V706, should make fun bed time reading**

in his 'about' screen, "Whilst for the sake of clarity it is not possible to show the intricate workings of complex machines, [these animations] should serve to illustrate the basic principles." And they do. If you've got a class of kids that you've got to teach on subjects like this, it would be well worth seeing if Michael has done a relevant animation. And if he hasn't, I'm sure

with *QED*, a text editor by Darren Greenwald, to edit them. And, yes, the text files are all blank wills, for you to cheerfully fill in and file away nice and safely for the time when you pop your clogs and your relatives all get to tight over who gets the carpet in the living room.

The documents were originally created on a PC, but they have now been converted for the edification of

the Amiga community.

There are 14 complete wills on the disk, along with a codicil, a cover page, an affidavit of execution for your will witnesses and a form for

cover just about every possible eventuality, and the descriptions are almost as tortuous as the actual legal wording of the will. For instance, here's the description of

prepared wills you must pay a registration fee of \$10, or \$25 if you want to take advantage of reduced rate consultations and other goodies with the good Mr Rose.

is a small price to pay for peace of mind.

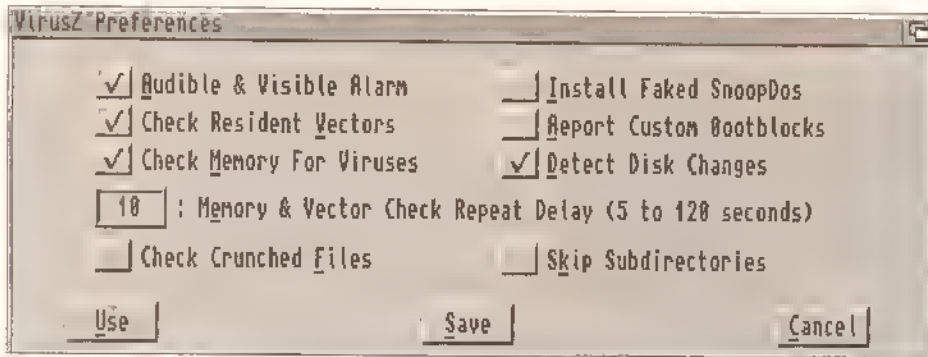
The disk is auto-booting, and brings up a menu of six different anti-virus programs. There is also the documentation file for each program, and an introduction to viruses written by Brains him- (or her-) self. And that's about it, really. The programs on the disk (which include *Boot X*, *Virus Z* and *Virus Checker*) seem to cover everything, and Brains claims that the disk detects every existing virus which has been released up until the disk's creation date. Get it now.

Value for money.....10/10

**ICON MANIA**

PD Soft disk V730

*Icon Mania* is a disk which should satisfy anyone with a burning desire to customise every Icon within reach.




**VirusZ** - just one of the very handy anti-virus programs on Software Expressions disk U155

power of attorney.

James is, apparently, an authority on this subject, and has even lectured on it. (He lectures on wills? My, that must be interesting...) He has also, according to the documentation, "made wills for many, many people." We all have

one of the wills, as found in the documentation file:

"Will by wife leaving everything to her husband, and since the couple have no children, if the husband dies before the wife leaving everything, in equal parts, to the brothers and sisters of the husband and wife, and



**Icon Mania** contains, among other things, tons of icons for you to assign to your own programs and files

to make our money somehow, I suppose...

Although the law of different countries means that the actual format and wording of a will varies depending on where it is written, James says that he's tried to word the wills on the disk so that they can be used in "most all areas."

The wills themselves seem to

if one of the brothers and sisters dies before the death of the husband, the share of that brother or sister will go to his or her children, and if there are no such children then that share will be equally divided between the living brothers and sisters."

Simple, really...  
If you want to use any of the pre-

It almost seems easier to die intestate...  
**Value for money (assuming the party of the first second agrees that the party of the first part, having reviewed this program, is competent so to do, and that the content of the disk is actually required by the party of the second part, after which let's all go and have a party to recover).....8/10**



These are three of the CompuGraphic fonts supplied on PD Soft disk V713 (being used in a *PageSetter* document). They are good quality, and should certainly be considered if you do any DTP work

**ANTI-VIRUS 6.04**

Software Expressions disk U155

Every Amiga user should have some anti-viral tools at hand - the Amiga has more viruses than most other computers, and new ones seem to appear almost daily. *Anti-Virus* is a disk compiled by someone called Brains, who claims to update it on a weekly basis. Of course, if you don't receive many disks from outside your own work environment, you won't need to update your anti-virus software quite so often, but it's still worth being as up-to-date as possible - and the £1.50 that this disk costs

It contains a large number of different icons which you can use in place of your normal boring ones. In addition, there are some programs which will ease the creation and use of your own.

The separate programs include *Icon Maker*, which converts icons into IFF files, so that you can edit them in programs such as *DPaint*, and converts IFF files into icons, so that once you've edited an image you can actually use it; *Iconizer*, which lets you choose different pointers at

continued on page 164

**DISK MAGAZINES**

**DEADLOCK**

Issue 3

The first disk magazine this month was created by four Amiga coding groups: The Guru Masters, Metanoia, Prodigy and Dimension-X. Together, they call themselves Rapler International.

The magazine is certainly one of the better-looking ones that I've seen. It has a well-designed

interface, and the music isn't at all bad (although, contrary to the instructions, I couldn't turn it off). There is no PD on the disk; it consists totally of articles written by the coders themselves and anyone else who wants to write in.

I still have reservations about some of the content - bad language, off-colour jokes and the like. However, I thought I'd mention it this

month - especially since there's a piece in it complaining that I criticised it a couple of issues ago! Yes, guys, I still think that you don't need poor jokes and four-letter words all over the place, but the inclusion of some well-written and interesting articles on subjects like music, modem reviews, coding tutorials and the like make this mag more worthwhile.

The serious pieces are (for the most part) well-written and well thought-out; some wouldn't be out of place in a magazine like *Amiga Shopper*.

If you want an interesting and

relatively entertaining read, and assuming that you won't be offended by four-letter words, you could do worse than check out *Deadlock*.

The magazine is available from Guru Masters HQ, 111 Sherborne Road, Bushbury, Wolverhampton, West Midlands WV10 9EU. Enclose a blank disk and an SAE with adequate postage. The disk is public domain, so it can be passed around but not sold - which means that you shouldn't be able to get it from PD houses.

Value for money .....8/10

continued on page 164



continued from page 162

will, just by double-clicking on their icons; *Xicon*, the popular program which assigns an icon to a Shell



Designs like these are supplied on the *X-Stitch* disk. With the help of this disk, all those home-made pin cushions and wall hangings are in easy reach... Presumably they'll appeal to somebody...

1024 icons. But maybe that's just me. However, I'm also the person who rates these things, so I'll give this disk...

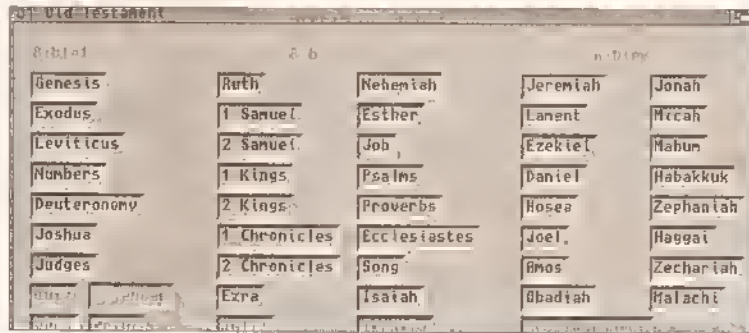
**Value for money.....3/10**

**COMPU-GRAPHIC FONTS**

PD Soft disk V713

This disk contains an assortment of fonts; two dingbat fonts and three 'conventional' fonts. Workbench 2.x owners, who can use CompuGraphic

fonts, will know that it's not easy to get hold of PD or shareware fonts; these were created from PD



**The Electric Word** is a quick way to navigate around the books of the Complete Bible. Was God an Amiga user? I think we should be told...

PostScript fonts (which are much more widely available) using the *Font Manager* program which comes with *Professional Page 3.0*. They are pretty good quality (although, in general, PD fonts aren't nearly as

professional-looking as commercial ones), and you should certainly consider getting hold of them if you do any DTP work.

**Value for money .....8/10**

**X-STITCH 2.2**

Deja Vu disk L/42

*X-Stitch*, by Jeff Tullin, is an AMOS program which lets you turn an IFF into something called a "counted cross stitch pattern". For all the knitters out there, this pattern could also, apparently, be used for some types of knitting.

The *X-Stitch* disk contains a selection of images including letters, children's designs and flowers, so you can use these to create your own design.

The program is very easy to use; you select the area that you want to use by click-dragging a marquee, you select the colour of the cloth by clicking on an area of the requisite colour, and you can name the

hundreds of thousands of cross-stitchers. I'm prepared to believe this - after all, Future Publishing publishes two successful magazines in this area. The problem is, as you narrow the category, the numbers reduce. There are presumably far fewer cross-stitchers who own Amigas. And there are probably even fewer who want to use Amiga IFF pictures as the basis for a cross-stitch design.

In any case, if you happen to be one of the individuals who falls into the latter group, you should probably get hold of this program. The rest of us should definitely avoid the perils of *X-Stitch*.

**Program rating.....8/10**

**"I'm sure that The Complete Bible is just the thing for all those techno-vicars out there..."**

**THE COMPLETE BIBLE**

PD Soft disks V715-717

This is a three-disk set which contains... oh hell, you work it out. Because it's a three-disk set, there's an option to install the whole caboodle on to a hard disk, if you've got one. So I did...

Unfortunately, not only was the relevant software copied, but so were all the other bits: C directories, libraries, commands, device

continued on page 166

script; *IconiSer*, which "creates icons for invisible files"; *Handyicons*, which creates a new Workbench menu (for WB1.3 users, which does much the same thing as the Tools menu in WB2.x); and a variety of other icon editing tools.

Personally, I think that all of this is more or less a waste of time; there's little less productive than spending a whole morning customising every icon on your hard disk.

I'm all for an enforced limit on the size of icons, so the bloody Workbench isn't totally obscured by one or two files whose creators think it's really clever to have 1024 x

colours of thread used - since the final print-out consists of a table of numbers, and the program can print a reference chart which equates numbers to thread names.

There are, I am assured,

**DISK MAGAZINES (CONTINUED)**



The Amiga User Group Fylde provides all the news you need on disk...

continued from page 162

**AMIGA USER GROUP FYLDE**

**NewsDisk 8 - September 1992**  
Issue 8 of the Amiga User Group Fylde newsletter on-a-disk is up to the usual high standard, and is totally packed - 100% full, 837K in use.

Unlike many other disk mags these days, it requires that you have Workbench loaded - it's not self-booting.

The disk consists of an introductory editorial, reviews, articles, tips, nine PD and shareware programs and a list of the group's PD library.

All the text files and graphics open in FullView when double-clicked; it's nice to see that the editor of the mag, Andy Wilkinson, has gone to the trouble of making sure that there's some kind of consistency here. All too often I get PD disks that try to reference non-existent file readers, or which don't have any tool attached at all.



**The Amiga User Group Fylde NewsDisk is neatly organised and neatly written. It's one of the most consistently good disk mags that I've seen**

The articles are generally well written and edited, and this month range from setting up a hard drive, through Amigas in business to software testing methodologies.

The tips range through such diverse subjects as speeding up the A500 to a mod which allows you to connect both a joystick and mouse into port 1, while the programs include a program to convert IBM text files to Amiga format and a set of GVP hard disk utilities.

I'm always impressed with the

quality of the AUGF's newdisk; it just goes to show that you don't need whizzy user interfaces and slick loading screens as long as your content is up to scratch.

If you want to become a member of the AUGF, it'll cost you £15 for a year, which includes 12 issues of the newdisk.

Send cheques, payable to Andy Wilkinson, to him at 25 Glen Eldon Road, St Annes on Sea, Lytham St Annes, Lancashire FY8 2AX.

**Value for money .....8/10**

# CITIZEN

# DOT MATRIX PRINTERS INK JET AND NOTEBOOK

## ALWAYS A GOOD IDEA

Silica presents some great offers on the award winning range of high quality matrix printers from Citizen. Each Citizen printer is built in the UK to exacting standards, ensuring superb reliability and output. Our confidence in the quality of our products means we are pleased to include a 2 year guarantee with every printer. Plus, if you buy a Citizen dot matrix printer from us, we will give you the Silica Printer Starter Kit (worth £29.38), **FREE OF CHARGE!**

### FREE DELIVERY

Next Day - Anywhere in the UK mainland

### FREE STARTER KIT

Worth £29.38 - With every Citizen dot matrix printer from Silica.

### 2 YEAR WARRANTY

Silica offers a 2 year warranty (including the dot matrix printer's head) with every Citizen printer.

### WINDOWS 3.0

Free Windows 3.0 drives. Included with the Silica Starter Kit.

### FREE COLOUR KIT


With every Prodat 9, Swift 9 and 224

### FREE HELPLINE

Technical support helpline open during office hours.

### MADE IN THE UK

## LOW PRICE 9 PIN PRINTER



144 CPS

80 COLUMN

- Citizen 120D+ - 9 pin - 80 column
- 144cps Draft, 30cps NLO
- 4K Printer Buffer + 2 Fonts
- Parallel or Serial Interface
- Graphics Resolution: 240 x 240dpi
- Epson and IBM Emulation
- Pull tractor & bottom feed
- FREE Silica Printer Starter Kit

**£115**

+VAT - £135.13 ref: PRI 2120

RRP ..... £199  
SILICA STARTER KIT: £25  
TOTAL VALUE: £224  
SAVING: £109  
SILICA PRICE: £115

The Citizen 120D printer comes supplied with a parallel interface as standard, if you require a serial interface instead, please state ref: PRI 2125 when placing your order with Silica.

## 9 PIN PRINTERS

## 24 PIN PRINTER



300 CPS 80 COLUMN

- Citizen Prodat 9 - 9 pin - 80 column
- 300cps Draft, 60cps NLO
- 8K Printer Buffer + 3 Fonts
- Parallel Interface
- Graphics Resolution: 240 x 240dpi
- Epson and IBM Emulation
- FREE Colour Kit
- FREE Silica Printer Starter Kit


**£179**  
+VAT - £210.33 ref: PRI 2211



192 CPS 80 COLUMN

- Citizen Swift 9 - 9 pin - 80 column
- 192cps Draft, 48cps NLO
- 8K Printer Buffer + 3 Fonts
- Parallel Interface
- Graphics Resolution: 240 x 240dpi
- Epson and IBM Emulation
- FREE Colour Kit
- FREE Silica Printer Starter Kit

**£189**  
+VAT - £232.05 ref: PRI 2205



192 CPS 136 COLUMN

- Citizen Swift 8K - 9 pin - 136 column
- 192cps Draft, 48cps NLO
- 8K Printer Buffer + 3 Fonts
- Parallel Interface
- Graphics Resolution: 240 x 240dpi
- Epson and IBM Emulation
- Colour Option Available
- FREE Silica Printer Starter Kit

**£249**  
+VAT - £292.56 ref: PRI 2202



300 CPS 80 COLUMN

- Citizen Swift 240/240C - 24 pin - 80 column
- 300cps SD (15cpl), 240cps Draft, 80cps LO
- 8K Printer Buffer - 40K maximum
- 9 LQ Fonts + 2 Scalable Fonts (8-40pts)
- 1 x Front Cartridge Slot - for plug in 'Style' Fonts
- Parallel Interface
- Graphics Resolution: 360 x 360 dpi
- Epson, IBM, NEC P20 & CEM Emulations
- Quarter Printing Facility
- Auto Set Facility - 6-directional f.f.
- Auto Emulation Detection
- Command View W Front Control Panel
- Ultra Quiet Mode - 44 S dB(A)
- Colour Printing Standard - Swift 240C
- Colour Printing Optional - Swift 240
- FREE Silica Printer Starter Kit

**£239**  
+VAT - £290.80 ref: PRI 2208



300 CPS 80 COLUMN

- Citizen Swift 240C - 24 pin - 80 column
- 300cps SD (15cpl), 240cps Draft, 80cps LO
- 8K Printer Buffer - 40K maximum
- 9 LQ Fonts + 2 Scalable Fonts (8-40pts)
- 1 x Front Cartridge Slot - for plug in 'Style' Fonts
- Parallel Interface
- Graphics Resolution: 360 x 360 dpi
- Epson, IBM, NEC P20 & CEM Emulations
- Quarter Printing Facility
- Auto Set Facility - 6-directional f.f.
- Auto Emulation Detection
- Command View W Front Control Panel
- Ultra Quiet Mode - 44 S dB(A)
- Colour Printing Standard - Swift 240C
- Colour Printing Optional - Swift 240
- FREE Silica Printer Starter Kit

**£259**  
+VAT - £304.03 ref: PRI 2271

## 24 PIN PRINTERS

## INKJET PRINTER

## NOTEBOOK PRINTER


## FREE!



192 CPS 80 COLUMN

- Citizen 224 - 24 pin - 80 column
- 192cps Draft, 64cps NLO
- 8K Printer Buffer + 4 Fonts
- Parallel Interface
- Graphics Resolution: 360 x 360dpi
- Epson and NEC P6 Emulation
- FREE Colour Kit
- FREE Silica Printer Starter Kit

**£199**  
+VAT - £233.83 ref: PRI 2434



192 CPS 136 COLUMN

- Citizen Swift 24 - 24 pin - 136 column
- 192cps Draft, 64cps NLO
- 8K Printer Buffer + 4 Fonts
- Parallel Interface
- Graphics Resolution: 360 x 360dpi
- Epson, IBM and NEC P6 Emulation
- Colour Option Available
- FREE Silica Printer Starter Kit

**£349**  
+VAT - £410.08 ref: PRI 2574



360 CPS 80 COLUMN

- Citizen Projet - inkjet - 80 column
- 360cps Draft, 120cps NLO
- 50 Nozzle Head - Winsper Quiet 47dB(A)
- 8K Printer Buffer + 3 Fonts
- Optional HP Compatible Font cards
- Parallel Interface
- Graphics Resolution: 300x300dpi
- HP Deskjet plus emulation

**£359**  
+VAT - £421.83 ref: PRI 2800



64 CPS 80 COLUMN

- Citizen PN48 Notebook Printer
- Non-impact Printing on Plain Paper
- 53cps LQ - 4K Buffer + 2 Fonts
- Rear and Bottom Paper Loading
- Parallel Interface
- Graphics Resolution: 360 x 360dpi
- Epson, NEC P6 & Citizen Emulation
- Powered From Mains, Battery or Car Adapter

**£219**  
+VAT - £257.32 ref: PRI 2100

### STARTER KIT

WORTH £29.38

This starter kit will help you to get your new printer up and running with your new Citizen dot matrix printer from Silica Systems.

- 3.5" Disk - Amiga 5 ST Drivers
- 3.5" Disk - Driver for Windows 3
- 2 Metre Parallel Printer Cable
- 200 Sheets of Continuous Paper
- 100 Continuous Address Labels
- 5 Continuous Envelopes

If you already own a control, and would like to buy a kit you may order one (UK kit 3007) for £79.38 - £18 off RRP!

### AMIGA PRINT MANAGER

WORTH £14.10

The Amiga Print Manager is a powerful software package which provides direct to file of Citicor printers and handles Amiga's agnostic printer languages - printing & packing colours more robustly, graphics less busy. Easy to use with resolutions featuring include:

- Improved image smoothing
- Gamma/Color Correction
- Image Scaling
- Colour Separation
- Reduced/Minimum Banding

The Amiga Print Manager is available free of charge from Silica Systems with the Swift 9, 224 and 240 printers or may be purchased (ref: AMG 4570) for £19.50 (RRP £24.10).

### ACCESSORIES

- SHEET FEEDERS**
- PRA 1200 1230 £71.38
- PRA 1214 F4020540ref:974 £58.78
- PRA 1215 F3002540ref:974 £47.00
- SERIAL INTERFACES**
- PRA 1109 1205V £56.62
- PRA 1626 Swift 9/240/224 £27.25
- PRA 1629 Swift 21/24/240 £28.38
- 32K MEMORY EXPN**
- 110A 1151 150026054ref:974 £10.10

### PRINTER STAND

PRA 1202 130026054ref:974 £26.00

PRA 1614 Swift P270 £30.88

### ORIGINAL RIBBONS

- MR 3529 1000-Swift P Back £9.81
- MR 3540 Swift 9 Back £7.75
- MR 3524 1405x40x31 Surf £4.79
- MR 3526 1246x30x324 Combs £15.63
- MR 3528 1148x30x324 Combs £15.61
- MR 3518 1148x30x324 £15.61

### COLOUR KITS

PRA 1202 2140x310x240x24 £25.25

PRA 1240 Ref:91/24 £25.25

### PN48 ACCESSORIES

- PRA 1148 PN48 Back £40.10
- PRA 1152 1148 Cable Exp £29.31
- PRA 1153 1148 Cable Exp £19.31

Accessories priced as ref. & delivery.

## SILICA SYSTEMS OFFER YOU

- **FREE OVERNIGHT DELIVERY:** On all hardware orders shipped in the UK mainland.
- **TECHNICAL SUPPORT HELPLINE:** Team of technical experts at your service.
- **PRICE MATCH:** We normally match competitors on a "Same product - Same price" basis.
- **ESTABLISHED 14 YEARS:** Proven track record in professional computer sales.
- **£12 MILLION TURNOVER** (with 60 staff): Solid, reliable and profitable.
- **BUSINESS + EDUCATION + GOVERNMENT:** Volume discounts available 081-308 0888.
- **SHOWROOMS:** Demonstration and training facilities at our London & Sidcup branches.
- **THE FULL STOCK RANGE:** All of your requirements from one supplier.
- **FREE CATALOGUES:** Will be mailed to you with offers + software and peripheral details.
- **PAYMENT:** Major credit cards, cash, cheque or monthly terms.

Before you decide when to buy your new printer, we suggest you think very carefully about WHERE you buy it. Consider what it will be like a few months after you have made your purchase, when you may require additional peripherals and accessories, or help and advice with your new purchase. And, will the company you buy from contact you with details of new products? At Silica Systems, we ensure that you will have nothing to worry about. We have been established for almost 14 years and, with our unrivalled experience and expertise, we can now claim to meet our customers' requirements with an understanding which is second to none. But don't just take our word for it. Complete and return the coupon now for our latest FREE literature and begin to experience the "Silica Systems Service".

MAIL ORDER HOTLINE  
**081-309 1111**

**SILICA SYSTEMS**



<b>MAIL ORDER:</b>	1-4 The Mews, Hatherley Rd, Sidcup, Kent, DA14 4DX	Tel: 081-309 1111
Order Lines Open	Mon-Sat 9.00am-6.00pm	No Late Night Opening
		Fax No 081-308 0608
<b>LONDON SHOP:</b>	52 Tottenham Court Road, London, W1P 0BA	Tel: 071-580 4000
Opening Hours:	Mon-Sat 9.30am-6.00pm	No Late Night Opening
		Fax No 071-323 4793
<b>LONDON SHOP:</b>	Selfridges (1st Floor), Oxford Street, London, W1A 1AB	Tel: 071-629 1234
Opening Hours:	Mon-Sat 9.30am-6.00pm	7.30am-6.00pm
		Extension: 2914
<b>SIDCUP SHOP:</b>	1-4 The Mews, Hatherley Rd, Sidcup, Kent, DA14 4DX	Tel: 081-302 8811
Opening Hours:	Mon-Sat 9.00am-5.00pm	Late Night: Friday until 7pm
		Fax No 081-308 0017

To: Silica Systems, AMSHP-1192-55, 1-4 The Mews, Hatherley Rd, Sidcup, Kent, DA14 4DX

## PLEASE SEND A BROCHURE ON THE CITIZEN RANGE

Mr/Mrs/Miss/Me: ..... Initials: ..... Surname: .....

Company Name (if applicable): .....

Address: .....

.....

Postcode: .....

Tel (Home): ..... Tel (Work): .....

Which computer(s), if any, do you own?..... 55H

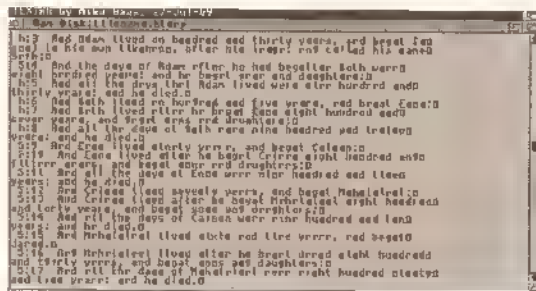
continued from page 164

handlers, disk .info files et al. I would have thought that an installation routine should be

assigns' program first. How silly of me. Some documentation would have been nice...

Anyway, when I'd finally worked out what was going on, I found that

*Electric Word* is a PD program which contains buttons for all the different books in the Bible. Click on one of the buttons and you're taken to that section, opened in *Textura*, a simple document editor which includes a



**There was a lot of begatting in ancient Biblical times...**

intelligent enough to work out that it doesn't need to copy a full Workbench system to the hard drive. Ridiculously enough, the installation procedure then goes back and deletes all the unnecessary files. Nice one.

That niggles out of the way, I double-clicked on *Electric Word*; except that I hadn't run the 'make

Find facility (vital for searching out the 'number of the beast' bit in Revelations).

And... er... that's about it. The thing does its job (although not incredibly elegantly), it'll work from floppies and it can even run on machines with just 512K. I'm sure that it's just the thing for all those techno-vicars out there. Me, I've already chucked it off the disk.

**Program rating.....7/10**

# WHERE TO GET IT

There are two main ways to get hold of Amiga PD and shareware: from a bulletin board or from a PD library.

The advantage of using a bulletin board is that often the latest software is uploaded as soon as it's available. On the down side, you need a modem to connect, and you'll have to pay phone charges (and sometimes a connection fee to the bulletin board as well).

There are a growing number of bulletin boards with a wide range of Amiga software available for download. Check out 01-for Amiga (071 377 1358) and the Cheam Amiga Bulletin Board (081 644 8714). Another good option is joining CIX (the Compulink Information eXchange), which not only has Amiga software but also contains conference and file areas on a wide range of subjects, from politics to scuba diving, biking to Science Fiction. Many of the *Amiga Shopper* writers have accounts on CIX, so you can get first-hand advice on your problems, too. For more details, call CIX on 081 390 8446 (voice) or 081 390 1255 (modem).

If you don't want to use a bulletin board, the other way to get PD software is from a PD house. Many advertise in *Amiga Shopper*, and you'll find a comprehensive list of names and addresses at the end of this article. Expect to pay between 99p and about £2.50 per disk - there's often a discount if you buy in bulk, too.

# DISK PD HOUSES

**3 Amigos**

16 Marsett Way  
Leeds LS14 2DN  
☎ 0532 733043

**Amiganuts United**

169 Dale Valley Road  
Hollybrook, Southampton

**AMOS PD**

1 Penmynydd Road  
Penlan, Swansea SA5 7EH

**Anglia PDL**

115 Ranelagh  
Felixtowe, Suffolk IP11 7HU  
☎ 0394 283494

**Billetterchips**

Cliffe House, Primrose Street  
Keighley BD21 4NN  
☎ 0535 667469

**CLS**

PO Box 7  
Bletchley  
Milton Keynes, MK2 3YL  
☎ 0908 640763

**Crazy Joe's**

145 Effingham Street  
Rotherham  
South Yorks S65 1BL  
☎ 0709 829286

**Deltrax PD**

36 Bodelwyddan Ave, Old Colwyn  
Clwyd LL29 9NP  
☎ 0492 515981

**Deja Vu**

7 Hollinbrook, Beech Hill  
Wigan WN6 7SG  
☎ 0942 495261

**Digitz**

PO Box 144, Mexborough  
South Yorks S64 9SL  
☎ 0709 571748

**EdLib**

7 Sampford Brett Lane  
Williton  
Somerset TA4 4JT  
☎ 0984 32320

**EMPDL**

54 Watnall Road  
Hucknall  
Nottingham NG15 7LE  
☎ 0602 630071

**Essex Computer Systems**

118 Middle Crockerford  
Basildon  
Essex SS16 4JA  
☎ 0268 553963

**George Thompson Services**

Cucumber Hall Farm,  
Cucumber Lane  
Essendon  
Herts AL9 6JB  
☎ 0707 664 654

**Goldstar Computers**

PO Box 2  
Tyldesley  
Manchester M29 7BN  
☎ 0942 895320

**ICPUG**

PO BOX 1309  
London N3 2UT  
☎ 081-346 0050

**Kemow Software PD Library**

51 Ennors Road  
Newquay, Cornwall

**NBS**

1 Chain Lane, Newport  
Isle Of Wight PO30 5QA  
☎ 0983 529594

**Neural Images**

4 Flint Walk, Hartlepool  
Cleveland TS26 0TE  
☎ 0429 263508

**Office Choice (OC-PD)**

30 Town St, Kirkintilloch  
Glasgow G66 1NL  
☎ 0236 737901

**PD Soft**

1 Bryant Ave, Southend-On-Sea  
Essex SS1 2YD  
☎ 0702 466933

**Pentire PD**

10a Hag Hill Lane, Taplow  
Maldenhead, Berks SL6 0JH  
☎ 0628 666641

**Public Dominator**

PO BOX 801, Bishop's Stortford  
Herts CM23 3TZ  
☎ 0279 757692

**Riverdene PDL**

30a School Road  
Tilehurst, Reading  
Berkshire RG3 5AN  
☎ 0734 452416

**Telescan Computer Services**

Handsworth Road  
Blackpool FY5 1SB  
☎ 0253 22296

**Sector 16**

160 Hollow Way, Cowley, Oxford  
☎ 0865 774472

**Seventeen Bit Software**

PO BOX 97, Wakefield  
West Yorks WF1 1XX  
☎ 0924 366982

**Software Expressions**

Unit 4, 44 Beaulieu Road  
Southville  
Bristol BS3 1PY  
☎ 0272 637634

**Softville**

Unit 5, Stratfield Park  
Elettra Avenue,  
Waterlooville  
Hants  
PO7 7XN  
☎ 0705 266509

**Start Computer Systems**

20 Holmslde  
Sunderland  
Tyne and Wear SR1 3JE  
☎ 091 565 2506

**Startronics**

4 Arnold Drive, Droydsden  
Manchester M35 6RE  
☎ 061 370 9115

**Unique Computing**

114 Salters Road, Gosforth  
Newcastle on Tyne, NE3 3UP  
☎ 091-284 7976

**Vally PD**

PO BOX 15, Peterlee  
Co Durham SR8 1NZ  
☎ 091-587 1195

**Wirral PD**

PO Box 4, Birkenhead  
Merseyside L41 4FW  
☎ 051 651 0646

# BUYING ADVICE FOR SHOPPERS

*Whether buying over the phone or at a local store, here's our advice on how to get what you want*

## BUYING IN PERSON

- Where possible, always test any software and hardware in the shop before taking it home, to make sure that it works properly.
- Make sure you have all the necessary leads, manuals or other accessories you need.
- Don't forget to keep your receipt.

## BUYING BY PHONE

- Be as clear as possible when stating what you want to buy. Make sure you confirm all the technical details of what you are buying. Some things to bear in mind are version numbers, memory requirements, other required hardware or software and compatibility with your particular model of Amiga (that is, make sure you know which version of Kickstart you have).
- Check the price you are asked to pay, and make sure that it's the same as the price advertised.

- Check that what you are ordering is actually in stock.
- Check when and how the article will be delivered, and that any extra charges are as stated on the advert.
- Make a note of the date and time when you order the product.

## BUYING BY POST

As with buying by phone, you should clearly state exactly what it is you are buying, at what price (refer to the magazine, page and issue number where it's advertised) and give any relevant information about your system set up where necessary. You should also make sure you keep copies of all correspondence both to and from the company concerned.

## MAKING RETURNS

Whichever method you buy by, you are entitled to return a product if it fails to meet any one of the following three criteria:

- The goods must be of 'merchantable quality'.
  - The goods must be 'as described'.
  - The goods must be fit for the purpose for which they were sold. If they fail to satisfy any or all of the criteria, then you are then entitled to:
    - Return them for a refund.
    - Receive compensation for part of the value.
    - Get a replacement or free repair.
- When returning anything, ensure that you have proof of purchase and that you return the item as soon as possible after receiving it. For this reason it is important that you check the hardware or software as soon as it is delivered to make sure everything you ordered is there and works as it is supposed to.

## HOW TO PAY

Paying by credit card is the most sensible way, whether buying in person, by post or on the phone, because you may be able to claim the money from the credit card company even if the firm you ordered from has gone bust or refuses to help sort out your problem.

Otherwise, you should pay by crossed cheque or postal order – never send coins or notes through the mail.

## GETTING REPAIRS

Always check the conditions of the guarantee, and servicing and replacement policy, so that you know what level of support to expect. Always fill in and return warranty cards as soon as possible, and make sure that you are aware of all the conditions contained in the guarantee.

## BUYING PD

Even though PD software is relatively inexpensive, you should still apply the guidelines set out above, making sure that you confirm all orders as clearly as possible.

Shopping around is still important when buying PD because different houses charge different prices for the same disks. There is no set pricing structure for disks, but bear in mind that PD houses are, in theory, supposed to be non-profit making operations. **AS**

## A CHECK LIST FOR MAIL ORDER BUYING

- 1 Make sure you know exactly what you want. Draw up a checklist of the specifications you are looking for and what you want it to be able to do. Check with the suppliers that their product matches your list**
- 2 Will the product you have in mind work with your existing set-up, and anything else you are planning to buy?**
- 3 Can you see a demonstration? Many products are on display at computer shows around the country.**
- 4 Are there any hidden extras? Does it need 1Mb to run, or a hard disk?**
- 5 What technical support is provided by the supplier? Does the manufacturer offer after-sales advice? Check before you buy.**
- 6 Check the guarantee terms. How long is the free warranty? What does it offer?**
- 7 Draw up a list of these details and make them a condition of your order.**
- 8 Check the price and delivery details when you order, and make a note of them.**
- 9 Note down when you placed the order and who you spoke to.**
- 10 When it arrives, check everything carefully. If anything is missing, don't use the product at all – contact the supplier. If it doesn't work, make the obvious checks such as the fuse. If it still doesn't work don't try to fix it – contact the supplier.**

## ADVERTISERS INDEX

16 Bit Centre	42
1st Choice (Leeds)	36-37
316 Supplies	12
ACC Unlimited	114
Advanced Electronics	143
Amiga Format	130, 160
Amivision	59
Anglia PD	159
Arnor	20
Artworks	78
BCS	92-93
Bio-Con	25
Bitcon	131
Business Communications	78, 81
Classic Software	131
Commodore	4
Crystal Concepts	59
Delta Pl	59
Diamond	136-138
Digita	9
Digital Creations	IFC
Direct Computer Supplies	143
Dynamite Computers	132-133
Fvesham Micros	126-127
Future Music	101-103
Future World	95-97
Gastiner	28
Harwoods	33, 108-111
Hobbyte	104-105
Home Based Business	81
Hytec	81
JCL	IBC
Jewel PD	159
Kosmos	146
LCL	146
Lascelles	143
MJC Supplies	144
Magic Clip Art	81
Mailbyte	131
Merlin	OBC
Neon Software	114
Olympic Disks	159
Omega Projects	38
PD Soft	163
PPV	78
Phoenix	48-49
Photo Plus	114
Power Computing	44-45
Prisma	146
Silica	121, 149, 165
Snap	141
Softstore	31
Software Expressions	157
Startronics	159
Switchsoft	81
The Grapevine Group	31
Tottenham Ct Road Computer Exchange	31
Trilogic	122-123
Ursa Software	59
Videoware	78
WTS Electronics	141
WTS Electronics	52-53
We Serve	6
York Electronics	78
ZCL	62-65

# PRODUCT LOCATOR

HARDWARE • HARDWARE • HARDWARE • HARDWARE • HARDWARE • HARDWARE • HARDWARE • HARDWARE

Welcome to the Amiga Shopper Buyer's Guide, your regular guide to what's hot and what's not in the Amiga market place. It's designed as a simple-to-use yet comprehensive guide which will help you to make the right buying decisions. It may not include each and every product ever produced for the Amiga (that would take up virtually the whole of *Amiga Shopper!*), but you can rest assured that all

major brands and models are here.  
The Buyer's Guide will run each and every month and as new products are released and others discontinued, we'll be updating it accordingly. This month we bring you what is possibly the most comprehensive guide to hardware for the Amiga owner. Next month we'll be listing Amiga software...

AMIGAS									
Model	Price	Memory	Total Chlp	Total Fast	Processor	Speed (MHz)	Hard Disk (Mb)	Floppies	Comment
A600	£299	1 Mb	2Mb	4Mb	68000	7	No	1x880k	Replacement for now discontinued A500 Plus
A600HO	£499	1 Mb	2Mb	4Mb	68000	7	20	1x880k	<b>A600 with built-in 20Mb IOE</b>
A1500	£999	1 Mb	1 Mb	9 Mb	68000	7	No	2x880k	More expandable than A500
A2000HO	£1299	1 Mb	1 Mb	9 Mb	68000	7	40	1x880k	<b>Exactly the same as A1500, but now includes hard disk</b>
A2500	£777	1 Mb	1 Mb	9 Mb	68020	16	40	1x880k	Same as A2000HO, but comes with processor card
A3000	£3160	2 Mb	2 Mb	16 Mb	68030	16/25	50/100	1x880k	Available in several hard disk/processor configurations

Note: A500 and A1500 now denote 2.0-based machines. A2500 only available in the US.

HARD DRIVES									
Model	Supplier	Price	Machine	Capacity (Mb)	RAM Expansion	Rating	Issues		
RocHard	Zye Technology	£379	A500	52	8 Mb	****	13		
Impact II+	Silica	£399	A500	50/110	8 Mb	*****	1,2,6,13		
A590	Commodore	£399	A500	20	2 Mb	***	1,2,8,13		
OntaFlyer500	Trilogix	£350	A500	48	-	**	1,2,8,13		
500XP	Snrfama UK	£489	A500	40	2/8 Mb	****	1,2,8,13		
EastTrak	Third Coast	£599	A500	40	-	***	8		
Noyla 301	Power Computing	£399	A500	20/30	-	***	8		
Prime	Power Computing	£499	A500	50/100	-	****	6		
Trumpcard	Third Coast	£399	A500	40	-	***	8		
Protar HD	Protar	£299	A500	20	8 Mb	****	-		
Impact IIHC+8	Silica	£299	A1500+	40-300	8 Mb	****	1,2,13		
OntaFlyer2000	Trilogix	£350	A1500+	48	-	***	1,2		
WardSync2000	Snrfama UK	£450	A1500+	52	-	****	1,13		
A2091-40	Commodore	£200	A1500+	40	-	**	6,2,8		
Nexus HC	Power Computing	£350	A1500+	40	8 Mb	****	8,13		
SyoQneat	Omega Projects	£690	SCSI	96	-	****	6		
Optical Drive	Power Computing	£1199	SCSI	128	-	****	-		
TapeStreamr	Omega Project	£600	SCSI	150	-	*****	-		

NOTE: Trumpcard can be used on both A500 and A1500+

EXTERNAL DRIVES									
Model	Supplier	Price	Machine	Size	Capacity	Disable Switch	Rating	Issues	
PC880B	Power Computing	£55	Any	3 1/2"	880H	Yes	*****	8	
RF332C	Silica Systems	£60	Any	3 1/2"	660H	Yes	****	0,1,2,6	
RF542G	Silica Systems	£80	Any	5 1/4"	880K	Yes	****	0,1,2,8	
A1011	Commodore	£100	Any	3 1/2"	880K	No	***	0,1,2,8	
Zydec	Evesham Micros	£55	Any	3 1/2"	880H	Yes	***	8	
CAX354	Cumana	£75	Any	3 1/2"	660K	Yes	****	0,1,2,6	
3A-1D	Golden Image	£65	Any	3 1/2"	880H	Yes	****	0,8	
AEO	Applied Engineering	£140	Any	3 1/2"	1.52 Mb	No	*****	8	
Internal2000	Power Computing	£50	A1500+	3 1/2"	880H	No	****	8	
OneDrive	Power Computing	£120	Any	3 1/2"	2x660K	Yes	****	0,1,2,8	
Floptical Disk	Digital Micronics	£650	Any	3 1/2"	20 Mb	Yes	*****	8	

NOTE: PC880B comes with built-in disk copier. Floptical Disk not yet available in UK.

RAM EXPANSIONS									
Model	Supplier	Price	Machine	Size	Max Size	Power Supply?	Fitting	Rating	Issues
500RX	Snrfama UK	£198	A500	2 Mb	8 Mb	Optional	Expansion Bus	*****	5
ProRAM Plus	Datel	£25	A500	512k	-	-	TrapDoor	***	8
RAM-Master 2	Datel	£100	A500	1.5 Mb	-	-	TrapDoor	***	-
Y2000	Virgo	£104	A500	2 Mb	-	-	TrapDoor	*****	-
Zydec1.5	Zydec	£79	A500	1.5 Mb	-	-	TrapDoor	***	-
BaseBoard	EPO	£300	A500	4 Mb	-	-	TrapDoor	***	-
Ashcom1.512k	Ashcom	£35	A500	512k	-	-	TrapDoor	****	8
Ashcom1.8Mb	Ashcom	£155	A500	1.8 Mb	-	-	TrapDoor	****	-
Cortex2	Cortex	£199	A500	2 Mb	8 Mb	Yes	Expansion Bus	**	8
GVP Series2	Silica	£159	A1500+	2 Mb	8 Mb	-	Card	*****	-
A2058	Commodore	£159	A1500+	2 Mb	8 Mb	-	Card	***	8
AdRAM2000	Power Computing	£179	A1500+	2 Mb	8 Mb	-	Card	****	8
Cortex2000	Cortex	£175	A1500+	2 Mb	8 Mb	-	Card	*****	8

PROCESSOR ACCELERATORS									
Model	Supplier	Price	Machine	Processor	Speed	Max 32-bit RAM	Moths Co-pro	Rating	Issues
38 Special	Omega Projects	£850	Any	68030	38 MHz	8 Mb	68881	****	13
40/4 Magnum	Omega Projects	ENA	A1500+	66040	28 MHz	16 Mb	68882	****	13
Zeus	Power Computing	£1449	A1500+	68040	28 MHz	64 Mb	68882	****	14
040/500	Power Computing	£725	A500	68040	28 MHz	8 Mb	68882	****	14
040/500i	Power Computing	ENA	A500	68040	28 MHz	16 Mb	-	****	14
Mercury	Power Computing	£1249	A3000	68040	28 MHz	32 Mb	68882	****	-
G-Force	Silica	£599	A1500	68030	25 MHz	16 Mb	68881	****	15
Trubo68000	Bytes&Pieces	£45	A500	68000-16	16 MHz	-	No	**	-
AdSpeed	Silica	£173	A500	68000-16	16 MHz	-	No	***	3,5
VXL-30	ZCL Ltd	£409	A500	68030	25 MHz	8 Mb	Yes	****	-
2000/40	Mercam	£1937	A1500+	68040	50 MHz	32 Mb	Yes	*****	-
A3001	Silica	£1799	A1500+	68030	50 MHz	32 Mb	Yes	*****	3,5
G-Force	Silica	£1999	A3000	68040	28 MHz	-	-	*****	-
FinalForty	Power Computing	£1999	A1500+	68040	50 MHz	32 Mb	Yes	****	-
CSA MegaMidge1	Bytes&Pieces	£389	A500	68030	33 MHz	8 Mb	Yes	****	3,5
A5000-16	Solid State	£295	A500	68020	18 MHz	4 Mb	Yes	****	-
85000-2S	Solid State	£595	A500	68020	25 MHz	16 Mb	Yes	****	3,5
B5000-40	Solid State	£1162	A1500+	68030	40 MHz	32 Mb	Yes	*****	-
Harms Pro3D	Bytes&Pieces	£1099	A1500+	68030	28 MHz	4 Mb	Yes	***	3,5
A2630	Commodore	£1200	A1500+	68030	25 MHz	4 Mb	Yes	****	-

NOTE: Although some 68030 cards appear to run faster than their \*040 equivalents, this may not necessarily be the case. All \*040 cards will run faster internally.

SCANNERS									
Model	Supplier	Price	Machine	Type	Colour	Resolution	Rating	Issues	
GT-5000	Epson UK	£1300	Any	Flatbed	Yes	600dpi	*****	17	
OmniScan 2GS	Pandaol	£125	Any	Hand Held	No	400dpi	***	14	
Power Scanner 2	Power Computing	£99	Any	Hand Held	No	400dpi	*****	14	
AlfaScan	Golden Image	£199	Any	Hand Held	No	400dpi	****	14	
Handy Scanner	Pandaol	£140	Any	Hand Held	No	400dpi	***	14	
Sharp JK-100	Sillim	£695	Any	Hand Held	Yes	200dpi	*****	-	
GeniScan	Datel	£130	Any	Hand Held	No	400dpi	***	-	
GoldenImage	GoldenImage	£150	Any	Hand Held	No	400dpi	****	5	



# PRODUCT LOCATOR PRODUCTS

# PRODUCT LOCATOR

Model	Supplier	Price	Realtime	Colour	Realtime Colour	Animation	Rating	Issue	
Sharp JX-300	Silica	£3600	Any	FlatBed	Yes	300dpi	****	.	
Pandaal Scanner	Pandaal	£180	Any	Hand Hold	No	400dpi	****	3	
PowerScanner	Pewer Computing	£08	Any	Hand Held	No	400dpi	***	11	
<b>DIGITISERS</b>									
Model	Supplier	Price	Realtime	Colour	Realtime Colour	Animation	Rating	Issue	
DigiTiger II	SA&H	£200	No	Yes	No	No	****	17	
V-Lab	ACS	£300	Yes	Yes	Yes	No	****	17	
DigiView 4	Silica	£150	No	Yes	No	No	****	.	
ColonnPic	JCL	£399	Yes	Yes	Yes	No	****	2	
VIDAmiga	Rembo	£130	Yes	Yes	No	Yes	****	5	
Videoon	Power Computing	£200	No	Yes	No	No	***	.	
FrameGrabber	Mercam	£599	Yes	Yes	Yes	Yes	****	.	
VideoDigitiser	Datsl	£80	Yes	Yes	No	No	****	.	
<b>SOUND SAMPLERS</b>									
Model	Supplier	Price	Stereo	Volume Adjust	Resolution		Rating	Issue	
StereoMaster	MicroDeal	£40	Yes	Yes	8-bit		***	11	
TechnoSound	New Dimensions	£35	Yes	No	8-bit		****	5	
Audio Engineer	HB Marketing	£199	Yes	Yes	8-bit		****	5	
Perfect Sound 3	HB Marketing	£60	Yes	Yes	8-bit		**	10	
SampleStudio 2	Datel	£70	Yes	No	8-bit		**	.	
Sound Master	HB Marketing	£130	Yes	Yes	8-bit		****	.	
MicroSampler	Datel	£25	Yes	No	8-bit		*	.	
SoundTrap 3	Omega Projects	£30	No	No	8-bit		****	3	
AMAS 2	MicroDeef	£100	Yes	Yes	8-bit		****	.	
StereoSampler2	Trilogic	£40	Yes	Yes	8-bit		***	.	
GVP DSS	Silica	£60	Yes	Yes	8-bit		****	3	
AD1012	HB Marketing	£78A	Yes	Yes	12-bit		****	.	
AD1016	HB Marketing	£78A	Yes	Yes	16-bit		****	.	
AndiTen 4	HB Marketing	£49	Yes	Yes	8-bit		****	10	
Audio Sculpture	SMG	£49	Yes	Yes	8-bit		**	12	
NOTE: AD1012 and AD1016 are for A1500 -> only									
<b>GENLOCKS</b>									
Model	Supplier	Price	Fade	Dissolve	S-VHS	RGB Pass Thru	Rating	Issue	
Hama 290	Hama PVAC	£749	Yes	Yes	Yes	Yes	***	16	
MicroGen	Power Computing	£199	Yes	Yes	No	Yes	****	.	
MimiGen	ASAP	£99	No	No	No	No	**	.	
RecGen	Silica	£117	Yes	Yes	No	No	****	8	
RecGen+	Silica	£199	Yes	Yes	No	Yes	****	10	
AS802	Mercam	£139	No	No	No	Yes	***	.	
AS802 FMC	Mercam	£178	Yes	No	No	Yes	**	.	
AS802S-VHS	Mercam	£199	Yes	Yes	Yes	Yes	***	10	
AS805	Mercam	£499	No	No	No	Yes	****	.	
GST Gold	Thid Coast	£350	Yes	Yes	Yes	Yes	***	.	
VideoCentre2	G2	£1170	Yes	Yes	Yes	Yes	****	.	
VideoCentre3	G2	£1999	Yes	Yes	Yes	Yes	****	7	
VideoMaster VM-2	Power Computing	£799	Yes	Yes	Yes	Yes	***	1	
Videocomp G-100	Silica	£1800	Yes	Yes	Yes	Yes	****	3	
ImageMaster	Nerkl	£1150	Yes	Yes	Yes	Yes	**	.	
ProGen	Gordon Harwood	£130	No	No	No	Yes	***	.	
<b>COLOUR CARDS</b>									
Model	Supplier	Price	Menhno	Price	Type	Colour Palette	Max Resolution	Rating	Issue
Rembrandt	Power Computing	A1500->		£1499	24-bit	24-bit	1024x1024	***	13
AVideo 12	Checkmate	A1500->		£299	12-bit	12-bit	768x580	**	13
AVideo 24	Checkmate	A1500->		£599	24-bit	24-bit	768x580	****	16
MAME	Checkmate	A500		£299	Pseudo	24-bit	368x580	****	8
DCTV	Silica	A500		£499	Pseudo	24-bit	368x580	****	12
GVP IV-24	Silica	A1500->		£1799	24-bit	24-bit	910x576	****	12
Herlequin	ACS	A1500->		£1400	24-bit	24-bit	910x576	****	11
NOTE: A500 devices can be used on all Amigas									
<b>TOUCH TABLETS</b>									
Model	Supplier	Price	Size	Resolution			Rating	Issue	
Podalal PT-3030	HB Marketing	£179	9x12"	****			****	.	
GenTizer	Ostel	£130	9x6"	***			***	.	
Cherry Mk4	Chary	£450	9x12"	****			***	.	
<b>DOT-MATRIX PRINTERS</b>									
Model	Supplier	Price	Pins	Speed(CPS)	Fonts	Buffer	Rating	Issue	
200	Citizen	£250	24	240	7	8K	***	.	
240C	Citizen	£350	24 (colour)	240	9	8K	****	.	
P20	NEC	£351	24	115	8	8K	****	4	
L24d	Citizen	£292	24	109	3	8K	****	4	
Swift 9	Citizen	£280	9	121	3	8K	****	4	
Swift 24	Citizen	£428	24	121	5	8K	****	4	
LX850	Epson	£269	9/24	108	3	4K	***	4	
LQ400	Epson	£289	24	121	3	8K	***	4	
LQ550	Epson	£375	9	109	4	8K	***	4	
LC200	Star	£304	24	91	4	16K	****	4	
LC24	Star	£304	24	130	5	16K	****	4	
ML380	OkI	£386	24	127	3	8K	****	4	
<b>MULTIMEDIA HARDWARE</b>									
Model	Supplier	Price	Type				Rating	Issue	
ICD KickBack	Silica Systems	£27	Keyboard switchable ROM shaver				****	.	
RockKey	Silica Systems	£350	Chromakey for RocGen Plus genlock				N/A	.	
Golden Gate	Silica Systems	EN/A	25MHz 80386 PC Emulator for Amiga 1500+				***	.	
I/O Port	SwitchSoft	£28	Electronics Projects Kit				****	17	
Sound Enhancer	Omega Projects	£40	Improved Amiga sound capabilities				****	.	
KickSwitch	Omega Projects	£25	Keyboard switchable ROM shaver				****	.	

**SUPPLIER LIST • SUPPLIER LIST • SUPPLIER LIST • SUPPLIER LIST • SUPPLIER LIST • SUPPLIER LIST • SUPPLIER LIST • SUPPLIER LIST • SUPPLIER LIST •**

ACS	031 557 4242	Cumana	0483 503121	Gordon Harwood	0773 836781	OkI	0753 31292	Solid State Letsure	0933 650677
App.Enginaering	0101 214 241 6060	Detel Electronics	0782 744707	HB Marketing	0753 686000	Omega Projects	0702 466933	Siar	0494 471111
ASAP	0724280222	Digital Micronics	0101 619 431 8301	JCL Business Systems	0892 518161	Pandaal Marketing	0234 855666	Surfaca UK	081 565 6977
Aschoer	0530 411485	EPD	0602 841640	Mercam Ltd	0604 790466	Power Computing	0234 273000	Switchsoft	0325 464423
Bytes & Pieces	0253 734218	Epson UK	0442 61144	MicroDeal	0726 68020	Protar	0923 54133	Third Coast Technologies	0257472444
Checkmate Digital Ltd	071 923 0658	Evesham Micros	0386 765500	Naksha UK	0925 56398	Rombo	0506 414631	Trilogic	0274 878062
Cilizen	0895 72621	G2 Video Systems	0252 737151	NEC	081 993 9831	SA & H	010 40 0511 551701	Virgo	0276 676308
Commodore	0628 770088	Gastelner	081 365 1151	Nerkl	081 900 1868	Silica Systems	081 309 1111	WTS Electronics	0582 491949
Cortax	051 236 0480	Golden Image	081 518 7373	New Dimensions	0291 690933	SMG	0274 562999	ZCL Ltd	0543 251275

WIN • WIN • WIN • WIN • WIN • WIN • WIN • WIN

# Up for grabs - two Philips monitors

We have two of its excellent monitors to give away, each worth £199. And two lucky runners-up will receive a radio controlled car!

**P**hilips CM8833/II stereo colour monitor has become pretty much a standard in the Amiga world, and rightly so. Of course we in the *Amiga Shopper* office are well looked after - we already have Philips monitors. But many of you out there must be struggling with modulators and TVs with dodgy tubes. So, being the generous souls that we are, we've persuaded Philips to donate two monitors for us to give away. Just think of it - no more eye-strain!

And that's not all. We've got two smashing bright red Ferrari Testarossa radio control cars to give away as runner-up prizes. These cars are great fun; they've already started quite a racing fad at the office.

What's the connection between monitors and racing cars, you must be wondering. It's all part of Philips' new promotion. Each monitor comes with a copy of Gremlin Graphics' *Lotus Turbo Challenge II* game, and every purchaser (or winner of this competition) can enter Philips' competition. Each month 10 lucky people will win one of the above mentioned Ferraris; and the overall winner will get two tickets for the Silverstone Grand Prix, complete with helicopter trip, grandstand seats and a chance to meet a

Formula One personality.

Send your answers to the questions below on the back of a postcard or sealed envelope to:

Racey chasey heart  
*Amiga Shopper*  
29 Monmouth Street  
Bath BA1 2DL

The closing date is November 9. Only one entry per household. **AS**

## THE CHALLENGE

### QUESTION 1

What do the letters RGB stand for?

- a) Really Good Brightness
- b) Relatively Geared Balance
- c) Red Green Blue

### QUESTION 2

Who won the 1991 Formula One World Championship?

- a) Ayrton Senna
- b) Bobby Charlton
- c) Nigel Mansell

### QUESTION 3

Which Argentinian racing driver drove a Ferrari to a Formula One World Championship?

- a) Ayrton Senna
- b) Juan Fanglo
- c) Marlo Andretti



Enter this month's competition and feast your eyes on one of these - Philips' CM8833/II monitor is a roaring success. Sharp clarity and stereo sound are two of its features... but we can't guarantee its resistance to cars

## MASTERING MAGIC WINNERS

The answers for last month's competition were as follows...

- Mark Smiddy is the master of Amiga00S.
- Intuition deals with the Amiga's mouse, windows and so on.
- B was the predecessor to C.

Thanks to all who entered, but sadly only five people can win. Those lucky folks are: J Montero of World's End Estate in London, Daniel Whitelaw of Stourbridge in the West Midlands, Kow Evans of Christchurch in Dorset, WG Anderson of Bearsden in Glasgow and Len Richards of Porthcawl in South Wales. Congratulations all; your prizes of six *Mastering Amiga* books are on their way.

## IN NEXT MONTH'S ISSUE

- Ray tracing - Jason Holborn explains how to get the best out of 3D scene creators and takes a look at the wealth of packages available, from PD to professional.
- Stand by for blast off! Accelerators come under the *Amiga Shopper* microscope. Toby Simpson is the man who tells you which product gives the biggest bang for your bucks.
- Part two of our new C series - compiling your first program and sending output to the screen.
- More on multitasking. AS does it all, all at once!

Plus regular columns on Amiga Answers, video, AmigaDOS, desktop publishing and much more

On sale Thursday, November 5

## GUARANTEE YOUR COPY OF AMIGA SHOPPER - RESERVE IT AT YOUR NEWSAGENT

Please reserve/deliver me a copy of **Amiga Shopper**  
Name \_\_\_\_\_

Address \_\_\_\_\_  
\_\_\_\_\_  
\_\_\_\_\_

TO THE NEWSAGENT - *Amiga Shopper* goes on sale the first Thursday in each month. It's by Future Publishing and available from your local wholesaler.

# ColourPic

NEW!



ColourPic is JCL's best selling video digitiser. Grabbing frames from a live video source in 64,000 vibrant colours is simplicity itself. If you have struggled with a colour wheel or splitter and have had to limit your video digitising to static objects or just monochrome, you will find ColourPic pure joy. ColourPic has its own built-in 64,000 colour framestore which is constantly digitising the incoming picture in REAL-TIME. Just press a key to freeze the picture and import it into the Amiga. It couldn't be easier!

**NEW!** ColourPic has been upgraded to include a S-VHS (Y-C) input and is now shipped with 'Cabaret' our comprehensive 24-bit image processing software in addition to the standard ColourPic software.

- \* ColourPic can capture lo-res, interlace or hi-res images and convert them to HAM, 32 colour, 16 colour and monochrome IFF files.
- \* ColourPic has RGB, composite and UHF TV outputs from its framestore to drive a second monitor.
- \* ColourPic works with all Amiga computers, even the A500P.
- \* ColourPic can be upgraded to ColourPic AniMate.
- \* ColourPic has comprehensive monochrome image processing tools.
- \* ColourPic is shipped with Cabaret 24-bit image processing software.

ColourPic RRP £499 inc VAT  
ColourPic AniMate RRP £599 inc VAT



# SuperPic



SuperPic is a framegrabber and genlock in one box! It is the perfect answer to anyone who needs all the facilities of real-time colour video digitising and the ability to combine computer generated graphics with a video source. SuperPic has a built-in 64,000 colour framestore which is constantly digitising the incoming video source in real-time. Just press a key to freeze the picture and import it into the Amiga. It just couldn't be easier! The genlock built in to SuperPic has an RGB output for the finest possible results in addition to composite output and provides the Amiga user with a very stable product, ideal for titling.

**NEW!** SuperPic is now shipped with 'Cabaret' our comprehensive 24-bit image processing software in addition to the standard SuperPic software and a three button optical mouse with mat.

- \* SuperPic can capture lo-res, interlace or hi-res images and convert them to HAM, 32 colour, 16 colour and monochrome IFF files.
- \* SuperPic can be upgraded to SuperPic AniMate.
- \* SuperPic has its own built-in genlock for combining computer generated graphics with a video picture - ideal for titling.
- \* SuperPic allows you to switch between Amiga display, framestore and video outputs on your standard RGB monitor at the touch of a button.
- \* SuperPic is shipped with Cabaret 24-bit image processing software.

SuperPic RRP £599 inc VAT  
SuperPic AniMate RRP £699 inc VAT

# ColourPic Plus

NEW!



ColourPic Plus, JCL's latest addition to their Amiga real-time colour video digitiser range, brings you the most powerful digitiser available to the Amiga user in its price range. A professional machine engineered to the highest standards and using the latest technology, ColourPic Plus combines all the features present in ColourPic with AniMate as standard and an impressive number of new features and new software.

The Impossible? - ColourPic Plus can do it! Combine a framestore picture in 64,000 colours with text on an Amiga database display - without a genlock! With the optional 'GrabIt' software from JCL and a prepared database control language module you can add pictures to your personnel file or parts list. Your database pictures could even be animated!

- \* ColourPic Plus can capture lo-res, interlace, hi-res or hi-res with interlace images and convert them to HAM, 32 colour, 16 colour and monochrome IFF files.
- \* ColourPic Plus is shipped with 512K RAM and can be upgraded to 1MB for more animation frames and even higher resolution modes.
- \* ColourPic Plus can switch between your Amiga display and the 64,000 colour framestore picture at the press of a key.
- \* ColourPic Plus has S-VHS (Y-C), RGB and composite inputs and provides RGB, composite and UHF TV outputs for an extra monitor if required.
- \* ColourPic Plus is shipped with Cabaret Plus 24-bit image processing software.

ColourPic Plus RRP £699 inc VAT

# AniMate

AniMate, for ColourPic and SuperPic, adds a whole new dimension to video digitising - colour animation. The complete AniMate package upgrades the digitiser to 512K RAM using a special RAM expansion card with time marker control logic and includes control software and manual. AniMate provides a

simple and complete method of producing short sequence colour animated images on an Amiga, where the images come from live video such as a camera or a VCR. Simply point a camera at a moving object, select ANIM RECORD/SEQUENCE and press the space bar to capture a series of real life movements.

- \* ANIM SET options include frame delay and first field hold off.
- \* ANIM RECORD options include sequence record and single step record.
- \* Select ANIM PLAY/CYCLE and the recorded sequence is repeated.
- \* ANIM PLAY options include sequence, single step, mouse scroll, cycle and ping-pong.
- \* Sequences recorded from a VCR may be joined together to produce ANIM files.
- \* The interval between recorded fields can be set at any number of fields.
- \* The individual fields of an animation may be examined by using the up/down movement of a joystick.
- \* Fields from an animation sequence may be converted to standard Amiga IFF format and then built into an ANIM format file for replay.

Upgrade your ColourPic or SuperPic for £150 inc VAT

# Cabaret

CABARET the image processing package shipped with ColourPic and SuperPic provides image import facilities together with colour and monochrome image processing functions to modify existing pictures. Cabaret has a wide range of filter and masking options to enhance pictures and produce interesting effects.

- \* Cabaret will import and display HAM, EHB, 32, 16, 8 and 4 colour pictures plus Monochrome and Threshold images in normal and overscan modes.
- \* Cabaret will SAVE and LOAD images in standard IFF format, plus a wide range of other formats including TARGA and AIM.
- \* Cabaret will produce X & Y flips, mirror images, multiple images, magnified parts of an image and control colour balance, contrast and brightness.
- \* Cabaret works on all Amigas with 1 MByte or more of memory.

CABARET PLUS software, which needs 3 MByte of memory to make full use of all facilities, has all the features of Cabaret - PLUS

- \* Extra filters including Uniform, Kuwahara, Posterize, Median and Gamma.
- \* New features including Emboss, Dropshadow and Combine.
- \* Interlace and hi-res modes AND Save in 24-bit IFF!

For the user with less than 3 MByte of memory the Cabaret functions may be used without the 'Plus' features.

Cabaret RRP £29.95 inc VAT Cabaret Plus RRP £89.95 inc VAT

ColourPic, SuperPic and ColourPic Plus are available from selected dealers or direct from JCL.

## \*\* GOLD DEALERS AND STOCKISTS!! \*\*

Trilogic  
253 New Works Road  
Low Moor  
Bradford  
BD12 0QP  
Tel: 0274 691115

Gordon Harwood Computers  
New Street  
Allreton  
Derbyshire  
DE5 7BP  
Tel: 0773 836781

Videoquip  
5 Fosse Road South  
Leicester  
LE3 0LP  
Tel: 0533 558818

Computer Care South Ltd  
499 Oxford Road  
Reading  
Berks  
RG3 1HQ  
Tel: 0734 393615

Ultima  
First Floor  
White Lion Walk  
Guildford  
Surrey, GU1 3DW  
Tel: 0483 506939

Sitca Systems  
1-4 The Mews  
Hatherley Road  
Sidcup  
Kent, DA14 4DX  
Tel: 081 302 8811

## About our framestore. . .

All of JCL's video digitisers can grab a frame from a live video source in 1/25th of a second using a 64,000 colour framestore which is constantly digitising the incoming picture in real-time. The framestore displays a picture of such high quality that you may suspect you are looking at a straight through connection from the video input, but don't be deceived, this is a digital picture. Just press the Z key to see it freeze! The framestore's 64,000 colour palette can be used to display previously digitised images stored on a disk as well as show Sculpt (and other) images in a much wider range of colours than the Amiga's HAM mode. The effect is stunning!

For your free show disk of pictures:  
Contact Carolyn on 0892 518181.



JCL BUSINESS SYSTEMS LTD.

71 St Johns Road Tunbridge Wells Kent TN4 9TT England  
Tel 0892 518181 Int +44 892 518181 Fax: 0892 511772 Int +44 892 511772



